

indication here of the meaning of the expression "the median line," but if the author has the median line of the body in his mind we do not understand how a spot can lie below it.

Apart from carelessness of expression we have no fault to find with the anatomical sections of the book. Indeed, they are thoroughly detailed, and supply us with a vast amount of information, all of it of practical importance.

The plates and numerous illustrations generally are for the most part helpful and reliable, but Fig. 97 gives an inaccurate idea of the position of the incision in the radical operation on the maxillary antrum through the canine fossa. All the figures illustrating this operation indeed place the antrum too low, and so ignore the chief difficulty of the operation, that, namely, which comes from working within the limits of a confined space.

In all other respects, however, the book is a welcome and creditable contribution to the library of rhinology.

*Dan McKenzie.*

*Die Städtische Ohrenklinik Frankfurt a. M.* Von Prof. Dr. Otto Voss  
Mit 40 Abbildungen im Text, und 6 Plänen. Würzburg: Curt.  
Kabitsch, 1913. Price 3m.

A description of one of Germany's municipal clinics, calculated to engender a feeling of "divine discontent" in the minds of British readers. A special room for hearing-tests, isolated from the noisy world without; a special room for vestibular tests; the latest improvements in microscopic and micro-photographic apparatus; wards, public and private with sunny loggie—in short, a clinic of "the land where the dreams come true"!

We congratulate Prof. Voss upon his brochure, which is excellent, upon his clinic, which is perfection, and upon the enlightened public spirit of his nation, which makes such perfection possible.

*Dan McKenzie.*

---

### NOTES AND QUERIES.

Among the recent recipients of birthday honours we are pleased to see the name of Dr. W. Milligan, of Manchester, as receiving the honour of knighthood.

As our readers are well aware Sir William Milligan has long been connected with the JOURNAL OF LARYNGOLOGY, RHINOLOGY, AND OTOTOLOGY, and we have much pleasure in extending to him our heartiest congratulations upon this well-deserved recognition of his professional eminence.

---

We are very pleased to note that Sir StClair Thomson has been elected a Honorary Fellow of the American Laryngological Association.

---

### BOOK RECEIVED.

*Geschichte der Nasenheilkunde von ihren Anfängen bis zum 18. Jahrhundert.* Von Dr. med. Karl Kassel (Posen). I. Band. Würzburg: Curt Kabitsch, 1914.

# CENTRAL LONDON THROAT AND EAR HOSPITAL

## GRAY'S INN ROAD (Near King's Cross Stations).

The work carried on at this Hospital comprises:

### 1. *The Daily Out-Patient Clinic.*

The Medical Officers attend as follows:

Surgeons.	Out-Patient Clinic.	In-Patient Operations.
Mr. CHICHELE NOURSE .	Wednesday, at 2 p.m. .	Friday, at 2.15 p.m.
Dr. ABERCROMBIE .	Thursday, at 2 p.m. .	Wednesday, at 2.15 p.m.
Mr. STUART-LOW .	Saturday, at 2 p.m. .	Monday, at 2.15 p.m.
Dr. ANDREW WYLIE .	Monday, at 2 p.m. .	Tuesday, at 2.15 p.m.
Dr. ATKINSON .	Tuesday, at 5 p.m. .	Thursday, at 2 p.m.
Dr. DAN MCKENZIE .	Friday, at 5 p.m. .	Thursday, at 4 p.m.
Assistant Surgeon.		
Mr. HAROLD KISCH .	{ Monday and Thursday } at 2 p.m.	

### 2. *The Minor Operations.*

These are performed at 9 a.m. on Monday, Tuesday, Wednesday, Thursday, Friday.

### 3. *The In-Patient Department. Major Operations.*

These take place at 2 o'clock on Monday, Tuesday, Wednesday, Thursday, Friday.  
The list of operations is to be seen on the notice board in the Out-patient Consulting Room

### 4. *Lectures and Demonstrations.*

**Courses of Practical Instruction** are given throughout the year by Members of the Staff, on Tuesdays and Fridays, at 3 p.m. punctually.

The Courses consist of two classes twice a week devoted to Anatomy, Pathology, Diagnosis and Treatment of the special diseases dealt with at the Hospital. They may be joined at any time.

A **Surgical Anatomy and Operative Surgery Class** is held when desired. The teaching is practical and demonstrative, and is illustrated by diagrams, models, specimens and instruments.

### 5. *The Pathological Laboratory*

Is at all times available to students. Dr. Wyatt Wingrave, Pathologist to the Hospital, is in attendance daily at 3 p.m.

### **Clinical Assistants**

Are appointed from among those gentlemen who have enrolled themselves for attendance on the practice of the hospital.

Further particulars may be had on application to the Dean.

### **Fees.**

Course of Practical Instruction	... ..	1 guinea.
" " "	with attendance at Clinics	2 guineas.
Operative Surgery Class	... ..	5 "
For attendance on the practice of the Hospital (Clinical Assistants)—		
Three months	... ..	5 guineas.
Six "	... ..	8 "
Perpetual ticket	... ..	10 "

Clinical Assistants are admitted to the Practical Course Free.

**WYATT WINGRAVE, M.D.,**  
Dean.

**RICHARD KERSHAW,**  
Secretary Superintendent.

# WRIGHT, PUBLISHERS, BRISTOL.

*Demy 8vo, with 77 Illustrations, 44 of which are in Colours. 7/6 net.*

## Diseases of the THROAT, NOSE, AND EAR For Practitioners and Students.

By **W. G. PORTER, M.B., B.Sc., F.R.C.S.Ed.,**

*Surgeon to the Eye, Ear, and Throat Infirmary, Edinburgh; Surgeon, Ear and Throat Department, Royal Hospital for Sick Children, Edinburgh; Aurist to the Edinburgh Royal Institution for the Education of the Deaf and Dumb.*

"The author's main object has been to provide the practitioner and serious student with a single volume of moderate size, embracing sufficient information on the diseases of the throat, nose, and ear, to be of value in practice. We may say at once that he has attained his object."—*British Medical Journal*.

"Eminently suited to the purpose for which it is designed."—*Journal of Laryngology*.

"The several diseases are concisely dealt with. . . . The book as a whole reflects sound teaching, and recent literature has evidently been laid under contribution. It is well printed and well illustrated."—*Lancet*.

"The work is eminently suited to the purpose for which it has been designed. . . . a large amount of well-digested and accurate information has been packed into a surprisingly small compass. Special attention has been given to diagnosis, and to such treatment as can be carried out successfully by one who is not a specialist. . . . We congratulate Dr. Porter upon producing a very excellent small manual."—*Practitioner*.

Originally published in 1912, the first Large Edition was exhausted in Six Months.  
The Second Impression was quickly sold out, and the Third Issue is now ready.

*Demy 8vo. 1030 pages. With 16 Coloured Plates and over 200 Illustrations in the Text.  
Bevelled Boards, Burnished Top. 30/- net.*

## AN INDEX OF DIFFERENTIAL DIAGNOSIS OF MAIN SYMPTOMS

By Many Writers.

Edited by **HERBERT FRENCH, M.A., M.D.Oxon., F.R.C.P.Lond.**

"May be said to represent the last word as to limits of diagnostic power. . . . illustrations are of a uniformly high merit, and aid materially. . . . of Dr. French's work, both as editor and contributor, we cannot speak too highly. . . . This remarkable index."—*British Medical Journal*.

"All that it is possible to learn of medicine in its various branches outside the wards of a hospital will be found in this book."—*Practitioner*.

*6th Edition. 13th Thousand. Completely Revised, with additional Articles and Illustrations.  
Demy 8vo. 1056 pages. Bevelled Boards, Burnished Tops. 21/- net.*

## AN INDEX OF TREATMENT

By 83 Representative Contributors.

Edited by **ROBERT HUTCHISON, M.D., F.R.C.P., Physician to the London Hospital.**

**A Complete Guide to Treatment in a Form Convenient for Reference.**

"The editors and publishers may be congratulated on the production of a work of reference which we can cordially recommend to all busy practitioners."—*British Medical Journal*.

"The book is of special use to the general practitioner, who will find in it many valuable suggestions for the management of disease."—*Lancet*.

"Handy, accurate. . . . easy of reference. . . . we congratulate editors and contributors upon having added to medical literature a useful and comprehensive work."—*Medical Press and Circular*.

*Now Ready. Fourth Edition. Fully Revised. Crown 8vo. 9/6 net. With Diagrams of  
Surface Markings.*

## SYNOPSIS OF SURGERY

For Students and Practitioners.

By **ERNEST W. HEY GROVES, M.S., M.D., B.Sc.Lond., F.R.C.S.Eng.**

" . . . appears to contain all that is necessary in a synopsis, and . . . is not too condensed. . . . may be legitimately employed for revising knowledge."—*Lancet*.

"The additions necessary to keep it quite up to date have been freely made. . . . Among the best of its kind, and the author is to be congratulated on its readability, its lucidity, and its fulness—notable qualities."—*British Medical Journal*.

**Bristol: JOHN WRIGHT & SONS, Limited.**

**London: SIMPKIN, MARSHALL, HAMILTON, KENT & Co., Ltd.**

' . . . the best, most instructive and useful Journal going.'

**3d.**

**PUBLISHED**  
**ON WEDNESDAYS.**

**3d.**

THE  
**CLINICAL JOURNAL**

— A WEEKLY RECORD OF —  
**CLINICAL MEDICINE & SURGERY**

*With their Special Branches.*

**THE CLINICAL JOURNAL** was founded in 1892 with the object of **SPECIALLY REPORTING** and publishing **CLINICAL LECTURES** given by the leading Physicians and Surgeons of the day—Lectures for the most part delivered at the Hospitals to a few score of Students and quite lost to the General Practitioner who, however much he may desire to keep himself in touch with the progress of the times, is usually unable to attend.

Appreciation of this enterprise is shown by the present position of the Journal, its increasing circulation throughout the world, and the numerous letters received from subscribers.

New subscribers are strongly recommended to secure the **BACK VOLUMES**. It may be confidently asserted that no collection of Lectures more reliable and interesting, nor material of greater practical value, is available to the General Practitioner.

**Subscribers write:—**

"I consider of all the Medical Journals the 'Clinical Journal' is of the greatest use to the busy general practitioner."

"The fact is the Journal contains the very sort of article the country practitioner wants."

". . . the Journal has been useful to me in deciding points, many of which are not in text-books."

Ordinary Subscription Terms, payable in advance	{	52 weeks	-	15/6
		26 "	-	8/-
		13 "	-	4/-

**3d.**

**\* A SPECIAL REDUCTION OF TWENTY PER CENT.**  
is allowed on the above ordinary subscription terms to those subscribers signifying their intention of taking the Journal for not less than two years.

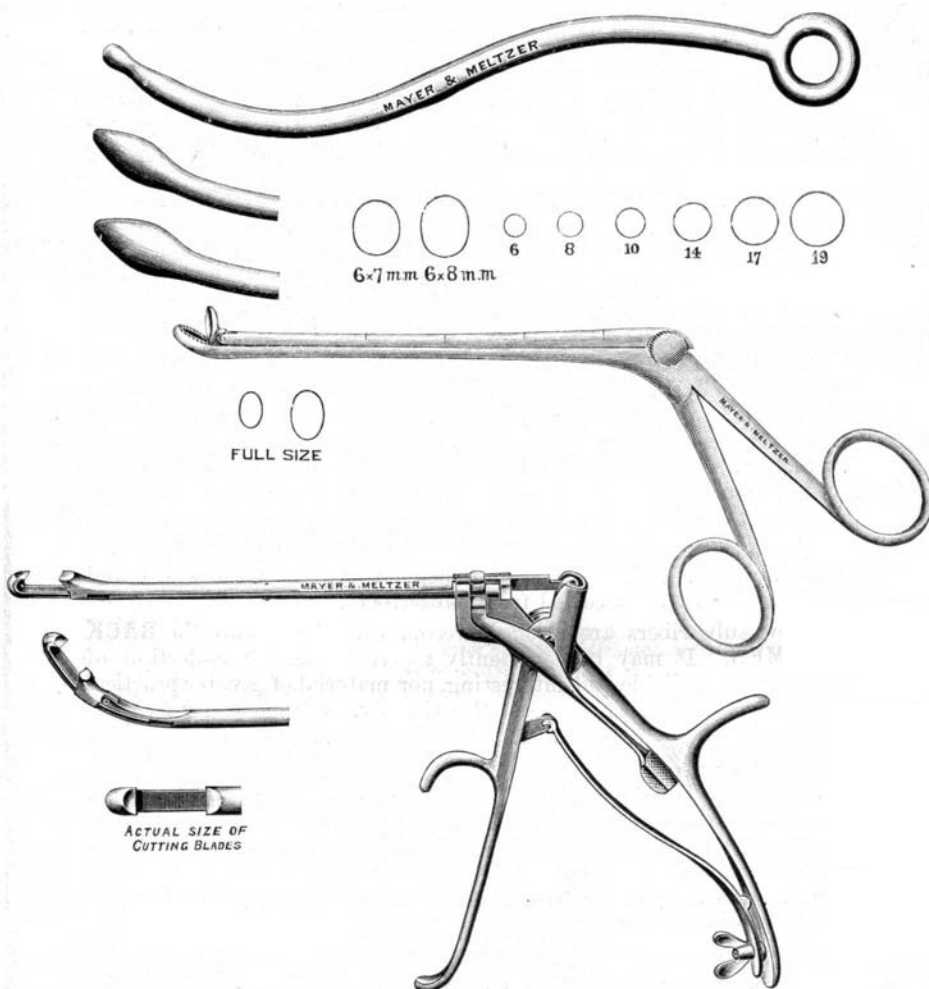
**3d.**

The Medical Publishing Company, Ltd., 23, Bartholomew Close, E.C.

# MAYER & MELTZER,

Surgical Instrument Makers.

ESTABLISHED OVER FIFTY YEARS.



**Instruments as used by Dr. Watson-Williams  
for the Intra-Nasal Operation for Frontal  
Sinus Suppuration.**

(See JOURNAL OF LARYNGOLOGY, May, 1914.)

Full Particulars on application.

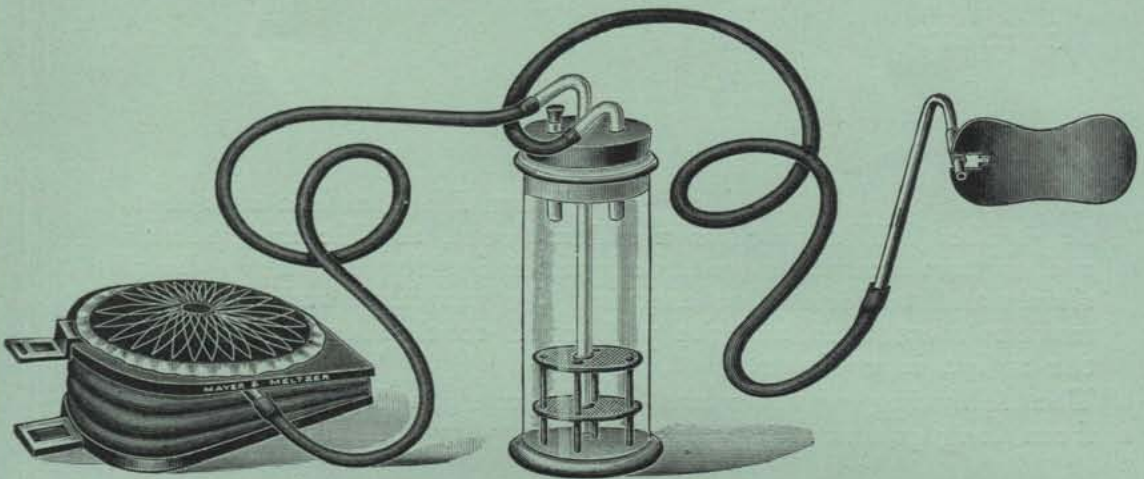
**MAYER & MELTZER, 71, GREAT PORTLAND ST., LONDON.**

Branches: MELBOURNE; CAPETOWN; JOHANNESBURG.

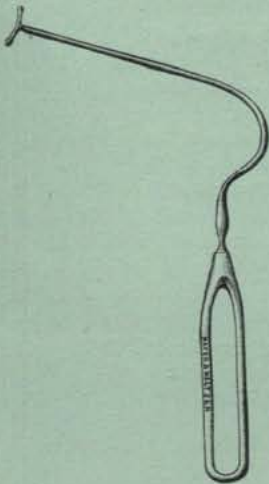
# Mayer & Meltzer's New Introductions.

## An Improved Ether Apparatus for Use in Nose & Throat Operations.

Devised by RAYMOND E. APPERLY, M.R.C.S.Eng., L.R.C.P.Lond., Assistant Anæsthetist to Middlesex Hospital.



Extract from Paper by Raymond E. Apperly and Somerville Hastings. *Vide Lancet*, September 20, 1913.



- A Tonsil Probe. By H. TILLEY, F.R.C.S.
- A Septum Needle. By H. LUND, M.B., F.R.C.S.Eng.
- An Improved Gag. By W. S. KERR, M.B., F.R.C.S.Edin.
- Instruments of Intra-Nasal Dacryocystotomy.
- A Posterior Rhinoscope. By W. LLOYD, F.R.C.S.
- An Eustachian Bougie with Sliding Scale.  
By W. H. KELSON, M.D., F.R.C.S.Eng.
- An Antrum Punch. By SEYMOUR JONES, F.R.C.S.
- “Emandem” Improved High Efficiency Examination Lamps, etc., etc.

**MAYER & MELTZER, 71, GT. PORTLAND STREET, LONDON.**

Branches: MELBOURNE; CAPETOWN; JOHANNESBURG.

# The "Allenburys" (TRADE MARK)

## (MEDICATED) Throat Pastilles

*Efficient*



*Palatable*

The basis of the "Allenburys" Throat Pastilles is a special p $\hat{a}$ te de jujube. The pastilles are demulcent, soluble and palatable, and contain accurate amounts of pure active drugs. They dissolve slowly and uniformly, so ensuring the thorough suffusion of the mucous membrane, and the prolonged continuous direct effect of the active ingredients.

The following pastilles are largely used, and have been found from long practical experience to be very efficacious.

**No. 9. Menthol, Cocaine and Red Gum**

Menthol, gr. 1/20th; Cocaine, gr. 1/20th; Red Gum, gr. 2

**No. 23. Eucalyptus and Red Gum**

Eucalyptus,  $\frac{1}{2}$  minim of the Oil; Red Gum, gr. 1

**No. 28. Compound Guaiacum**

Guaiacum, gr. 1; Chlorate of Potash, gr. 2; Red Gum, gr.  $\frac{3}{4}$

**No. 29. Compound Rhatany**

Extract of Rhatany, gr. 2; Cocaine Hydrochlor., gr. 1/20th

**No. 38. Chlorate of Potash, Borax and Cocaine**

Chlorate of Potash, gr. 2; Borax, gr. 1; Cocaine, gr. 1/20th

**No. 75. Formaldehyde and Menthol**

Formaldehyde, min. 1; Menthol, gr. 1/40th

**No. 77. Formaldehyde and Cinnamon Oil**

Formaldehyde, min. 1; Ol. Cinnamon, min.  $\frac{1}{2}$

1/- box of any variety, with detailed list, free to Medical Men in Great Britain.

**IMPORTANT.**—To ensure the supply of these active and reliable medicinal products, medical men should designate the "ALLENBURYS" Pastilles in their prescriptions.

# Allen & Hanburys Ltd. London

NIAGARA FALLS, N.Y.    TORONTO.    BUENOS AIRES.    DURBAN.    SYDNEY.