

High resolution magnetic field measurements in high-mass star-forming regions using masers

Gabriele Surcis¹, Wouter H. T. Vlemmings²,
Huib J. van Langevelde^{1,3} and Busaba Hutawarakorn Kramer⁴

¹Joint Institute for VLBI in Europe
Postbus 2, 7990AA, Dwingeloo, the Netherlands
email: surcis@jive.nl

²Chalmers University of Technology, Onsala Space Observatory
SE-439 92 Onsala, Sweden
email: wouter.vlemmings@chalmers.se

³Sterrewacht Leiden, Leiden University
Postbus 9513, 2300RA Leiden, the Netherlands
email: langevelde@jive.nl

⁴Max-Planck Institut für Radioastronomie
Auf dem Hügel 69, 53121 Bonn, Germany
email: bkramer@mpifr-bonn.mpg.de

Abstract. The bright and narrow spectral line emission of masers is ideal for measuring the Zeeman-splitting as well as for determining the orientation of magnetic fields in 3-dimensions around massive protostars. Recently, polarization observations at milliarcsecond resolution of 6.7-GHz CH₃OH masers have uniquely been able to resolve the morphology of magnetic fields close to massive protostars. The observations reveal that the magnetic fields are along outflows and/or on the surfaces of circumstellar tori. Here we present three different examples selected from a total number of 7 massive star-forming regions that were investigated at 6.7-GHz with the EVN in the last years.

Keywords. Stars:formation, masers:methanol, polarization

1. Introduction

Three different scenarios have been proposed to explain the formation of high-mass stars. In one of these scenarios, *Core accretion* (McKee & Tan 2003), massive stars form through gravitational collapse, which involves disc-assisted accretion to overcome radiation pressure. This scenario is similar to the favored picture of low-mass star-formation, in which magnetic fields are thought to play an important role by removing excess angular momentum, thereby allowing accretion to continue onto the star. However, the role of magnetic fields during the protostellar phase of high-mass star-formation is still a debated topic. In particular, it is still unclear how magnetic fields influence the formation and dynamics of discs and outflows. Most current information on magnetic fields close to high-mass protostars comes from polarized maser emissions, which allow us to investigate the magnetic field on small scales (10s–1000s AU) by using interferometers, such as the European VLBI Network (EVN) and the Very Long Baseline Array (VLBA).

In this contribution we summarize the results obtained by observing the full polarized emission of 6.7-GHz CH₃OH towards the massive protostars W75N–VLA 1, NGC7538–IRS 1, and W51–e2. For W75N–VLA 1 and NGC7538–IRS 1 we also observed the polarized emission of 22-GHz H₂O masers. The linear polarization and total intensity of

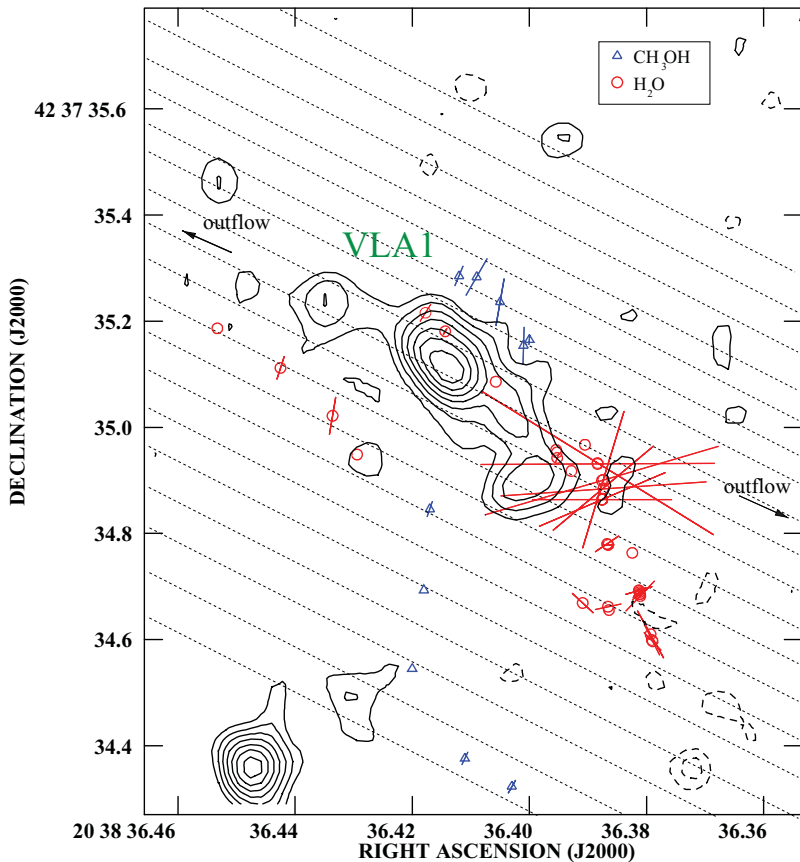


Figure 1. Modified version of Fig.3 of Surcis *et al.* (2011b) of the CH₃OH (triangles) and H₂O (circles) masers of W75N-VLA 1. The contours are the 1.3 cm continuum emission observed with the VLA. The linear polarization vectors are also reported (20 mas correspond to a linear polarization fraction of 1%). The dashed lines indicate the large-scale direction of the magnetic field.

22-GHz H₂O and 6.7-GHz CH₃OH masers were analysed by using a full radiative transfer method code based on the models of Nedoluha & Watson (1992). The output of the code are the emerging brightness temperature ($T_b \Delta\Omega$) and the intrinsic thermal linewidth (ΔV_i) from which the θ angle between the magnetic field orientation and the maser propagation direction can be estimated (e.g., Surcis *et al.* 2011a). From the circularly polarized emission of the masers we were able to measure the Zeeman-splitting of the two maser transitions, but only in the case of H₂O masers this led to the magnetic field strength, as the value of the Landé g -factor appropriate for the 6.7-GHz CH₃OH masers is still unknown (Vlemmings *et al.* 2011).

2. W75N-VLA 1

VLA 1 is a massive protostar located in the active high-mass star-forming region W75N(B) (Torrelles *et al.* 1997), which is at a distance of 1.30 ± 0.07 kpc (Rygl *et al.* 2012). In the region two compact H II regions were also detected, named VLA 2 and VLA 3, which are thought to be in an earlier evolutionary stage than VLA 1 (Torrelles *et al.* 1997). A large-scale high-velocity outflow, with an extension greater than 3 pc and

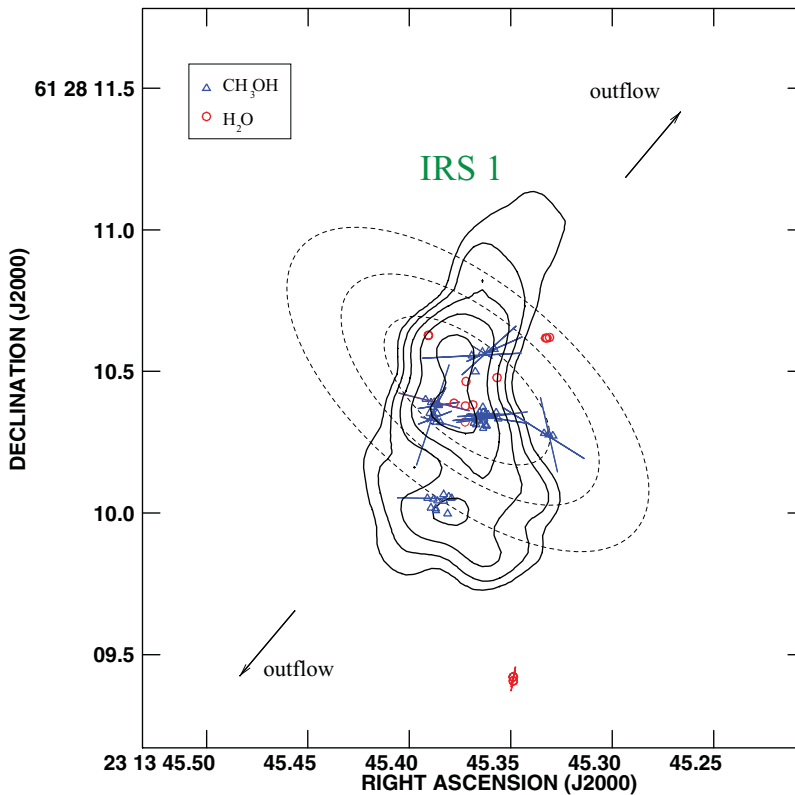


Figure 2. Modified version of Fig.1 of Surcis *et al.* (2011a) of the CH₃OH (triangles) and H₂O (circles) masers of NGC7538-IRS1. The contours are the 2 cm continuum emission observed with the VLA. The linear polarization vectors are also reported (60 mas correspond to a linear polarization fraction of 1%). The dashed ellipses indicate the direction of the magnetic field.

a total molecular mass greater than $255 M_{\odot}$, was also detected from W75N(B) (e.g., Shepherd *et al.* 2003). VLA 1 was proposed to be the powering source of the outflow (e.g., Torrelles *et al.* 1997).

For the first time we were able to compare the orientation of the magnetic field determined from the polarized emission of two different maser species, i.e. CH₃OH and H₂O masers, that sample different physical characteristics. Both maser species are linearly distributed along the radio jet of VLA 1 (Fig. 1). The CH₃OH masers indicate a magnetic field orientation (NE-SW) at a position angle of about 73° , while the field in the H₂O maser region has an average position angle of $\sim 71^{\circ}$. The magnetic field derived from both maser species is thus almost aligned with the outflow, which has a position angle of 66° (Hunter *et al.* 1994), suggesting that VLA 1 might indeed be the powering source of the outflow. We measured a magnetic field strength from the circularly polarized emission of H₂O masers of about 670 mG. For more details see Surcis *et al.* (2009) and Surcis *et al.* (2011a).

3. NGC7538-IRS1

IRS 1 is the brightest source of the complex massive star-forming region NGC7538, which is located at a distance of 2.65 kpc in the Perseus arm of the Galaxy (Moscadelli *et al.* 2009). The central star of IRS 1 has been suggested to be an O6 star of about $30 M_{\odot}$

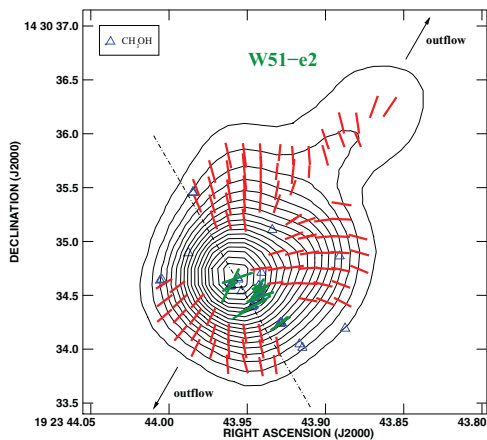


Figure 3. Modified version of Fig. 5a of Tang *et al.* (2009) of the dust polarization of W51-e2. The magnetic field (red segments) detected with the SMA (angular resolution $0''.7$ that corresponds to ~ 4000 AU) is superimposed on the $870 \mu\text{m}$ continuum contour map of W51-e2. The green segments mark the direction of the magnetic fields as derived from the CH_3OH masers (angular resolution $0''.001$ corresponding to ~ 5 AU). The dot-dashed black line indicates the direction of the ionized accreting flow by Keto & Klaassen (2008).

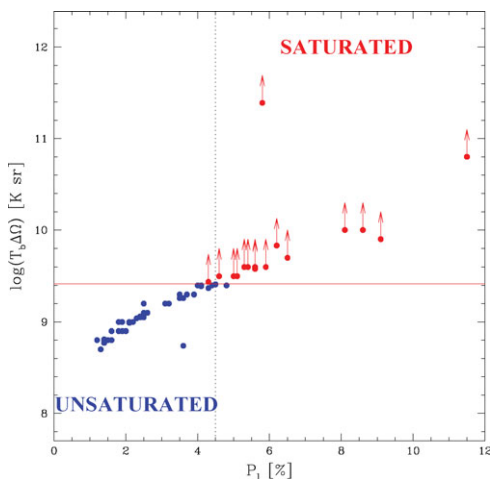


Figure 4. The emerging brightness temperatures ($T_b \Delta\Omega$) as function of the linear polarization fraction (P_l) of all CH_3OH masers detected so far with the EVN. The red arrows indicate that the $T_b \Delta\Omega$ values obtained from the radiative transfer method code are lower limits. The red full line is the limit of $T_b \Delta\Omega$ from which the CH_3OH masers are considered saturated, and the dotted line shows the lower P_l for saturated masers.

(e.g. Sandell *et al.* 2009). A molecular bipolar outflow (PA = 140°), with a velocity of about 250 km s^{-1} and a mass of $82.8 M_\odot$, and a molecular torus (angular size ~ 2 arcsec, PA = 50°) have also been detected towards IRS 1 (Qiu *et al.* 2011, Klaassen *et al.* 2009).

We detected both CH_3OH and H_2O masers around IRS 1 but no linearly polarized emission from the H_2O masers close to the protostar was found (Fig. 2). Comparing the velocities of the CH_3OH masers with the velocities of the large-scale torus we suggest that the masers are tracing the interface between the infall and the large-scale torus. The H_2O masers are instead associated with the blue-shifted part of the outflow. Analysing the orientation of the linear polarization vectors of the CH_3OH masers and taking into account the sign of the Zeeman-splitting measurements (positive = magnetic field points away from the observer, negative = towards the observer) we determine that the magnetic field is situated on the two surfaces of the torus with a counterclockwise direction on the top surface. For more details see Surcis *et al.* (2011b).

4. W51-e2

W51-e2 is one of the brightest molecular cores located in the eastern edge of the luminous star-forming region W51 at a distance of $5.41^{+0.31}_{-0.28}$ kpc (Sato *et al.* 2010). Keto & Klaassen (2008) showed evidence both for infalling, or accreting, gas with a possible rotation around W51-e2 and for a bipolar outflow (PA $\approx 150^\circ$). The dust polarization emission at $870 \mu\text{m}$ revealed a hourglass-like morphology for the inferred magnetic field (red segments in Fig. 3) near the collapsing core of W51-e2 (Tang *et al.* 2009). The magnetic field morphology (green segments in Fig. 3) determined from the linearly polarized emission of masers, which have been detected close to the $870 \mu\text{m}$ continuum peak, is

consistent with the hourglass morphology. This indicates that the CH₃OH masers are able to probe the large-scale magnetic fields close to the protostars.

5. Linear polarization fraction and saturation state of CH₃OH masers

We detected a total number of 213 CH₃OH masers towards all the 7 massive star-forming regions observed with the EVN. We were able to model 72 masers by using the adapted full radiative transfer method code for CH₃OH masers, which is based on the models of Nedoluha & Watson (1992). When the code is applied to a saturated maser, it gives a lower limit for $T_b \Delta\Omega$ and an upper limit for ΔV_l . Since the masers are unsaturated when $R/\Gamma < 1$ and because the stimulated emission rate is $R \simeq Ak_B T_b \Delta\Omega / 4\pi h\nu$, we can estimate an upper limit for $T_b \Delta\Omega$ below which the masers can be considered unsaturated. For CH₃OH masers ($A = 2 \times 10^9 \text{ s}^{-1}$) the limit is $T_b \Delta\Omega < 2.6 \times 10^9 \text{ K sr}$. In Fig. 4 we report $T_b \Delta\Omega$ as function of the linear polarization fraction (P_l). From the plot we see that all the 6.7-GHz CH₃OH masers with $P_l \lesssim 4.5\%$ are unsaturated.

6. Conclusion

In conclusion we have found that the magnetic field in massive star-forming regions plays a role as important as in the formation of low-mass stars. All our results are in agreement with the theoretical simulations of Banerjee & Pudritz (2007), who demonstrated that the formation of an early outflow driven by the magnetic field is necessary in order to form the observed disc-outflow systems. From our measurements it seems that the magnetic fields are oriented along the outflow with an hourglass morphology at large-scales and when we observe closer to the protostar the magnetic field appear to be on the surfaces of a torus/disc structure from which the matter accretes onto the protostar along the magnetic field lines.

References

- Banerjee, R. & Pudritz, R. E. 2007, *ApJ*, 660, 479
 Hunter, T. R., Taylor, G. B., Felli, M., & Tofani, G. 1994, *A&A*, 284, 215
 Keto, E. & Klaassen, P. 2008, *ApJ*, 678, L109
 Klaassen, P. D., Wilson, C. D., Keto, E. R., & Zhang, Q. 2009, *ApJ*, 703, 1308
 McKee, C. F. & Tan, J. C. 2003, *ApJ*, 585, 850
 Moscadelli, L., Reid, M. J., Menten, K. M., Brunthaler, A., Zheng, X. W., Xu, Y. *et al.* 2009, *ApJ*, 693, 406
 Nedoluha, G. E. & Watson, W. D. 1992, *ApJ*, 384, 185
 Qiu, Keping, Zhang, Qizhou, & Menten, Karl M. 2011, *ApJ*, 728, 6
 Rygl, K. L. J., Brunthaler, A., Sanna, A., Menten, K. M., Reid, M. J., van Langevelde, H. J., Honma, M., Torstesson, K. J. E., & Fujisawa, K. 2012, *A&A*, arXiv1111.7023R
 Sandell, G. Goss, W. M., Wright, M., & Corder, S. 2009, *ApJ*, 699, L31
 Sato, M., Reid, M. J., Brunthaler, A., & Menten, K. M. 2010, *ApJ*, 720, 1055
 Shepherd, D. S., Testi, L., & Stark, D. P. 2003, *ApJ*, 584, 882
 Surcis, G., Vlemmings, W. H. T., Dodson, R., & van Langevelde, H. J. 2009, *A&A*, 506, 757
 Surcis, G., Vlemmings, Curriel, S., Hutawarakorn Kramer, B., Torrelles, J. M., & Sarma, P. 2011a, *A&A*, 527, A48
 Surcis, G., Vlemmings, W. H. T., Torres, R. M., van Langevelde, H. J., & Hutawarakorn Kramer, B. 2011b, *A&A*, 533, A47
 Tang, Y.-W., Ho, P. T. P., Koch, P. M., Girart, J. M., Lai, S.-P., & Rao, R. 2009, *ApJ*, 700, 251
 Torrelles, J. M., Gómez, J. F., Rodríguez, L. F., Ho, P. T. P., Curriel, S., & Vazquez, R. 1997, *ApJ*, 489, 744
 Vlemmings, W. H. T., Torres, R. M., & Dodson, R. 2011, *A&A*, 529, 95