

Original Article

Cite this article: Roberts E, Joinson C, Gunnell D, Fraser A, Mars B (2020). Pubertal timing and self-harm: a prospective cohort analysis of males and females. *Epidemiology and Psychiatric Sciences* **29**, e170, 1–8. <https://doi.org/10.1017/S2045796020000839>

Received: 13 May 2020

Revised: 19 August 2020

Accepted: 21 August 2020

Key words:



ALSPAC; self-harm; pubertal timing; puberty

Author for correspondence:

Elystan Roberts,

E-mail: elystan.roberts@bristol.ac.uk

Pubertal timing and self-harm: a prospective cohort analysis of males and females

Elystan Roberts^{1,2} , Carol Joinson^{1,2}, David Gunnell^{1,2} , Abigail Fraser^{1,2,3} and Becky Mars^{1,2}

¹National Institute for Health Research Bristol Biomedical Research Centre, University Hospitals Bristol NHS Foundation Trust and University of Bristol, Bristol, UK; ²Department of Population Health Sciences, University of Bristol, Bristol, UK and ³Medical Research Council Integrated Epidemiology Unit at the University of Bristol, Bristol, UK

Abstract

Aims. Early puberty is associated with an increased risk of self-harm in adolescent females but results for males are inconsistent. This may be due to the use of subjective measures of pubertal timing, which may be biased. There is also limited evidence for the persistence of pubertal timing effects beyond adolescence, particularly in males. The primary aim of the current study was therefore to examine the association between pubertal timing and self-harm in both sexes during adolescence and young adulthood, using an objective measure of pubertal timing (age at peak height velocity; aPHV). A secondary aim was to examine whether this association differs for self-harm with *v.* without suicidal intent.

Methods. The sample ($n = 5369$, 47% male) was drawn from the Avon Longitudinal Study of Parents and Children (ALSPAC), a prospective birth cohort study. Mixed-effects growth curve models were used to calculate aPHV. Lifetime history of self-harm was self-reported at age 16 and 21 years, and associated suicidal intent was examined at age 16 years. Associations were estimated using multivariable logistic regression adjusted for a range of confounders. Missing data were imputed using Multiple Imputation by Chained Equations.

Results. Later aPHV was associated with a reduced risk of self-harm at 16 years in both sexes (females: adjusted per-year increase in aPHV OR 0.85; 95% CI 0.75–0.96; males: OR 0.72; 95% CI 0.59–0.88). Associations were similar for self-harm with and without suicidal intent. There was some evidence of an association by age 21 years in females (adjusted per-year increase in aPHV OR 0.91; 95% CI 0.80–1.04), although the findings did not reach conventional levels of significance. There was no evidence of an association by age 21 years in males (adjusted per-year increase in aPHV OR 0.99; 95% CI 0.74–1.31).

Conclusions. Earlier developing adolescents represent a group at increased risk of self-harm. This increased risk attenuates as adolescents transition into adulthood, particularly in males. Future research is needed to identify the modifiable mechanisms underlying the association between pubertal timing and self-harm risk in order to develop interventions to reduce self-harm in adolescence.

Introduction

Self-harm is one of the strongest predictors of suicide (Hawton *et al.*, 2003), which is the second-leading cause of death globally among 15–29 year olds (World Health Organization, 2014). Men are at particularly high risk, being three times more likely than women to die by suicide in the UK (Office for National Statistics, 2018). Identifying the factors associated with self-harm, particularly the unique risk factors experienced by males and females, is therefore important for developing effective interventions.

Adolescence encompasses the transition through puberty and is a period of substantial physical, social and cognitive change. The process of pubertal development is multifaceted, and individuals differ in their timing of pubertal onset, their pubertal tempo (the speed of development) and the synchrony of the development of different pubertal milestones (Berenbaum *et al.*, 2015). The majority of existing research has focused on pubertal timing and has shown an association between earlier timing of puberty relative to one's peers and a range of adverse mental health outcomes (e.g. Kaltiala-Heino *et al.*, 2003), including self-harm (Patton *et al.*, 2007). Few studies, however, have examined potential sex differences in the association between pubertal timing and self-harm. Previous research has reported a consistent association between early pubertal timing and an increased risk of self-harm in females (Roberts *et al.*, 2019), but few studies include males or stratify by sex. Those that do find varying results in males, with an increased risk of self-harm having been reported in individuals experiencing early puberty (Michaud *et al.*, 2006) and late puberty (Wichstrøm, 2000), or

© The Author(s), 2020. Published by Cambridge University Press. This is an Open Access article, distributed under the terms of the Creative Commons Attribution licence (<http://creativecommons.org/licenses/by/4.0/>), which permits unrestricted re-use, distribution, and reproduction in any medium, provided the original work is properly cited.

being unrelated to pubertal timing (Graber *et al.*, 1997). Drawing conclusions from previous research is further complicated by inadequate adjustment for potential confounding.

The inconsistent findings in males could be due to difficulties in measuring pubertal timing, because none of the previous studies of pubertal timing and self-harm in males have used objective assessments of pubertal timing. In females, age at onset of menarche is an objective, salient indicator of pubertal timing (Dorn and Biro, 2011), but no direct equivalent exists in males: genital development as well as the development of secondary sexual characteristics (pubic and axillary hair growth, voice change) are gradual changes rather than acute events (Marshall and Tanner, 1970). Age at spermarche (the beginning of spermatozoa development in the testicles) is difficult to measure; it requires either urine samples (Kulin *et al.*, 1989) or self-report of age at first ejaculation, the validity of which is untested (Dorn *et al.*, 2006). Previous research on males' pubertal timing has relied on perceived pubertal timing relative to one's peers (e.g. Wichström, 2000), or inferred pubertal timing from self-reported data on pubertal stage and age (e.g. Patton *et al.*, 2007). However, self-reported pubertal stage is subjective and agreement with physical examination tends to be low (Dorn and Biro, 2011). Furthermore, perceived pubertal development compared to peers tends to be biased towards the average as self-perceptions are influenced by social comparison (Alsaker, 1992).

The current study is the first to use an objective measure of pubertal timing in males – age at peak height velocity (aPHV) – to examine its relationship with the risk of self-harm. As individuals progress through adolescence, their height undergoes a sharp rise over a relatively short period of time, known as the adolescent 'growth spurt' or peak height velocity. The distribution of aPHV is normal in the general population and correlates well with other measures of pubertal timing (correlation with age at menarche in ALSPAC $r = 0.79$; in previous research $r = 0.81$; Demirjian *et al.*, 1985) (Marshall and Tanner, 1969, 1970). aPHV therefore represents a useful proxy for measuring pubertal timing, and using the same exposure variable in males and females allows some comparison of the relative effect of pubertal timing in both sexes. We examine the association between aPHV and lifetime history of self-harm in males and females at ages 16 and 21 years. We also investigate whether findings differ for self-harm with and without suicidal intent, as prior research has indicated there may be differences in the risk factors for these behaviours (Mars *et al.*, 2014).

Methods

Participants

The study is based on the Avon Longitudinal Study of Parents and Children (ALSPAC), a prospective cohort study conducted in the UK. Pregnant women ($n = 14\,541$) with an estimated date of delivery between 1 April 1991 and 31 December 1992 were recruited from the former county of Avon and both the mothers and children have been followed up with regular questionnaires and research clinics (Boyd *et al.*, 2013; Fraser *et al.*, 2013; Northstone *et al.*, 2019). Ethical approval for the study was obtained from the ALSPAC Law and Ethics committee and local research ethics committees, and informed consent for the use of data collected via questionnaires and clinics was obtained from participants following the recommendations of the ALSPAC Ethics and Law Committee at the time. From the initial

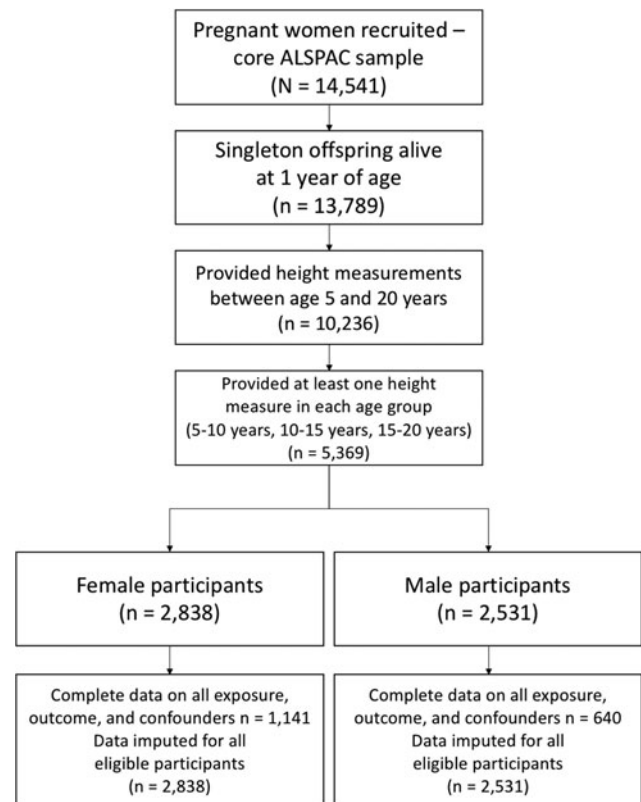


Fig. 1. CONSORT flow diagram showing sample derivation for the main analysis sample in ALSPAC.

sample of singletons or first-born twins who were alive at 1 year of age ($n = 13\,789$), those with valid aPHV data were eligible for inclusion in the study ($n = 5369$, 47% male; see Fig. 1). Compared to those for whom aPHV data were missing ($n = 8420$), participants with aPHV data ($n = 5369$) were more likely to be white, to be in a higher social class, to have a better educated mother and to have parents who were still a couple by the child's fifth birthday (online Supplementary Tables S1–2).

Measures

Age at peak height velocity

aPHV refers to the adolescent 'growth spurt' – the point in time when an individual's height is increasing at the fastest rate. Before the age of 7 years, a random 10% sample of the total cohort were invited to annual or biennial research clinics, but from age 7 years onward (between the ages of 7 and 20 years), all enrolled participants were invited to nine research clinics in which height was measured by research staff using a standard protocol. To calculate growth trajectories over adolescence, the data were restricted to participants who had at least one height measurement recorded during three time periods: age 5 to 10, 10 to <15 and 15 to 20 years. Each participant for whom aPHV was calculated had on average eight height measurements over adolescence (from a maximum of ten) between the ages of 5 and 20 years (Frysz *et al.*, 2018). aPHV was derived from these height measurements using Superimposition by Translation and Rotation (SITAR), a mixed-effects growth curve analysis described in detail elsewhere (Frysz *et al.*, 2018). Here we also categorised the continuous aPHV variable into normative (the mean aPHV ± 1 standard deviation: 12.7–14.4 years for males; 11.0–12.6 years for females),

early (<12.7 years for males; <11.0 years for females) and late (>14.4 years for males; >12.6 years for females) aPHV.

Lifetime self-harm

Participants completed self-report questionnaires at ages 16 and 21 years which were based on the Child and Adolescent Self-harm in Europe (CASE) study (Madge *et al.*, 2008). They included the question 'Have you ever hurt yourself on purpose in any way (e.g. by taking an overdose of pills or by cutting yourself)?'. Self-harm was further categorised into suicidal and non-suicidal self-harm (NSSH) based on responses to two follow-up questions. Participants were categorised as having self-harmed with suicidal intent if (i) they responded positively to the question 'On any of the occasions when you have hurt yourself on purpose, have you ever seriously wanted to kill yourself?', or (ii) selected 'I wanted to die' as a response to the question 'Do any of the following reasons help to explain why you hurt yourself on that (the most recent) occasion?'.

Confounders

Potential confounding variables included in analyses were decided *a priori* based on existing literature. They were: socioeconomic position, measured by material hardship (the difficulty in affording everyday items; Joinson *et al.*, 2017) and maternal education level indexed by completed British school examinations and defined as: lower than O-levels (school examinations taken around age 16 in England), O-levels, A-levels (examinations taken around age 18 years) and university degree (Jargowsky and Bane, 1990). Models were also adjusted for parental separation before the child's fifth birthday (reported by mothers; Culpin *et al.*, 2014); childhood sexual abuse (retrospectively self-reported at age 22 years; Noll *et al.*, 2017); maternal depression during pregnancy (dichotomised at a cut-off score of 12 on the Edinburgh Postnatal Depression Scale (EPDS); Cox *et al.*, 1987; Culpin *et al.*, 2014); and body mass index (BMI) at age 9 (calculated based on measurements taken at research clinics or self-reported where clinic data were unavailable; Deardorff *et al.*, 2011).

Statistical analysis

We assessed associations between aPHV and self-harm at ages 16 and 21 years in males and females separately using multivariable logistic regression analyses adjusting for the confounders described above. Secondary analysis examined whether associations differed for self-harm with and without suicidal intent using multinomial logistic regression analyses. All analyses were carried out using Stata version 15.

Missing data

There were 5369 participants with aPHV data eligible for inclusion in the study. Complete data on all exposures, outcomes and confounders were available for 1781 participants (36% male; online Supplementary Tables S6–7). Missing outcome and confounder data were imputed using Multiple Imputation by Chained Equations (MICE; Royston and White, 2011); 50 datasets were imputed, and analyses were conducted on these data. Monte Carlo errors are available on request. The use of MICE is based on the Missing at Random (MAR) assumption that conditional on the variables included in the imputation model, there are no systematic differences between observed and missing values for a given variable (Sterne *et al.*, 2009). The imputation model incorporated all variables used in the analyses as well as relevant auxiliary variables such as additional measures of socioeconomic

status, mental health outcomes and substance use, and earlier or later recordings of variables of interest (online Supplementary Table S3). Missing data were imputed separately by sex to allow for interactions between aPHV and sex in their association with self-harm.

Results

One in ten males and a quarter of females reported having self-harmed at age 16 years (males 10.8%; females 25.9%). By age 21 years, the proportion of males reporting having self-harmed was 27.8%, and the proportion of females was 35.2%. The final distributions of data in the imputed datasets were similar to the observed data, although there is some evidence of a higher prevalence of self-harm and sexual abuse in the imputed data (online Supplementary Tables S6–7).

Mean aPHV was 13.5 years in males (s.d. = 0.86, range 10.8–16.6 years) and 11.8 years in females (s.d. = 0.82, range 9.1–14.5 years). Table 1 presents the distributions of outcome and confounder variables by aPHV for males and females. In both sexes, the proportion of participants reporting self-harm was highest among those with early aPHV and lowest among those with late aPHV. Those with early aPHV in both sexes had higher BMI at age 9 years, and lower socioeconomic status, than those with normative and late aPHV.

There was weak evidence for a sex interaction in the association between aPHV and self-harm risk at age 16 years ($F = 3.12$, $p = 0.08$). All analyses were stratified by sex, and the results of our main analyses suggested a slightly stronger association in males than in females. We did not find evidence for an interaction with sex at age 21 years ($F = 4.22$, $p = 0.530$).

Association between pubertal timing and risk of self-harm in males

Table 2 shows the unadjusted and adjusted odds ratios (ORs) and 95% confidence intervals (CIs) for the association between aPHV and self-harm at age 16 and 21 years in males. Later aPHV was associated with reduced risk of self-harm at age 16 years, and findings were consistent following adjustment for confounders (per-year increase in aPHV OR 0.72; 95% CI 0.59–0.88). Compared with the normative timing group, those experiencing early aPHV were at increased risk of self-harm (adjusted OR 1.46; 95% CI 0.98–2.18), whereas those experiencing late aPHV were at reduced risk (adjusted OR 0.49; 95% CI 0.24–0.99). There was no strong evidence of an association with self-harm reported by age 21 years (adjusted per-year increase in aPHV OR 0.99; 95% CI 0.74–1.31), with the results of the categorical analysis also showing no evidence of an association between early or late aPHV (compared to normative) and self-harm risk by age 21 years (Table 2).

Association between pubertal timing and risk of self-harm in females

Unadjusted and adjusted ORs and 95% CIs for the association between aPHV and self-harm reported at age 16 and by age 21 years in females are shown in Table 3. These results are broadly consistent to those found in males, with later aPHV being associated with a lower risk of self-harm at age 16 years in fully adjusted models (adjusted per-year increase in aPHV OR 0.85; 95% CI 0.75–0.96). In the categorical analyses, compared to females with

Table 1. Distribution of outcome and confounder variables in each category of aPHV timing for both males and females in imputed data

Variable	Distribution						
	Proportion (s.e.) for categorical variables						
	Mean (s.e.) for continuous variables						
	Males (<i>n</i> = 2531)			Females (<i>n</i> = 2837)			
	Early	Normative	Late	Early	Normative	Late	
Self-harm (age 16 years)	15.93 (2.33)	10.38 (1.06)	5.21 (1.62)	28.99 (2.37)	26.26 (1.18)	19.66 (2.05)	
Non-suicidal self-harm (age 16 years)	11.13 (1.85)	7.35 (0.87)	3.05 (1.31)	20.63 (2.08)	19.00 (1.02)	12.89 (1.77)	
Self-harm with suicidal intent (age 16 years)	4.78 (1.43)	3.03 (0.56)	2.15 (0.94)	8.36 (1.46)	7.26 (0.65)	6.78 (1.32)	
Self-harm (age 21 years)	29.51 (4.92)	27.39 (2.57)	28.12 (6.19)	40.15 (2.90)	35.24 (1.54)	29.79 (2.73)	
Maternal education	<O-level	18.25 (1.91)	18.72 (0.95)	17.87 (2.06)	22.25 (1.98)	19.35 (0.92)	17.76 (1.84)
	O-level	36.38 (2.40)	33.75 (1.15)	34.45 (2.53)	34.72 (2.27)	35.79 (1.10)	32.34 (2.25)
	A-level	29.11 (2.25)	28.95 (1.09)	29.77 (2.45)	26.28 (2.08)	27.24 (1.02)	30.21 (2.20)
	Degree	16.26 (1.83)	18.59 (0.94)	17.91 (2.04)	16.76 (1.76)	17.62 (0.88)	19.69 (1.90)
Maternal depression	8.35 (1.41)	10.96 (0.80)	10.35 (1.76)	10.55 (1.51)	10.78 (0.76)	8.21 (1.36)	
Sexual abuse	4.74 (1.63)	5.46 (1.12)	4.28 (1.81)	7.48 (1.72)	5.67 (0.73)	4.73 (1.41)	
Parental separation	13.33 (1.66)	13.15 (0.81)	12.15 (1.72)	15.18 (1.67)	13.46 (7.77)	13.48 (16.21)	
Material hardship	2.20 (1.63)	2.01 (0.72)	1.87 (1.52)	2.02 (0.14)	2.01 (0.07)	1.81 (0.14)	
Body mass index (BMI)	18.68 (0.16)	17.21 (0.06)	16.68 (0.13)	19.67 (0.16)	17.73 (0.06)	16.41 (0.11)	

Table 2. Associations between age at peak height velocity (PHV) and self-harm at age 16 and age 21 years in males

	Age 16				Age 21			
	Unadjusted		Adjusted		Unadjusted		Adjusted	
	OR (95% CI)	<i>p</i>	OR (95% CI)	<i>p</i>	OR (95% CI)	<i>p</i>	OR (95% CI)	<i>p</i>
Per one-year increase in aPHV	0.67 (0.56–0.82)	<0.001	0.72 (0.59–0.88)	0.002	0.96 (0.74–1.26)	0.789	0.99 (0.74–1.31)	0.923
Timing of aPHV								
Early (<12.7 years)	1.62 (1.11–2.38)	0.013	1.46 (0.98–2.18)	0.061	1.13 (0.76–1.68)	0.536	1.10 (0.74–1.66)	0.629
Normative (12.7–14.4 years)	1.00	-	1.00	-	1.00	-	1.00	-
Late (>14.4 years)	0.47 (0.23–0.93)	0.032	0.49 (0.24–0.99)	0.045	1.03 (0.65–1.64)	0.899	1.06 (0.66–1.71)	0.813

Model 1 is unadjusted; Model 2 adjusted for maternal education, material hardship, maternal depression, childhood sexual abuse and body mass index (BMI). *N* = 2531.

normative aPHV those with late aPHV experienced a reduced risk of self-harm (adjusted OR 0.73; 95% CI 0.54–0.97), however there was little evidence for an increased risk in those who experienced early aPHV (adjusted OR 1.07; 95% CI 0.83–1.38). The results by age 21 years were consistent with the age 16 years results (unadjusted per-year increase in aPHV OR 0.86; 95% CI 0.76–0.96), but attenuated after adjustment for confounders (adjusted per-year increase in aPHV OR 0.91; 95% CI 0.80–1.04). In unadjusted categorical analyses, females with early compared with normative aPHV had an increased risk of self-harm (unadjusted OR 1.23, 95% CI 0.97–1.56), and females with late

compared with normative aPHV had a reduced risk (unadjusted OR 0.79, 95% CI 0.61–1.02) by age 21 years. However, these associations also attenuated after adjustment for confounders (Table 3).

Secondary analysis

We examined associations between aPHV and self-harm with *v.* without suicidal intent at age 16 years. There was no strong evidence in either sex to suggest that associations between aPHV and self-harm differ according to suicidal intent (males: adjusted OR 1.05, 95% CI 0.72–1.54; females: adjusted OR 1.11, 95% CI

Table 3. Associations between age at peak height velocity (PHV) and self-harm at age 16 and 21 years in females

	Age 16				Age 21			
	Unadjusted		Adjusted		Unadjusted		Adjusted	
	OR (95% CI)	<i>p</i>	OR (95% CI)	<i>p</i>	OR (95% CI)	<i>p</i>	OR (95% CI)	<i>p</i>
Per one-year increase in aPHV	0.81 (0.72–0.91)	<0.001	0.85 (0.75–0.96)	0.008	0.86 (0.76–0.96)	0.010	0.91 (0.80–1.04)	0.160
Timing of aPHV								
Early (<11.0 years)	1.16 (0.91–1.48)	0.242	1.07 (0.83–1.38)	0.625	1.23 (0.97–1.56)	0.082	1.12 (0.88–1.44)	0.361
Normative (11.0–12.6 years)	1.00	–	1.00	–	1.00	–	1.00	–
Late (>12.6 years)	0.69 (0.51–0.92)	0.010	0.73 (0.54–0.97)	0.032	0.79 (0.61–1.02)	0.070	0.85 (0.65–1.11)	0.222

Model 1 is unadjusted; Model 2 adjusted for maternal education, material hardship, maternal depression, childhood sexual abuse and body mass index (BMI). *N* = 2838.

0.89–1.40; online Supplementary Tables S4–5). The overall pattern of results was consistent across analyses in the complete case and imputed datasets (online Supplementary Tables S8–9).

Discussion

We found evidence for an inverse association between aPHV and lifetime risk of self-harm in both males and females at age 16 years. There was no strong evidence of a difference in the associations between aPHV and NSSH *v.* self-harm with suicidal intent. There was weak evidence for an association between aPHV and self-harm by 21 years in females but not males; however, there was no formal statistical evidence of a sex difference in the association.

Strengths and limitations

This study has a number of strengths, including the large, prospective, community cohort sample. A community sample is important as most episodes of self-harm do not present to medical services (Kidger *et al.*, 2012). We also adjusted for a number of potential confounding factors, although some residual confounding may remain. Another major strength and novel feature of our study is the use of aPHV as an objective measure of pubertal timing. aPHV correlates well with other measures of pubertal timing and measuring it in both sexes allowed us to examine sex differences in the relationship between pubertal timing and risk of self-harm. However, peak height velocity occurs earlier in puberty in females (around Tanner pubic hair stage three) than in males (around Tanner pubic hair stage four; Marshall and Tanner, 1969, 1970); males may have therefore experienced more pubertal milestones before peak height velocity than females, and this difference in pubertal stage could influence its association with self-harm. Our aPHV variable was based on direct measures of the participants' height, recorded by trained professionals across childhood and adolescence, reducing the possibility of measurement error in the exposure variable. However, there were differences between those with and without aPHV data (online Supplementary Tables S1–2), and it is possible that restricting the sample to individuals who attended multiple research clinics may limit the generalisability of the results. We also examined self-harm data at two time points, allowing us to investigate whether the association between pubertal timing and self-harm persists from adolescence into early adulthood.

This study must also be interpreted in the context of its limitations. It is widely accepted that the gold standard measurement of pubertal development is physician examination using the Tanner Scale (Marshall and Tanner, 1969, 1970). However, this method was not feasible for a large-scale prospective study. Although self-reported Tanner stages could have been examined, they are often unreliable: in ALSPAC over a quarter (27%) of males reported regression in genital Tanner stage from one time point to the next (Monteilh *et al.*, 2011). Further, the height measurements which were used to calculate aPHV would ideally have been taken more frequently (e.g. every 6 months) to capture growth trajectories with maximum accuracy; unfortunately, this was not possible within the funding constraints of a large cohort study.

Loss to follow-up affects most cohort studies and can introduce bias. To address this issue, we imputed missing data up to the number of individuals with valid aPHV data (*n* = 5369). The wide range of data available in ALSPAC permitted the inclusion of many relevant auxiliary variables in the imputation model, which maximises confidence in the MAR assumption. A further potential limitation is unreliability in the self-harm variable, which was assessed via self-report. For the derivation of the lifetime self-harm by age 21 years variable, participants were coded as having self-harmed if they had responded positively at either timepoint; however, over a quarter of the participants who reported lifetime self-harm at age 16 years (28.24% males, 28.17% females) reported no lifetime self-harm at age 21 years. It is unclear whether these individuals represent false positives at age 16 years or false negatives at age 21 years. Participants at age 21 years may have forgotten or reappraised earlier self-harm (Plener *et al.*, 2015). Nevertheless, sensitivity analyses using only participants who reported self-harm at age 21 years, and only participants who provided consistent reports at age 16 and 21 years, showed similar results (albeit with weaker evidence; online Supplementary Tables S10–11). We also cannot rule out the possibility that for some individuals, lifetime self-harm may have occurred before aPHV. However, pre-pubertal self-harm incidence is low (Whitlock and Selekmán, 2014).

Comparison with existing literature

The current finding of an association between earlier pubertal timing (indicated by earlier aPHV) and an increased risk of self-harm at age 16 years is consistent with earlier research investigating the association between pubertal timing and self-harm in

females (Roberts *et al.*, 2019), and some studies that have examined pubertal timing and self-harm in males (e.g. Michaud *et al.*, 2006). Our results are consistent with the *early timing hypothesis* (Brooks-Gunn and Warren, 1985; Ge and Natsuaki, 2009), which proposes that early developers are at the greatest risk for adverse mental health outcomes during adolescence. This could be because they are more likely to associate with older peers, and as a result are exposed at a younger age to risky behaviours (Stattin and Magnusson, 1990) which may increase self-harm risk (Patton *et al.*, 2007). Early developers may also be less prepared for physical maturity and its associated social implications than their normative- and late-maturing peers. This may be due to experiencing a shorter period before the onset of puberty to acquire necessary skills to manage the challenges of the pubertal transition (Ge *et al.*, 2003). An associated contributing mechanism may be an increased feeling of isolation: early developers begin a new pubertal phase of life, with its accompanying stress and uncertainty, without the support of same-age peers going through similar experiences (Ge and Natsuaki, 2009).

Biological and neurocognitive mechanisms have also been proposed to explain the relationship between early pubertal timing and adverse psychological outcomes. For example, dopaminergic systems (associated with sensation-seeking) mature with advancing pubertal development, while executive function systems in the prefrontal cortex (associated with planning and inhibition) develop with advancing chronological age. This mismatch in development of sensation-seeking and inhibitory function might lead to more risky behaviours including self-harm (Steinberg, 2008).

There may be sex-specific mechanisms underlying the association between earlier puberty and self-harm. Some effects may be unique or stronger for females; for example, the increased risk of self-harm in earlier developers may be a result of early experiences of sexualisation and harassment (Skoog *et al.*, 2016), or body dissatisfaction arising from the development of body shape that deviates from a perceived thin ideal (Berger *et al.*, 2009). Conversely, in males, transitioning into puberty is associated with endorsing typically 'masculine' traits such as independence and self-reliance (Galambos *et al.*, 1990). Males who experience early aPHV may feel pressured to become more independent before they develop the cognitive and emotional capacity to do so.

However, our findings differ to those of other studies, particularly in males, that have reported an association between late pubertal timing and an increased risk of self-harm (e.g. Wichström, 2000). An adverse effect of late puberty in males may be related to bullying, since victims of bullying tend to be small and weak for their age (Olweus, 1991), perhaps due to later pubertal development. These findings broadly support the *maturational deviance hypothesis*, which postulates that adolescents who mature at different ages to the population norm, whether early or late, are at increased risk of adverse psychological effects (Alsaker, 1992).

We did not find any evidence that the association between aPHV and self-harm differs according to whether or not self-harm is accompanied by suicidal intent. This result is consistent with previous research (Larsson and Sund, 2008; Roberts *et al.*, 2019) and implies that although some risk factors differ for suicidal and NSSH (Mars *et al.*, 2014), pubertal timing is one of the many risk factors shared by both. Our results also provide no evidence that adverse effects of early pubertal timing persist into early adulthood in males, but some weak evidence that associations persist in females. However, there was no statistical

evidence of a sex interaction so sex differences must be interpreted with caution. Transient pubertal timing effects are consistent with previous literature (Senia *et al.*, 2018). However, in an existing study analysing females in the same cohort (Roberts *et al.*, 2019) and using age at menarche as an indicator of pubertal timing, there was evidence for a persistent effect of early menarche on the risk of self-harm by age 21 years (adjusted OR per-year increase in age at menarche 0.92; 95% CI 0.85–1.00). The difference in the strength of the association may be due to the different samples included in each study: nearly twice as many females in ALSPAC ($n = 4049$) provided data on age at menarche than provided aPHV data, so the current study has lower female-specific statistical power. The different measures of pubertal timing may also have affected the results, for example, by reflecting different hormonal mechanisms that may have different effects on psychological outcomes (Dorn and Biro, 2011). Nevertheless, the effect estimates in both studies are consistent, differing only in their level of confidence. It has been hypothesised that early pubertal timing increases adolescents' exposure to 'snares': experiences which occur during adolescence but have long-term adverse effects (Moffitt *et al.*, 2002). Female adolescents may be particularly adversely affected by some of these snares, for example, teenage pregnancy. However, we did not find statistical evidence for a sex difference in the association by age 21 years; more research is needed to investigate whether early pubertal timing effects on risk of self-harm are more persistent in females than in males.

Conclusions

The current study provides evidence of an association between earlier pubertal timing and an increased risk of self-harm in both males and females in adolescence. The association attenuated by age 21 years. Future research is needed to determine whether this association is causal; to identify underlying mechanisms, and to examine whether these mechanisms differ by sex. Identification of translational targets for intervention may help to inform the development of interventions to reduce the risk of self-harm in adolescence.

Supplementary material. The supplementary material for this article can be found at <https://doi.org/10.1017/S2045796020000839>

Data. Individual-level ALSPAC data are available following an application. This process of managed access is detailed at www.bristol.ac.uk/alspac/researchers/access. Cohort details and data descriptions for ALSPAC are publicly available at the same web address.

Acknowledgements. We are extremely grateful to all the families who took part in this study, the midwives for their help in recruiting them, and the whole ALSPAC team, which includes interviewers, computer and laboratory technicians, clerical workers, research scientists, volunteers, managers, receptionists and nurses. The ALSPAC study website contains more information, including details of all the data that is available through a fully searchable data dictionary (<http://www.bristol.ac.uk/alspac/researchers/our-data/>).

Financial support. This study was supported by the NIHR Biomedical Research Centre at University Hospitals Bristol NHS Foundation Trust and the University of Bristol. The views expressed in this publication are those of the author(s) and not necessarily those of the NHS, the National Institute for Health Research or the Department of Health and Social Care. The UK Medical Research Council (MRC) and Wellcome (Grant ref: 102215/2/13/2) and the University of Bristol provide core support for ALSPAC. This publication is the work of the authors who serve as guarantors for the contents of this paper. The study sponsor had no further role in the study design and collection, analysis and interpretation of data or in the writing of the article and the

decision to submit it for publication. A comprehensive list of grants funding is available on the ALSPAC website (<http://www.bristol.ac.uk/alspac/external/documents/grant-acknowledgements.pdf>). This research was specifically funded by Wellcome Trust (GR067797MA). AF is supported by a personal fellowship from the UK Medical Research Council (MR/M009351/1) and works at the MRC Integrative Epidemiology Unit at the University of Bristol which receives infrastructure funding from the UK MRC (MC/UU/12013/5).

Conflict of interest. None.

References

- Alsaker FD** (1992) Pubertal timing, overweight, and psychological adjustment. *The Journal of Early Adolescence* **12**, 396–419.
- Berenbaum SA, Beltz AM and Corley R** (2015) The importance of puberty for adolescent development: conceptualization and measurement. In Janette B. Benson (ed), *Advances in Child Development and Behavior*, Vol. 48: Elsevier, pp. 53–92.
- Berger U, Weitkamp K and Strauss B** (2009) Weight limits, estimations of future BMI, subjective pubertal timing and physical appearance comparisons among adolescent girls as precursors of disturbed eating behaviour in a community sample. *European Eating Disorders Review: The Professional Journal of the Eating Disorders Association* **17**, 128–136.
- Boyd A, Golding J, Macleod J, Lawlor DA, Fraser A, Henderson J, Molloy L, Ness A, Ring S and Davey Smith G** (2013) Cohort profile: the ‘children of the 90s’ – the index offspring of the Avon longitudinal study of parents and children. *International Journal of Epidemiology* **42**, 111–127.
- Brooks-Gunn J and Warren MP** (1985) Measuring physical status and timing in early adolescence: a developmental perspective. *Journal of Youth and Adolescence* **14**, 163–189.
- Cox JL, Holden JM and Sagovsky R** (1987) Detection of postnatal depression: development of the 10-item Edinburgh postnatal depression scale. *The British Journal of Psychiatry* **150**, 782–786.
- Culpin I, Heron J, Araya R, Melotti R, Lewis G and Joinson C** (2014) Father absence and timing of menarche in adolescent girls from a UK cohort: the mediating role of maternal depression and major financial problems. *Journal of Adolescence* **37**, 291–301.
- Deardorff J, Ekwaro JP, Kushi LH, Ellis BJ, Greenspan LC, Mirabedi A, Landaverde EG and Hiatt RA** (2011) Father absence, body mass index, and pubertal timing in girls: differential effects by family income and ethnicity. *Journal of Adolescent Health* **48**, 441–447.
- Demirjian A, Buschang PH, Tanguay R and Patterson DK** (1985) Interrelationships among measures of somatic, skeletal, dental, and sexual maturity. *American Journal of Orthodontics* **88**, 433–438.
- Dorn LD and Biro FM** (2011) Puberty and its measurement: a decade in review. *Journal of Research on Adolescence* **21**, 180–195.
- Dorn LD, Dahl RE, Woodward HR and Biro F** (2006) Defining the boundaries of early adolescence: a user’s guide to assessing pubertal status and pubertal timing in research with adolescents. *Applied Developmental Science* **10**, 30–56.
- Fraser A, Macdonald-Wallis C, Tilling K, Boyd A, Golding J, Davey Smith G, Henderson J, Macleod J, Molloy L, Ness A, Ring S, Nelson S and Lawlor DA** (2013) Cohort profile: the Avon longitudinal study of parents and children: Alspac mothers cohort. *International Journal of Epidemiology* **42**, 97–110.
- Frysz M, Howe LD, Tobias JH and Paternoster L** (2018) Using sitar (superimposition by translation and rotation) to estimate age at peak height velocity in Avon longitudinal study of parents and children. *Wellcome Open Research* **3**.
- Galambos NL, Almeida DM and Petersen AC** (1990) Masculinity, femininity, and sex role attitudes in early adolescence: exploring gender intensification. *Child Development* **61**, 1905–1914.
- Ge X, Kim IJ, Brody GH, Conger RD, Simons RL, Gibbons FX and Cutrona CE** (2003) It’s about timing and change: pubertal transition effects on symptoms of major depression among African American youths. *Developmental Psychology* **39**, 430.
- Ge X and Natsuaki MN** (2009) In search of explanations for early pubertal timing effects on developmental psychopathology. *Current Directions in Psychological Science* **18**, 327–331.
- Grabler JA, Lewinsohn PM, Seeley JR and Brooks-Gunn J** (1997) Is psychopathology associated with the timing of pubertal development? *Journal of the American Academy of Child & Adolescent Psychiatry* **36**, 1768–1776.
- Hawton K, Hall S, Simkin S, Bale L, Bond A, Codd S and Stewart A** (2003) Deliberate self-harm in adolescents: a study of characteristics and trends in Oxford, 1990–2000. *Journal of Child Psychology and Psychiatry* **44**, 1191–1198.
- Jargowsky P and Bane M** (1990) Ghetto poverty: basic questions. In Lynn L. Jr and McGeary M (eds) *Inner-City Poverty in the United States*. Washington, DC: National Academy Press, pp. 16–67.
- Joinson C, Kounali D and Lewis G** (2017) Family socioeconomic position in early life and onset of depressive symptoms and depression: a prospective cohort study. *Social Psychiatry and Psychiatric Epidemiology* **52**, 95–103.
- Kaltiala-Heino R, Marttunen M, Rantanen P and Rimpelä M** (2003) Early puberty is associated with mental health problems in middle adolescence. *Social Science & Medicine* **57**, 1055–1064.
- Kidger J, Heron J, Lewis G, Evans J and Gunnell D** (2012) Adolescent self-harm and suicidal thoughts in the Alspac cohort: a self-report survey in England. *BMC Psychiatry* **12**, 69.
- Kulin HE, Frontera MA, Demers LM, Bartholomew MJ and Lloyd TA** (1989) The onset of sperm production in pubertal boys: relationship to gonadotropin excretion. *American Journal of Diseases of Children* **143**, 190–193.
- Larsson B and Sund AM** (2008) Prevalence, course, incidence, and 1-year prediction of deliberate self-harm and suicide attempts in early Norwegian school adolescents. *Suicide and Life-Threatening Behavior* **38**, 152–165.
- Madge N, Hewitt A, Hawton K, Wilde EJD, Corcoran P, Fekete S, Heeringen Kv, Leo DD and Ystgaard M** (2008) Deliberate self-harm within an international community sample of young people: comparative findings from the child & adolescent self-harm in Europe (case) study. *Journal of Child Psychology and Psychiatry* **49**, 667–677.
- Mars B, Heron J, Crane C, Hawton K, Kidger J, Lewis G, Macleod J, Tilling K and Gunnell D** (2014) Differences in risk factors for self-harm with and without suicidal intent: findings from the Alspac cohort. *Journal of Affective Disorders* **168**, 407–414.
- Marshall WA and Tanner JM** (1969) Variations in pattern of pubertal changes in girls. *Archives of Disease in Childhood* **44**, 291.
- Marshall WA and Tanner JM** (1970) Variations in the pattern of pubertal changes in boys. *Archives of Disease in Childhood* **45**, 13–23.
- Michaud P-A, Suris J-C and Deppen A** (2006) Gender-related psychological and behavioural correlates of pubertal timing in a national sample of Swiss adolescents. *Molecular Cellular Endocrinology* **254**, 172–178.
- Moffitt TE, Caspi A, Harrington H and Milne BJ** (2002) Males on the life-course-persistent and adolescence-limited antisocial pathways: follow-up at age 26 years. *Development and Psychopathology* **14**, 179–207.
- Monteilh C, Kieszak S, Flanders WD, Maisonet M, Rubin C, Holmes AK, Heron J, Golding J, McGeehin MA and Marcus M** (2011) Timing of maturation and predictors of tanner stage transitions in boys enrolled in a contemporary British cohort. *Paediatric Perinatal Epidemiology* **25**, 75–87.
- Noll JG, Trickett PK, Long JD, Negriff S, Susman EJ, Shalev I, Li JC and Putnam FW** (2017) Childhood sexual abuse and early timing of puberty. *Journal of Adolescent Health* **60**, 65–71.
- Northstone K, Lewcock M, Groom A, Boyd A, Macleod J, Timpson N and Wells N** (2019) The Avon longitudinal study of parents and children (Alspac): an update on the enrolled sample of index children in 2019. *Wellcome Open Research* **4**.
- Office for National Statistics** (2018) Suicides in the UK: 2017 Registrations. Available at <https://www.ons.gov.uk/peoplepopulationandcommunity/birthsdeathsandmarriages/deaths/bulletins/suicidesintheunitedkingdom/2017registrations>.
- Olweus D** (1991) Bully/victim problems among school children: basic facts and effects of a school based intervention program. In Pepler D and Rubin K (eds), *The Development and Treatment of Childhood Aggression*. Hillsdale, NJ: Erlbaum, pp. 411–448.
- Patton GC, Hemphill SA, Beyers JM, Bond L, Toumbourou JW, McMorris BJ and Catalano RF** (2007) Pubertal stage and deliberate self-harm in

- adolescents. *Journal of the American Academy of Child & Adolescent Psychiatry* **46**, 508–514.
- Plener PL, Schumacher TS, Munz LM and Groschwitz RC** (2015) The longitudinal course of non-suicidal self-injury and deliberate self-harm: a systematic review of the literature. *Borderline Personality Disorder and Emotion Dysregulation* **2**, 2.
- Roberts E, Fraser A, Gunnell D, Joinson C and Mars B** (2019) Timing of menarche and self-harm in adolescence and adulthood: a population-based cohort study. *Psychological Medicine*, 1–9. doi: 10.1017/S0033291719002095.
- Royston P and White IR** (2011) Multiple imputation by chained equations (mice): implementation in Stata. *Journal of Statistical Software* **45**, 1–20.
- Senia JM, Donnellan MB and Neppl TK** (2018) Early pubertal timing and adult adjustment outcomes: persistence, attenuation, or accentuation? *Journal of Adolescence* **65**, 85–94.
- Skooq T, Özdemir SB and Stattin H** (2016) Understanding the link between pubertal timing in girls and the development of depressive symptoms: the role of sexual harassment. *Journal of Youth and Adolescence* **45**, 316–327.
- Stattin H and Magnusson D** (1990) *Pubertal Maturation in Female Development*. New Jersey: Lawrence Erlbaum Associates, Inc.
- Steinberg L** (2008) A social neuroscience perspective on adolescent risk-taking. *Developmental Review* **28**, 78–106.
- Sterne JA, White IR, Carlin JB, Spratt M, Royston P, Kenward MG, Wood AM and Carpenter JR** (2009) Multiple imputation for missing data in epidemiological and clinical research: potential and pitfalls. *British Medical Journal* **338**, b2393.
- Whitlock J and Selekmán MD** (2014) Nonsuicidal self-injury across the life span. In *Oxford Handbook of Suicide and Self-Injury*. New York: Oxford University Press.
- Wichstrøm L** (2000) Predictors of adolescent suicide attempts: a nationally representative longitudinal study of Norwegian adolescents. *Journal of the American Academy of Child & Adolescent Psychiatry* **39**, 603–610.
- World Health Organization** (2014) Preventing Suicide: A Global Imperative. Available at https://www.who.int/mental_health/suicide-prevention/world_report_2014/en/.