

The Journal of Laryngology and Otology

EDITED BY
WALTER HOWARTH

WITH THE ASSISTANCE OF
W. M. MOLLISON

Contents

THE PATHOLOGY AND TREATMENT OF CARCINOMA OF
THE BRONCHUS F. C. ORMEROD

THE AIR CELLS OF THE PETROUS PORTION OF THE
TEMPORAL BONE J. GORDON WILSON,
JOHN P. GAARDSMOE,
and BARRY J. ANSON

CLINICAL RECORD—

A CASE OF MULTIPLE FOREIGN BODIES IN THE
BRONCHI Viggo SCHMIDT
and SVEND CHRISTENSEN

SOCIETIES' PROCEEDINGS—

THE SCOTTISH OTOLOGICAL AND LARYNGOLOGICAL SOCIETY

ABSTRACTS—

THE EAR	THE LARYNX
THE NOSE AND ACCESSORY SINUSES	THE BRONCHUS
THE TONSIL	THE ŒSOPHAGUS
	MISCELLANEOUS

CRITICAL REVIEW

GENERAL NOTES

London

Headley Brothers

109 Kingsway, W.C.2

Monthly, 4/- net post free

Annual Subscriptions 40/- net

CENTRAL LONDON THROAT, NOSE AND EAR HOSPITAL GRAY'S INN ROAD

(Near King's Cross Stations)

DAILY CLINICS. LECTURES ON FRIDAYS, 4 p.m.

OVER 11,000 NEW PATIENTS YEARLY. 50,000 ATTENDANCES.

IN-PATIENT DEPARTMENT (Hospital and Recovery Home), 104 BEDS.

COURSES IN ANATOMY AND PHYSIOLOGY by the Teacher in Anatomy for Part I of the D.L.O. Examination, and CLINICAL COURSES by the Honorary Medical Staff for Part II of the Examination are given twice yearly.

COURSES IN METHODS OF EXAMINATION AND DIAGNOSIS at frequent intervals.

SURGEONS

Mr. HAROLD KISCH

Mr. C. GILL-CAREY

Mr. ARCHER RYLAND

Mr. J. D. MCLAGGAN

Mr. F. W. WATKYN-THOMAS

Mr. W. A. MILL

ASSISTANT SURGEONS

Mr. A. LOWNDES YATES, Mr. N. ASHERSON, Mr. W. G. SCOTT-BROWN

CLINICAL ASSISTANTS

available for periods of three, six or twelve months.

The teaching provided covers all the requirements of students taking the D.L.O. (R.C.P. & S.Eng.)

Further particulars on application to

C. GILL-CAREY, F.R.C.S. Ed., *Dean.*

JOHN H. YOUNG, *Secretary-Superintendent.*

GOLDEN SQUARE THROAT, NOSE AND EAR HOSPITAL

Near Piccadilly Circus LONDON, W.1 *Gerrard 4058*

HONORARY MEDICAL STAFF

SURGEONS: Mr. Lionel Colledge; Mr. F. Cunliffe Ormerod; Mr. A. R. Dingley; Mr. Gilbert H. Howells; Mr. J. F. Simpson; Mr. S. A. Beards; Mr. J. C. Hogg.

ASSISTANT SURGEONS: Mr. J. Roydon Peacock; Mr. J. P. Monkhouse; Mr. Maxwell Ellis; Mr. G. Livingstone.

PHYSICIANS: Dr. C. E. Lakin; Dr. N. L. Rusby.

NEUROLOGIST: Dr. L. R. Yealand.

PATHOLOGIST: Dr. R. B. Hervey-Wyatt.

OPHTHALMOLOGIST: Mr. F. A. Williamson-Noble.

GENERAL SURGEON: Mr. J. B. Hunter.

DENTAL SURGEON: Mr. B. Mendleson.

RADIOLOGIST: Dr. Hope.

ANÆSTHETISTS: Dr. G. I. Moriarty; Dr. A. W. Matthew; Dr. S. Coffin; Dr. F. Longhurst;

Dr. D. Lewis; Dr. C. Hochschild; Dr. G. Edwards;

Dr. Blair Gould; Dr. Broad.

The Hospital has 100 beds for In-patients and an annual Out-patient attendance of over 60,000.

CLINICAL INSTRUCTION

Clinical instruction in the Diagnosis and Treatment of Diseases of the Ear, Nose, and Throat is given in the Out-patient Department from 2 to 5 p.m. daily, and on Tuesdays and Thursdays from 6 to 9 p.m. also. Major operations are performed every morning and afternoon, except Saturdays, in the In-patient Operating Theatres. Minor Operations are performed in the Out-patient Operating Theatre on three mornings a week. Practitioners and Medical Students are admitted to the practice of the Hospital as Post-Graduates. Clinical Assistants, whose duty it is to assist the staff, are appointed as vacancies occur.

For further information apply to the Dean: GILBERT H. HOWELLS.

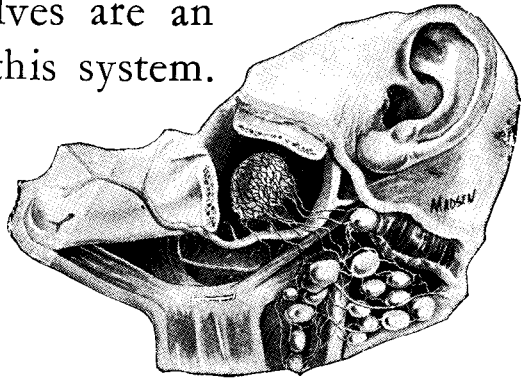
In addition to the General Wards, there are Semi-private Wards and 11 Private Rooms. The charge for a Private Room is 7 guineas a week, plus a fee for the surgeon.

Further particulars may be obtained from F. P. CARROLL, *Secretary-Superintendent.*

Please mention *The Journal of Laryngology* when replying to advertisements

In Tonsillitis

the lymphatic system of the entire throat is involved, as the tonsils themselves are an important unit of this system.



THE stimulation of this capillary net-work with generous applications of

Antiphlogistine

BRAND DRESSING

over the entire neck, is frequently all the local treatment that is required to *remove the toxic products* and thus *relieve the discomfort* and *reduce the inflammation almost immediately.*


MADE IN ENGLAND

Generous clinical sample and descriptive literature on request from

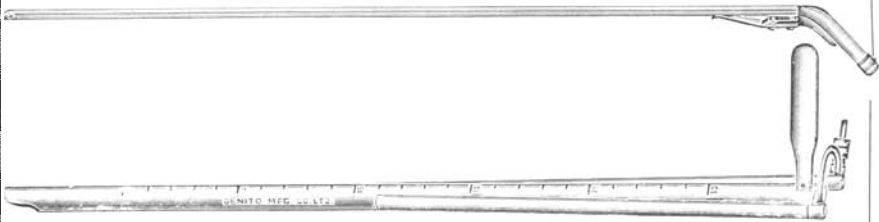
THE DENVER CHEMICAL MANUFACTURING CO.

12 CARLISLE ROAD, LONDON, N.W.9

Please mention *The Journal of Laryngology* when replying to advertisements



NEGUS' ENDOSCOPIC TABLE
WITH SUCTION PUMP



Esophagoscope with detachable Suction Tube and Proximal
Lighting as designed for V. E. NEGUS, M.S., F.R.C.S.
Obtainable in 4 sizes

MADE BY

THE GENITO-URINARY MFG. CO. LTD.

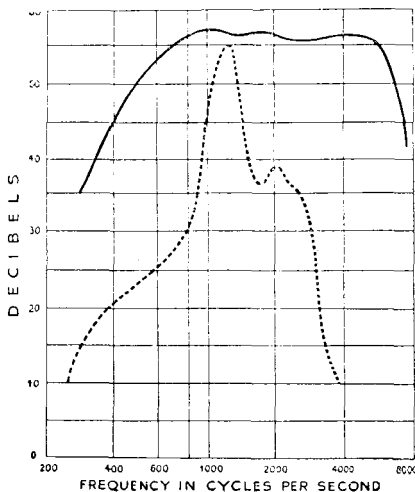
28a DEVONSHIRE STREET, LONDON, W.1

Telephone:
WELBECK 2835 (3 lines)

Telegrams:
CYSTOSCOPE, WESDO, LONDON

Please mention *The Journal of Laryngology* when replying to advertisements

DISTORTION IN DEAF AIDS



The poor results given by the ordinary electrical hearing aid consisting of a microphone, earphone, and dry battery are due to noise in the carbon granule microphone, and to frequency and amplitude distortion.

AMPLITUDE DISTORTION means the unequal amplification of sounds of different intensity. Weak sounds are not amplified, loud sounds overload the instrument.

FREQUENCY DISTORTION means the unequal amplification of sounds of different frequency.

The broken line curve in the illustration shows the amplification of micro-telephone aid, amplifying only about 1,000 cycles per second. The continuous line curve shows the amplification of an Amplivox high fidelity aid, giving uniform amplification over a wide frequency range.

The presence of distortion in a hearing aid means loss of clarity and strain to the user. In severe cases the distortion is reflected in the speech of the user.

In Amplivox high fidelity hearing aids employing the piezo electric crystal microphone and the new midget valves these forms of distortion are practically eliminated, and there is no background noise.

Quite apart from the excellent results obtained the effect of use is to re-educate the hearing and to improve the mental appreciation of sound.

Details of Amplivox high fidelity hearing aids will be gladly sent on request to :

AMPLIVOX LTD.

106 George Street, Portman Square, London, W.1
Telephone : WELbeck 2591/2

29 St. Vincent Place, Glasgow, C.1
Telephone : Central 3097

62a Bold Street, Liverpool 1
Telephone : Royal 4944

Please mention *The Journal of Laryngology* when replying to advertisements

Mail Your Order Now!

PROBLEMS OF THE DEAF

By **MAX A. GOLDSTEIN, M.D., F.A.C.S.**

610 Pages—273 Illustrations—Leather Bound

\$6.00 Postage prepaid

An unusual, authoritative and comprehensive volume of XIX chapters, covering every phase of work with the Deaf, Deafened and Speech Defective, by an otologist and teacher of 40 years' experience, including :

Chronological History of Deafness—Anatomy and Physiology—Mechanics of Speech—Speech Defects—Cerebral Localization—Hearing Tests—Methods of Instruction—The Acoustic Method—Training of Teachers—The Deaf Child—Hard-of-Hearing Child—Physician and Deaf Child—Parent of Deaf Child—Deafened Adult—Hearing Aids—Schools for the Deaf—Quacks and Quackeries—Research.

Published by **THE LARYNGOSCOPE PRESS**

4574 West Papin Street

ST. LOUIS, MO.

FOURTH EDITION.

FULLY REVISED.

Demy 8vo, 473 pp. 243 Text Illustrations and 21 plates (of which 8 are in colour). 20s. net, postage 6d.

DISEASES OF THE NOSE, THROAT AND EAR

For Practitioners and Students

Edited by **A. LOGAN TURNER, M.D., LL.D., F.R.C.S.E.**

Consulting Surgeon, Ear and Throat Department, Royal Infirmary, Edinburgh

With the collaboration of

J. S. FRASER, M.B., F.R.C.S.E., J. D. LITHGOW, M.B., F.R.C.S.E., G. EWART MARTIN, M.B., F.R.C.S.E., DOUGLAS GUTHRIE, M.D., F.R.C.S.E., CHARLES E. SCOTT, M.B., F.R.C.S.E., and JOHN P. STEWART, M.D., F.R.C.S.E.

"There is no other book which includes laryngology and otology with such success. . . . The present edition should surpass the previous issues in popularity."—*British Medical Journal.*

Bristol: John Wright & Sons Ltd.

London: Simpkin Marshall Ltd.

ROGERS' STANDARD SPRAYS

HAVE A

WORLD-WIDE REPUTATION

For Efficiency & Reliability

They are made in many forms, scientifically designed for

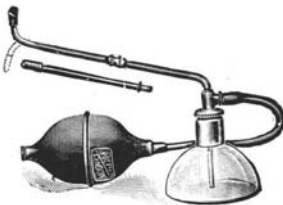
NASAL, PHARYNGEAL, POST-NASAL and LARYNGEAL TREATMENT

Particulars gladly supplied on request

Sole Manufacturer—

FRANK A. ROGERS (LATE OF OXFORD ST.)

1 Beaumont Street, London, W.1



Please mention *The Journal of Laryngology* when replying to advertisements

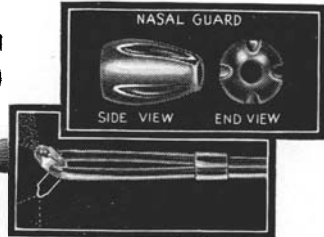
PRESCRIBE DeVilbiss

No. 15 ATOMIZER

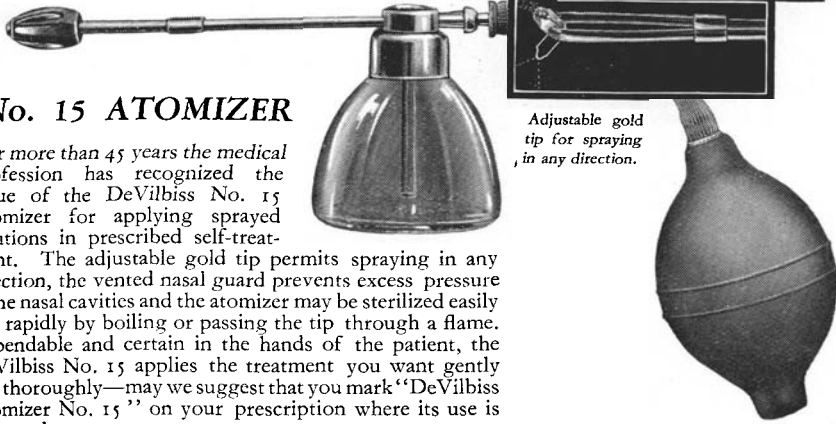
For more than 45 years the medical profession has recognized the value of the DeVilbiss No. 15 Atomizer for applying sprayed solutions in prescribed self-treatment. The adjustable gold tip permits spraying in any direction, the vented nasal guard prevents excess pressure in the nasal cavities and the atomizer may be sterilized easily and rapidly by boiling or passing the tip through a flame. Dependable and certain in the hands of the patient, the DeVilbiss No. 15 applies the treatment you want gently and thoroughly—may we suggest that you mark "DeVilbiss Atomizer No. 15" on your prescription where its use is indicated.

AEROGRAPH Co. Ltd., 43 Holborn Viaduct, London, E.C.1. Sole distributors of DEVILBISS products in the United Kingdom.
Telephone: Holborn 1257 and 1258

Ventilating Grooves prevent excess pressure in Nasal Cavities.

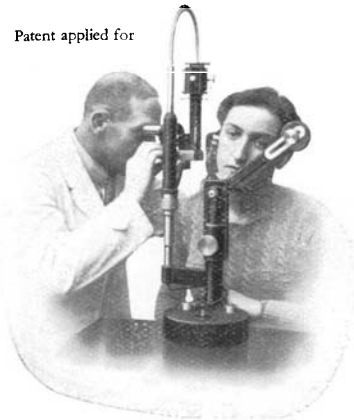


Adjustable gold tip for spraying in any direction.



CVS-86

Patent applied for



THE NEW

OTO-MICROSCOPE

A Big Step Forward!

Specially suited for both Practising Surgeons and Research Workers

Printed description free

**HAAG-STREIT, Bern,
Seilerstrasse 9, Switzerland**


For Advertisement space in this Journal apply to :
HEADLEY BROTHERS, 109 Kingsway, London, W.C.2

Please mention *The Journal of Laryngology* when replying to advertisements

GUY'S SILENT SUCTION APPARATUS

as made for

WM. MAYHEW MOLLISON, C.B.E., F.R.C.S.




“An efficient *silent* suction apparatus is essential in many throat investigations and operations and indeed is used for many operations on other parts of the body.

“The above illustration shows an Electric Suction Apparatus which can rightly claim to be more efficient than the apparatus generally in use. The suction is continuous and so powerful that clots of blood and the most tenacious mucus are quickly removed. The apparatus is quiet and can easily be moved about the operation theatre and from one theatre to another. It is possible to use it for intra-tracheal

insufflation at the same time as suction since the pump delivers sixty litres of air per minute. The valves in the cylinder head are strong and specially designed for silence in operation and the sump of the machine carries enough oil for six months' continuous use; this ensures efficiency with the minimum of attention. The entire unit is mounted in a robust mahogany case which is fitted with four rubber-tyred castors. On the side of the case two large screw necked bottles are mounted. These bottles are the commercial 'Kilner' type and can therefore be replaced with the minimum of expense. Blood and other fluids are removed from the operating field by the suction plant and find their way into the big bottle. The second bottle is a safety trap in the unlikely event of the first bottle becoming full at a moment when it is inconvenient to change it.

“There are no resistances to regulate the speed and in order to use the apparatus it is only necessary to connect it to the main electrical supply.” The makers are Down Bros., Ltd., London.



DOWN BROS., LTD.

21 & 23 ST. THOMAS'S STREET, LONDON, S.E.1
(Opposite Guy's Hospital)

and at 22a CAVENDISH SQUARE, LONDON, W.

Telephone: MAYFAIR 0406

Please mention *The Journal of Laryngology* when replying to advertisements

The Journal of Laryngology and Otology

(Founded in 1887 by MORELL MACKENZIE and NORRIS WOLFENDEN)

EDITED BY
WALTER HOWARTH

ASSISTED BY
W. M. MOLLISON

1. Original Articles are accepted on the condition that they have not been published elsewhere.
2. Manuscripts should be typewritten, on one side only of the paper, and well spaced.
3. Galley proofs and engraver's proofs of illustrations are sent to the author. Corrections, which should be kept to a minimum, must be clearly marked and no additional matter added.
4. Orders for reprints should be sent when returning galley proofs, and for this purpose special forms are supplied, on which the price of the reprints is stated.
5. Authors of Original Communications on Oto-Laryngology in other Journals are invited to send a copy, or two reprints, to the *Journal of Laryngology*. If they are willing, at the same time, to submit their own abstract (in English, French, Italian, or German) it will be welcomed.
6. Editorial Communications may be addressed to THE EDITOR, *Journal of Laryngology*, c/o HEADLEY BROTHERS, 109 Kingsway, London, W.C.2.
7. The Annual Subscription commencing with the January issue is Two Pounds sterling, post free, and is payable in advance.
8. Single copies, both of the present and the previous series, are on sale at Four Shillings each.
9. All Subscriptions, advertising and business communications should be sent to the Publishers, HEADLEY BROTHERS, 109 Kingsway, London, W.C.2.

United States of America

Orders for this Journal may be sent either through a local bookseller, or to Messrs. G. E. STECHERT & Co., 31-33 East 10th Street, New York, or may be sent direct to the Publishers, HEADLEY BROTHERS, 109 Kingsway, London, W.C.2, England.

Please mention *The Journal of Laryngology* when replying to advertisements

CONTENTS

	PAGE
THE PATHOLOGY AND TREATMENT OF CARCINOMA OF THE BRONCHUS. F. C. Ormerod (London)	733
THE AIR CELLS OF THE PETROUS PORTION OF THE TEMPORAL BONE. J. Gordon Wilson, John P. Gaardsmoe, and Barry J. Anson (Chicago)	746
CLINICAL RECORD—	
A Case of Multiple Foreign Bodies in the Bronchi. Viggo Schmidt and Svend Christensen (Copenhagen) .	752
SOCIETIES' PROCEEDINGS—	
The Scottish Otological and Laryngological Society	756
ABSTRACTS—	
The Ear	783
Otomycosis: an investigation of Effective Fungicidal Agents in Treatment. Ralph McBurney and Harvey B. Searcy; On the Anatomical and Physiological Relations between Ampulla and Semicircular Canal. Cl. F. Werner; Suppura- tion in the Petrous Temporal in Mastoiditis. Eric Gutteridge; Suppuration of the Petrous Pyramid. M. C. Myerson; A Method of Draining Cerebral Abscess. G. M. Robison; Aural Vertigo. E. Miles Atkinson; X-ray Treatment of the Stellate Ganglion and its Influence on Hearing. R. Sann; The Treatment of Otitic Purulent Meningitis. Prof. U. L. Torriani.	
The Nose and Accessory Sinuses	788
Epistaxis in Angiomas (Osler's disease). W. Kindler; On the influence of Exogenous Factors in the development of the Nasal Sinuses. H. Richter; Nasal Secretion and Endocrine Glands. Louis Chavanne; Mixed Tumours in the Nose and Throat. Perry G. Goldsmith and P. E. Irelan ¹ ; Cholesteatoma of the Frontal Sinus. A. Geschelin; Clinical and Pathological Features of a case of Benign Osteoma of Sinuses. Prof. von Eicken and Prof. Schumann.	
The Tonsil	791
The aetiological rôle of tonsillar tissue in the Tuberculosis of Childhood. M. M. de Gaudin de Lagrange.	
The Larynx	792
Acute Laryngeal and Laryngo-tracheal Dyspnoea in childhood. A. Lemarié; Laryngeal Diphtheria and Tracheotomy. W. Napier; Blastomycosis of the Larynx. Louis H. Clerf and Carl J. Bucher; Papilloma of the Trachea: report of a case. R. M. Lukens; The Treatment of Intrinsic Laryngeal Cancer by Radium. A. Herrmann.	
The Bronchus	793
The Biplane Fluoroscope as an aid in Bronchoscopy. Chevalier L. Jackson and W. Edward Chamberlain; Congenital papilloma of the trachea—diverti- culum of trachea—Rupture of diverticulum of trachea into innominate artery. John D. Kernan; Costophrenic Bronchoscopy for Pins deep in the Tracheo- bronchial Tree. Ellen J. Patterson; Bronchoscopic observations in Asthmatic Children. Emily Lois VanLoon; Bronchoscopic aspects of Hemoptysis. Mervin C. Myerson; Bronchial obstruction in chronic Tuberculosis. Kenneth A. Phelps; How to Prevent the Slipping of an Obstructing Foreign Body from one Bronchus into the other during the Extraction. Dr. Wurt and Dr. Bager.	
The Oesophagus	796
Cardiospasm. E. K. Frey and L. Duschl; Difficulties and pitfalls in the introduction of the Oesophagoscope. Chevalier Jackson; Some problems in Oesophageal Atresia. Clyde A. Heatley; Some remarks about a case of Oesophageal Diverticulitis. A. Moulouguet and Gringoire.	
Miscellaneous	798
Vertigo in brain tumours, with special reference to the results of labyrinth examination. E. A. Spiegel and A. Alexander; Heart-block periodically induced by the swallowing of food in a patient with Cardiospasm (vagovagal syncope). Samuel Iglauer and Bernard A. Schwartz; Minor points in Diphtheria Immunization. H. A. Raeburn; Two Cases of Phlegmonous Inflammation with an unusual complication caused by a Carious Molar. Eelco Huizinga.	
CRITICAL REVIEW	800
GENERAL NOTES	802