


CAMBRIDGE

JOURNALS



Journal of the Marine Biological Association of the United Kingdom

Published for the Marine Biological Association of the United Kingdom

Journal of the Marine Biological Association of the United Kingdom is available online at journals.cambridge.org/mbi

To subscribe contact Customer Services

in Cambridge:
Phone +44 (0)1223 326070
Fax +44 (0)1223 325150
Email journals@cambridge.org

in New York:
Phone (845) 353 7500
Fax (845) 353 4141
Email
subscriptions_newyork@cambridge.org

Editor-in-Chief

P. E. Gibbs, The Marine Biological Association of the United Kingdom, Plymouth, UK

Executive Editor

Ann L. Pulsford, The Marine Biological Association of the United Kingdom, Plymouth, UK

JMBA is an international journal with a worldwide distribution, publishing original research on all aspects of marine biology. It includes current international research developments and features much of the pioneering work taking place today on major issues concerning marine organisms and their environment. Subjects include ecological surveys and population studies, and chemical and physical oceanographic work.

Price information is available at journals.cambridge.org/mbi

Free email alerts

Keep up-to-date with new material – sign up at journals.cambridge.org/register


For a free online sample visit:
journals.cambridge.org/mbi



CAMBRIDGE
UNIVERSITY PRESS

CAMBRIDGE

JOURNALS



Edinburgh Journal of Botany

Published for the Royal Botanic Garden Edinburgh

Edinburgh Journal of Botany

is available online at:
journals.cambridge.org/ejb

**To subscribe contact
Customer Services**

in Cambridge:
Phone +44 (0)1223 326070
Fax +44 (0)1223 325150
Email journals@cambridge.org

in New York:
Phone (845) 353 7500
Fax (845) 353 4141
Email
subscriptions_newyork@cambridge.org

Senior Editor

David J. Middleton, Royal Botanic Garden, Edinburgh, UK

Edinburgh Journal of Botany is an international journal of plant systematics and related aspects of biodiversity, conservation and phytogeography. It covers plants and fungi in all geographic areas. Papers linking traditional and modern taxonomic techniques are especially encouraged. Commissioned book reviews and review articles are also included.

Price information is available at:
journals.cambridge.org/ejb

Free email alerts

Keep up-to-date with new material –
sign up at journals.cambridge.org/register


For a free online sample visit:
journals.cambridge.org/ejb



CAMBRIDGE
UNIVERSITY PRESS

CAMBRIDGE

JOURNALS



Fetal and Maternal Medicine Review

Fetal and Maternal Medicine Review

is available online at:
journals.cambridge.org/fmr

**To subscribe contact
Customer Services**

in Cambridge:

Phone +44 (0)1223 326070
Fax +44 (0)1223 325150
Email journals@cambridge.org

in New York:

Phone (845) 353 7500
Fax (845) 353 4141
Email
subscriptions_newyork@cambridge.org

Editor-in-Chief

Stephen Robson, Fetal Medicine Unit, Royal Victoria Infirmary,
Newcastle upon Tyne, UK

Fetal and Maternal Medicine Review publishes high quality reviews drawn from all relevant disciplines. Rapid publication of authors currently active in research ensures this journal has immediate relevance to contemporary clinical practice. It is essential reading for all engaged in the care of pregnant women and neonates.

Price information is available at
journals.cambridge.org/fmr

Free email alerts

Keep up-to-date with new material –
sign up at journals.cambridge.org/register

For a free online sample visit
journals.cambridge.org/fmr



CAMBRIDGE
UNIVERSITY PRESS

Instructions for Contributors

Zygote will publish original papers on all aspects of early development from gametogenesis to gastrulation. Studies on plants, invertebrates, lower vertebrates, mammals and humans at the molecular and cellular levels will be accepted. Topics include gametogenesis, fertilisation, sperm-egg interaction, activation of gametes, polarity in oocytes and zygotes, cell cycle control, cleavage, cell-cell interactions, and the generation of primary cell lineages. Review articles, short communications and News and Views Commentaries are also welcomed.

To submit a manuscript, please send electronic files for text and figures (separate files for each figure) as email attachments, either to: Brian Dale, Editor-in-Chief, *Zygote*, Centre for Reproductive Biology, Clinica Villa del Sole, Via Manzoni 15, Naples 80123, Italy. Telephone: + 39 081 641 689, Fax: + 39 081 5479 251, Email: brian.dale@virgilio.it; or to: Jacques Cohen, North American Editor, *Zygote*, Tycho-Galileo Research Laboratories, 3 Regent Street, Suite 301, Livingston, NJ 07039, USA. Email: jc@embryos.net or to: Norio Suzuki, Division of Biological Sciences, Graduate School of Science, Hokkaido University, Sapporo 060-0810, Japan. Telephone: +81 11 706 4908, Fax: +81 11 706 4461, Email: norio-s@sci.hokudai.ac.jp. Alternatively send three complete hard copies of text and figures to one of the Editors. Submission of a paper will be taken to imply that it is unpublished and it is not being considered for publication elsewhere. Authors of articles published in the journal assign copyright to Cambridge University Press (with certain rights reserved) and you will receive a copy-right assignment form for signature on acceptance of your paper.

There is no formal restriction on length; however, original articles and reviews of less than 15000 words are likely to appear sooner than longer ones. Short communications should not exceed 1500 words and News and Views Commentaries 500 words.

Preparation of manuscripts

Manuscripts should be organised as follows: Title page (with full names and addresses of all authors, a running headline of up to 35 characters, and a contact address with telephone and fax numbers), an Abstract of not more than 250 words followed by 5 Keywords, Introduction, Materials and Methods, Results, Discussion (combined Results and Discussion may be used for short papers), Acknowledgements, References, Endnotes, Tables and Figure Legends.

Type double-spaced throughout on one side only and number all pages consecutively. When an article has been accepted for publication, the author is strongly encouraged to send a copy of the final version on computer disk (Apple Macintosh or IBM compatible PC) together with the hard copy typescript, giving details of the wordprocessing soft-

ware used (Microsoft Word, Word or Word Perfect). However, the publisher reserves the right to typeset material by conventional means if an author's disk proves unsatisfactory. Disks will not be returned.

Manuscripts should be prepared using SI units

Figures

Figures should be numbered consecutively as they appear in the text. Mark each figure with the first author's name and figure number on the reverse, and indicate its orientation. Any indication of features of special interest should also be included. Authors should submit three copies of each illustration. Figures should be drawn or produced by computer to about twice the final size. Wherever possible they will be reproduced with the author's original lettering. Photographs should be submitted with proposed reduction or magnification indicated, when relevant, by a scale line on, or beside, the illustration. The places for insertion into the text should be indicated in the text as 'Fig. 1' etc, and in the margin of the typescript for insertion. Legends for all illustrations should be typed together, separately from the main text. A charge of £500 per figure will be made for colour photograph reproduction and printing.

Tables

Tables with concise headings should be typed on separate sheets and numbered consecutively. Each table must have a text reference, in the form 'Table 1' etc. Indicate where tables are to be placed by means of a note in the margin.

References

References should be cited in the text as Conklin (1905) showed or as shown (Conklin, 1905). For papers with three or more authors use "*et al.*". A full list of references in alphabetical order should be given at the end of the text: surname of author and initials; year of publication (in parentheses); title of paper; journal or book name (the former being abbreviated in accordance with the World List of Scientific Periodicals); volume number; first and last page of the reference. For books and conference proceedings, place of publication and publisher (and editor(s) if appropriate) should be included.

Proofs

Proofs will be sent to the author for checking. Typographical or factual errors only may be changed at proof stage. The publisher reserves the right to charge authors for correction of non-typographical errors.

Offprints

25 offprints of each article will be supplied free to each first named author. Extra offprints may be purchased from the publisher if ordered at proof stage.

CAMBRIDGE UNIVERSITY PRESS

The Edinburgh Building, Cambridge CB2 8RU, United Kingdom
32 Avenue of the Americas, New York, NY 10013-2473, USA
477 Williamstown Road, Port Melbourne, VIC 3207, Australia
Ruiz de Alarcón 13, 28014 Madrid, Spain
Dock House, The Waterfront, Cape Town 8001, South Africa

Printed in the United Kingdom at the University Press, Cambridge.

Zygote

The Biology of Gametes and Early Embryos

Volume 17 Issue 2 May 2009

Contents

- Structural analysis of fertilization in the fish *Brycon orbignyanus*
Luciana Nakaghi Ganeco, Irene Bastos Franceschini-Vicentini and Laura Satiko Okada Nakaghi 93
- Cytolytic assessment of hyperacute rejection and production of nuclear transfer embryos using hCD46-transgenic porcine embryonic germ cells
Ji Young Won, Kwang Sung Ahn, Alice M. Sorrell, Susa Shin, Soon Young Heo, Jee Hyun Kang, Jin-Ki Park, Won-Kyong Chang and Hosup Shim 101
- The developmental potential of mouse somatic cell nuclear-transferred oocytes treated with trichostatin A and 5-aza-2'-deoxycytidine
Yuta Tsuji, Yoko Kato and Yukio Tsunoda 109
- Fibroblast cell line establishment, cryopreservation and interspecies embryos reconstruction in red panda (*Ailurus fulgens*)
Yong Tao, Jianming Liu, Yunhai Zhang, Meiling Zhang, Junshun Fang, Wei Han, Zhizhong Zhang, Ya Liu, Jianping Ding and Xiaorong Zhang 117
- Developmental pattern of hexaploid mouse embryos produced by blastomere fusion of diploid and tetraploid embryos at the 2-cell stage
Lei Lei, Na Guan, Yan-Ning Xu, Qing-Hua Zhang, Jing-Ling Shen and Lian-Hong Jin 125
- Expression of voltage-activated calcium channels in the early zebrafish embryo
Dayán Sanhueza, Andro Montoya, Jimena Sierralta and Manuel Kukuljan 131
- 5-AZA-2'-deoxycytidine (5-AZA-CdR) leads to down-regulation of Dnmt1o and gene expression in preimplantation mouse embryos
Jian-Ning Yu, Chun-Yang Xue, Xu-Guang Wang, Fei Lin, Chun-Yi Liu, Fu-Zeng Lu and Hong-Lin Liu 137
- Fibroblasts from the new-born male testicle of Guangxi Bama mini-pig (*Sus scrofa*) can support nuclear transferred embryo development *in vitro*
Hong-Bo Liu, Pei-Ru Lv, Xiao-Gan Yang, Xiao-E Qin, Dao-Yuan Pi, Yang-Qing Lu, Ke-Huan Lu, Sheng-Sheng Lu and Dong-sheng Li 147
- Viable rabbits derived from oocytes by intracytoplasmic injection of spermatozoa from an infertile male
Qiuyan Li, Jian Hou, Sheng Wang, Hong Guan, Nan Zhang, Yongfu Chen and Xiaorong An 157
- Connexin37 mRNA expression in *in vivo* and *in vitro* mouse oocyte
Bao Ying Yin, Yong Zhang, Jian Hong Sun, Ji Xia Li and Ye Fei Ma 163
- Effect of medium conditioned with rat hepatoma BRL cells on '2-cell block' of random-bred mouse embryos cultured *in vitro*
Masayuki Kobayashi, Yoshinori Terawaki, Koichi Saito, Kano Kasuga and Ikuo Kojima 169
- The oocyte activation and Ca²⁺ oscillation-inducing abilities of mouse and human dead (sonicated) spermatozoa
Hiroyuki Yazawa, Kaoru Yanagida, Shoutaro Hayashi and Akira Sato 175
- Fibroblasts from the new-born male testicle of Guangxi Bama mini-pig (*Sus scrofa*) can support nuclear transferred embryo development *in vitro* – CORRIGENDUM
Hong-Bo Liu, Pei-Ru Lv, Xiao-Gan Yang, Xiao-E Qin, Dao-Yuan Pi, Yang-Qing Lu, Ke-Huan Lu, Sheng-Sheng Lu and Dong-sheng Li 185
-

Cambridge Journals Online

For further information about this journal please go to the journal website at:

journals.cambridge.org/zyg

CAMBRIDGE
UNIVERSITY PRESS