

**SHEA**  
The Society for Healthcare  
Epidemiology of America

# Infection Control & Hospital Epidemiology

Volume 37, No 5

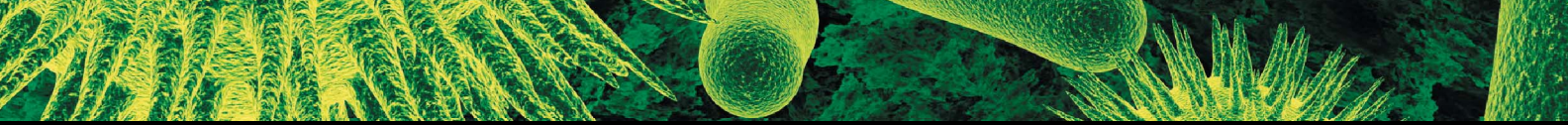
ICHE



MAY 2016

FLORENCE NIGHTINGALE

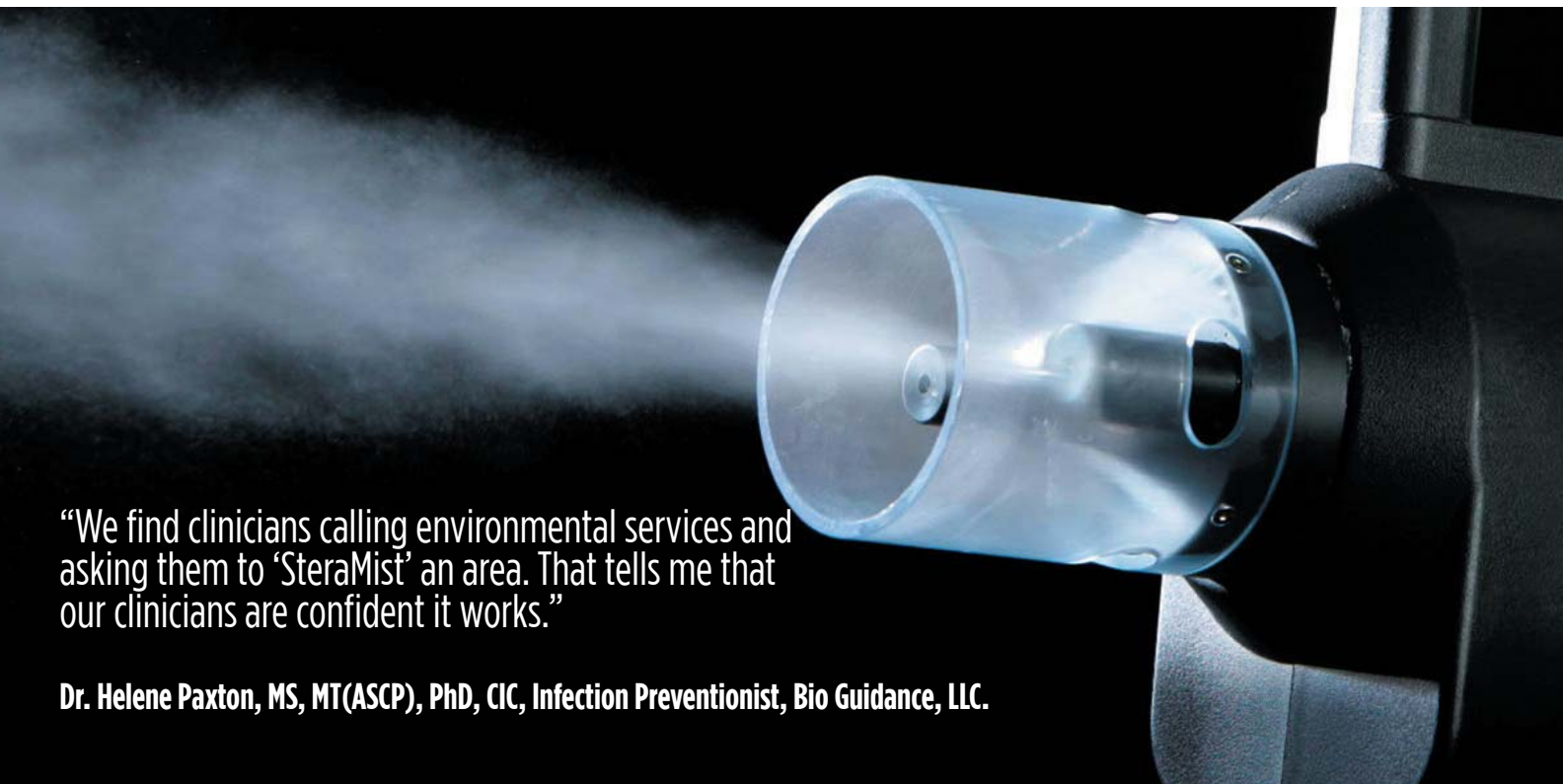
 **CAMBRIDGE**  
UNIVERSITY PRESS



# **SUPERBUGS** REQUIRE A SUPER **SOLUTION**<sup>+</sup>

**A powerful technology in fighting the spread of bacteria.**

**Choose the SteraMist™ Environment System to kill 99.9999%  
of Clostridium difficile spores.**



“We find clinicians calling environmental services and asking them to ‘Steramist’ an area. That tells me that our clinicians are confident it works.”

**Dr. Helene Paxton, MS, MT(ASCP), PhD, CIC, Infection Preventionist, Bio Guidance, LLC.**

## **DOWNLOAD WHITE PAPER**

An acute care hospital reduces their Standardized Infection Ratios & infection rates with SteraMist™  
powered by Binary Ionization Technology®.

**[www.tomimist.com/superbugsolution](http://www.tomimist.com/superbugsolution)**

**TOMI**<sup>™</sup>  
ENVIRONMENTAL SOLUTIONS

**STERAMIST**<sup>™</sup>  
POWERED BY BINARY IONIZATION TECHNOLOGY®

+Clostridium difficile spores (C. diff) (ATCC# 43598), Staphylococcus aureus (Staphylococcus) (Staph) (ATCC# 6538), and Pseudomonas aeruginosa (Pseudomonas) (ATCC# 15442)

\*Steramist™ Surface Unit: Staphylococcus aureus (Staphylococcus) (Staph) (ATCC# 6538), Pseudomonas aeruginosa (Pseudomonas) (ATCC# 15442), and Methicillin Resistant Staphylococcus aureus (MRSA) (ATCC# 33592)

SteraMist™ Environment System: Clostridium difficile spores (C. diff) (ATCC# 43598), Staphylococcus aureus (Staphylococcus) (Staph) (ATCC# 6538), and Pseudomonas aeruginosa (Pseudomonas) (ATCC# 15442)

## CONTENTS

## Original Articles

- 497** Impact of Safety-Engineered Devices on the Incidence of Occupational Blood and Body Fluid Exposures Among Healthcare Personnel in an Academic Facility, 2000–2014  
*Hajime Kanamori, David J. Weber, Lauren M. DiBiase, Karen L. Pitman, Stephanie A. Consoli, James Hill, Emily E. Sickbert-Bennett and William A. Rutala*
- 505** A Model-Based Product Evaluation Protocol for Comparison of Safety-Engineered Protection Mechanisms of Winged Blood Collection Needles  
*C. Haupt, J. Spaeth, T. Ahne, U. Goebel and D. Steinmann*
- 512** Surgical Team Stability and Risk of Sharps-Related Blood and Body Fluid Exposures During Surgical Procedures  
*Douglas J. Myers, Hester J. Lipscomb, Carol Epling, Debra Hunt, William Richardson, Lynn Smith-Lovin and John M. Dement*
- 519** Epidemiology of Surgical Site Infection in a Community Hospital Network  
*Arthur W. Baker, Kristen V. Dicks, Michael J. Durkin, David J. Weber, Sarah S. Lewis, Rebekah W. Moehring, Luke F. Chen, Daniel J. Sexton and Deverick J. Anderson*
- 527** A Novel Prevention Bundle to Reduce Surgical Site Infections in Pediatric Spinal Fusion Patients  
*Jane M. Gould, Patricia Hennessey, Andrea Kiernan, Shannon Safier and Martin Herman*
- 535** The Prevalence and Molecular Epidemiology of Multidrug-Resistant Enterobacteriaceae Colonization in a Pediatric Intensive Care Unit  
*Nuntra Suwantararat, Latania K. Logan, Karen C. Carroll, Robert A. Bonomo, Patricia J. Simmer, Susan D. Rudin, Aaron M. Milstone, Tsigereda Tekle, Tracy Ross and Pranita D. Tamma*
- 544** *Pseudomonas aeruginosa* Colonization in the Intensive Care Unit: Prevalence, Risk Factors, and Clinical Outcomes  
*Anthony D. Harris, Sarah S. Jackson, Gwen Robinson, Lisa Pineles, Surbhi Leekha, Kerri A. Thom, Yuan Wang, Michelle Doll, Melinda M. Pettigrew and J. Kristie Johnson*
- 549** Validation of a Sampling Method to Collect Exposure Data for Central-Line–Associated Bloodstream Infections  
*Näïma Hammami, Karl Mertens, Rosanna Overholser, Els Goetghebeur, Boudewijn Catry and Marie-Laurence Lambert*
- 555** Effect of Variation in Test Methods on Performance of Ultraviolet-C Radiation Room Decontamination  
*Jennifer L. Cadnum, Myreen E. Tomas, Thriveen Sankar, Annette Jencson, J. Itty Mathew, Sirisha Kundrapu and Curtis J. Donskey*
- 561** Hydrogen Peroxide Vapor Decontamination in a Patient Room Using Feline Calicivirus and Murine Norovirus as Surrogate Markers for Human Norovirus  
*Torsten Holmdahl, Mats Walder, Nathalie Uzcátegui, Inga Odenholt, Peter Lanbeck, Patrik Medstrand and Anders Widell*
- 567** Assessment of Fidelity in Interventions to Improve Hand Hygiene of Healthcare Workers: A Systematic Review  
*Jackson S. Musuuza, Anna Barker, Caitlyn Ngam, Lia Vellardita and Nasia Safdar*
- 576** Use of the Health Belief Model to Study Patient Perceptions of Antimicrobial Stewardship in the Acute Care Setting  
*Cydney Heid, Mary Jo Knobloch, Lucas T. Schulz and Nasia Safdar*

- 583** Antibiotic Utilization and Opportunities for Stewardship Among Hospitalized Patients With Influenza Respiratory Tract Infection  
*Islam M. Ghazi, David P. Nicolau, Michael D. Nailor, Jaber Aslanzadeh, Jack W. Ross, Joseph L. Kuti*
- 590** Prevalence of *qacA/B* Genes and Mupirocin Resistance Among Methicillin-Resistant *Staphylococcus aureus* (MRSA) Isolates in the Setting of Chlorhexidine Bathing Without Mupirocin  
*David K. Warren, Martin Prager, Satish Munigala, Meghan A. Wallace, Colleen R. Kennedy, Kerry M. Bommarito, John E. Mazuski and Carey-Ann D. Burnham*

#### Concise Communications

- 598** Efficacy of an Automated Multiple Emitter Whole-Room Ultraviolet-C Disinfection System Against Coronaviruses MHV and MERS-CoV  
*Kurt Bedell, Adam H. Buchaklian and Stanley Perlman*
- 600** Routine Surveillance Versus Independent Assessment by an Outcome Adjudication Committee in Assessing Patients for Sternal Surgical Site Infections After Cardiac Surgery  
*Dominik Mertz, Richard Whitlock, Alicia Y. Kokoszka, Stephanie W. Smith, Alex Carignan, Muhammad Rehan, Iqbal H. Jaffer, Ali Alsagheir and Mark Loeb*
- 603** Perception, Attitude, and Knowledge Regarding Antimicrobial Resistance, Appropriate Antimicrobial Use, and Infection Control Among Future Medical Practitioners: A Multicenter Study  
*Nuttagarn Chuenchom, Visanu Thamlikitkul, Romanee Chaiwarith, Rawisut Deoisares and Pinyo Rattanaumpawan*
- 606** Evaluation of a Novel Intervention to Reduce Unnecessary Urine Cultures in Intensive Care Units at a Tertiary Care Hospital in Maryland, 2011–2014  
*Lauren Epstein, Jonathan R. Edwards, Alison Laufer Halpin, Michael Anne Preas, David Blythe, Anthony D. Harris, David Hunt, J. Kristie Johnson, Mala Filippell, Carolyn V. Gould and Surbhi Leekha*
- 610** Infections in Australian Aged-Care Facilities: Evaluating the Impact of Revised McGeer Criteria for Surveillance of Urinary Tract Infections  
*Noleen J. Bennett, Sandra A. Johnson, Michael J. Richards, Mary A. Smith and Leon J. Worth*

#### Research Briefs

- 613** Effectiveness of a Hydrogen Peroxide Mist (Tropon) System in Inactivating Healthcare Pathogens on Surface and Endocavitary Probes  
*William A. Rutala, Maria F. Gergen and Emily E. Sickbert-Bennett*
- 614** Multidrug-Resistant Organism Colonization in a High-Risk Pediatric Patient Population  
*Xiaoyan Song, Douglas Toal, Terry Walker, Evelio D. Perez-Albuerno, Joseph M. Campos and Roberta L. DeBiasi*

#### Letters to the Editor

- 617** Estimating Infection Incidence in Longitudinal Studies  
*Jan Beyersmann and Christine Schrade*
- 617** Biased Low Incidence of Central Venous Catheter-Related Bloodstream Infections in Controlled Clinical Trials?  
*Enrico Schalk and Thomas Fischer*
- 619** Low Incidence of Central Venous Catheter-Related Bloodstream Infections in Stem Cell Transplant Patients in Eastern India Despite High Community Burden of Multidrug-Resistant Pathogens  
*Mita Roychowdhury, Jeevan Kumar, Anupam Chakrapani, Saurabh Jayant Bhawe, Shekhar Krishnan, Robin Thambudorai, Sanjay Bhattacharya and Mammen Chandy*
- 620** Lost in Transition: Discontinuity of Care During Patient Transfer  
*Teena Chopra, David Bavers, Suganya Chandramohan and Glenn Tillotson*

- 622** Benchtop Whole-Genome Sequencing for Identification of Nosocomial Outbreaks in Tanzania  
*Tolbert Sonda, Happiness Kumburu, Marco van Zwetselaar, Johanne Ahrenfeldt, Michael Alifrangis, Ole Lund, Gibson Kibiki and Frank M. Aarestrup*
- 623** Revised Risk Estimates for MRSA Infection in Patients with Intermittent Versus Persistent MRSA Nares Colonization  
*Daniel I. Vigil, Mary T. Bessesen and Patrick W. Hosokawa*
- 624** Colistin and Tigecycline Resistance in Carbapenem-Resistant Enterobacteriaceae: Checkmate to Our Last Line Of Defense  
*Mohit Kumar*

*An Official Publication of the Society for Healthcare Epidemiology of America*

## EDITOR

Suzanne F. Bradley, MD • Ann Arbor, MI

## DEPUTY EDITOR

Carol A. Kauffman, MD • Ann Arbor, MI

## SENIOR ASSOCIATE EDITORS

C. Glen Mayhall, MD • Galveston, TX  
Gina Pugliese, RN, MS • Chicago, IL  
William Schaffner, MD • Nashville, TN

## ASSOCIATE EDITORS

Carol Chenoweth, MD • Ann Arbor, MI  
Ebbing Lautenbach, MD, MPH • Philadelphia, PA  
David Weber, MD, MPH • Chapel Hill, NC

## STATISTICS CONSULTANTS

Jon P. Furuno, PhD • Portland, OR  
Jessina C. McGregor, PhD • Portland, OR

## SECTION EDITOR FOR GUIDELINES, POSITION PAPERS, AND INVITED REVIEWS

Eli Perencevich, MD, MS • Iowa City, IA

## MANAGING EDITOR

Meighan Schreiber, MSSA • New York, NY

## PAST EDITORS

### *Infection Control*

Richard P. Wenzel, MD, 1980-1987 (vols. 1-8)

### *Infection Control & Hospital Epidemiology*

Richard P. Wenzel, MD, 1988-1992

(vols. 9-13)

Michael D. Decker, MD, 1993-2001 (vols. 14-22)

Barry M. Farr, MD, 2002-2004 (vols. 23-25)

William R. Jarvis, MD, 2005-2006 (vols. 26 and 27)

## EDITORIAL ADVISORY BOARD

Deverick Anderson, MD, MPH • Durham, NC  
Anucha Apisarnthanarak, MD • Pratumthani, Thailand  
Lennox Archibald, MD, FRCP • Alachua, FL  
Shailen Banerjee, PhD • Atlanta, GA  
Elise M. Beltrami, MD, MPH • Atlanta, GA  
Jo Anne Bennett, RN, PhD • New York, NY  
David Birnbaum, PhD, MPH • Sidney, BC  
Marc Bonten, MD • Utrecht, Netherlands  
Christian Brun-Buisson, MD • Creteil, France  
John P. Burke, MD • Salt Lake City, UT  
David P. Calfee, MD, MS • New York, NY  
Yehuda Carmeli, MD, MPH • Tel Aviv, Israel  
Donald E. Craven, MD • Burlington, MA  
Christopher Crnich, MD, MS • Madison, WI  
Erika D'Agata, MD, MPH • Boston, MA  
Daniel Diekema, MD • Iowa City, IA  
Erik Dubberke, MD, MSPH • St. Louis, MO  
Charles E. Edmiston, Jr., PhD • Milwaukee, WI  
Theodore C. Eickhoff, MD • Denver, CO  
Mohamad Fakhri, MD, MPH • Grosse Pointe Woods, MI  
Petra Gastmeier, MD • Berlin, Germany  
Jeffrey Gerber, MD, PhD • Philadelphia, PA  
Dale N. Gerding, MD • Hines, IL  
Donald A. Goldmann, MD • Boston, MA  
Nicholas Graves, PhD • Brisbane, Australia  
Donna Haiduvén, RN, PhD, CIC • Tampa, FL  
Anthony D. Harris, MD, MPH • Baltimore, MD  
Elizabeth Henderson, PhD • Calgary, AB  
David K. Henderson, MD • Bethesda, MD  
Loreen A. Herwaldt, MD • Iowa City, IA  
Peter N. R. Hestline, MD • Brea, CA

John A. Jernigan, MD, MS • Atlanta, GA  
Mini Kamboj, MD • New York, NY  
James T. Lee, MD, PhD • St. Paul, MN  
L. Clifford McDonald, MD • Atlanta, GA  
Allison McGeer, MD • Toronto, ON  
Leonard A. Mermel, DO, ScM • Providence, RI  
Robert R. Muder, MD • Pittsburgh, PA  
Linda Mundy, MD • Collegeville, PA  
Joseph M. Mylotte, MD, CIC • Buffalo, NY  
Jan Evans Patterson, MD • San Antonio, TX  
David A. Pegues, MD • Philadelphia, PA  
Didier Pittet, MD, MS • Geneva, Switzerland  
Isaam Raad, MD • Houston, TX  
Manfred L. Rotter, MD, DipBact • Vienna, Austria  
William A. Rutala, PhD, MPH • Chapel Hill, NC  
Lisa Saiman, MD, MPH • New York, NY  
Sanjay Saint, MD, MPH • Ann Arbor, MI  
Sorana Segal-Maurer, MD • Flushing, NY  
Lynne M. Schulster, PhD • Atlanta, GA  
John A. Sellick, DO • Amherst, NY  
Andrew E. Simor, MD • Toronto, ON  
Philip W. Smith, MD • Omaha, NE  
Kurt Stevenson, MD, MPH • Columbus, OH  
Nimalie Stone, MD • Atlanta, GA  
Thomas Talbot, MD, MPH • Nashville, TN  
Paul Tambyah, MBBS • Singapore  
William Trick, MD • Chicago, IL  
Antoni Trilla, MD, PhD • Barcelona, Spain  
Robert A. Weinstein, MD • Chicago, IL  
Andreas Widmer, MD, MS • Basel, Switzerland  
Marcus Zervos, MD • Detroit, MI

*Infection Control & Hospital Epidemiology* (ISSN 0899-823X) is published monthly by Cambridge University Press, One Liberty Plaza, New York, NY 10006, USA.

## Editorial Office

Communications should be addressed to the Editor, *Infection Control & Hospital Epidemiology*, One Liberty Plaza, New York, NY 10006 (email: [mschreiber@cambridge.org](mailto:mschreiber@cambridge.org); telephone: 212-337-5954, fax: 212-337-5959). Contributors should consult the Instructions for Contributors, which is available at the journal's Web site.

## Advertising

Please direct advertising inquiries to M. J. Mrvica Associates, 2 West Taunton Avenue, Berlin, NJ 08009 (e-mail: [mjmrvica@mrvica.com](mailto:mjmrvica@mrvica.com); telephone: 856-768-9360, fax: 856-753-0064). Publication of an advertisement in *Infection Control & Hospital Epidemiology* does not imply endorsement of its claims by the Society for Healthcare Epidemiology of America, by the Editor, or by Cambridge University Press.

## Permissions

Articles may be copied or otherwise reused without permission only to the extent permitted by Sections 107 and 108 of the US Copyright Law. Permission to copy articles for personal, internal, classroom, or library

use may be obtained from the Copyright Clearance Center (<http://www.copyright.com>, email: [info@copyright.com](mailto:info@copyright.com)). For all other uses, such as copying for general distribution, for advertising or promotional purposes, for creating new collective works, or for resale, please contact Cambridge University Press. Full details may be found at: [www.cambridge.org/about-us/rights-permissions](http://www.cambridge.org/about-us/rights-permissions).

## Subscriptions

The individual subscription rate for 2016 is \$235. Individuals have the option to order directly from Cambridge University Press. Institutional print + electronic and e-only subscriptions are available from Cambridge University Press and include unlimited online access; rates are tiered according to an institution's type and research output and may be reviewed at the journal's CJO homepage: <http://journals.cambridge.org/ICE>.

Please direct subscription inquiries and requests for back issues to Customer Services at Cambridge University Press, e-mail: [subscriptions\\_newyork@cambridge.org](mailto:subscriptions_newyork@cambridge.org) (USA, Canada, and Mexico) or [journals@cambridge.org](mailto:journals@cambridge.org) (outside of USA, Canada, and Mexico).

**Postmaster:** Send address changes to *Infection Control & Hospital Epidemiology*, Cambridge University Press, One Liberty Plaza, New York, NY 10006 USA.

## About the cover:



The cover format of each volume of *Infection Control & Hospital Epidemiology* honors one of the many professionals throughout history who recognized not only how disease might be spread but also how the principles of epidemiology could be applied to reduce healthcare-associated infections.


Florence Nightingale (1820–1910) was named after the Italian city where she was born to affluent and well-educated English landowners. As a middle-class woman in Victorian England, Florence recognized that she was destined for a life of domesticity and “trivial occupations.” Her choice of nursing, given its reputation at the time as a vocation for poor elderly spinsters, was met with significant familial opposition. During her European travels, Ms. Nightingale visited the Deaconess Mutterhaus in Kaiserswerth, Düsseldorf, one of the most forward thinking nursing training schools of the day. She returned to Düsseldorf to complete her training and then studied with the Sisters of Charity in Paris. She later assumed the role of superintendent at a hospital for invalid gentlewomen in London.

In 1854, the Minister of War invited Ms. Nightingale to oversee the introduction of nurses at British Army hospitals in Scutari, Turkey. Up to that point, 20% of men who fought in the Crimean War died, and approximately 70% of those deaths were due to infections such as typhus, cholera, typhoid, and dysentery. The germ theory of disease had not yet been formulated, but Florence Nightingale recognized that most problems were caused by “inadequate diet, dirt, and drains.” She adopted the concept of “sanitary nursing” ensuring that patient care focused on prevention of infection through adequate diet, fresh air, light, warmth, and cleanliness. She was an early advocate for hand hygiene and the need for clean water, adequate ventilation, and appropriate sewage disposal. Each night, she traveled through more than 6 km of hospital wards carrying a Turkish lamp; thus the media referred to her as “The Lady with the Lamp.” With her interventions, mortality rates declined to 2%–6%.

In response, a grateful nation raised £50,000 for the Nightingale Fund, and the first professional training school for nurses at St. Thomas’ Hospital, London, was established under her direction. Florence Nightingale was one of the first to apply statistical analysis to her observations. She made important recommendations regarding the optimal design of hospitals and patient wards, saying, “The very first requirement in a hospital is that it should do the sick no harm.” Training schools have been established worldwide based on her ideas. Florence Nightingale was the first woman to receive Britain’s highest civilian decoration, the Order of Merit. She died at the age of 90 after many years of being bed-ridden due to chronic illness, possibly brucellosis.

# surfacide®

## Shadow Problem Solved!



First-Generation  
UV Room Cleaning

surfacide®

The Surfacide UV-C Disinfection System is the ONLY system that uses 3 towers instead of 1. This approach delivers UV-C energy to ALL spaces in one single disinfection cycle.

To schedule a live-demonstration webinar, call toll free: 844-390-3538

[Surfacide.com](http://Surfacide.com)





**XENEX**  
GERM-ZAPPING ROBOTS™

# I made a change that makes our hospital safer for patients and employees.

Kristin Vondrak, Vice President and Chief  
Quality Officer, Baptist Health System,  
Jacksonville, FL



## Join Kristin as a Face of Change.

Baptist Health has continued to focus on enhancing quality and patient safety by integrating Xenex Germ-Zapping Robots™ into their overall infection prevention strategy.

Xenex Robots are the only UV disinfection technology shown in multiple peer reviewed published studies to reduce hospital acquired infection (HAIs) rates.

## Peer reviewed published outcomes:

- ✓ 100% reduction in total joint SSIs.<sup>1</sup>
- ✓ 70% reduction in ICU *C. diff* infection rates.<sup>2</sup>
- ✓ 53% reduction in *C. diff* infection rates.<sup>3</sup>
- ✓ 57% reduction in MRSA infection rates.<sup>4</sup>

1. Fornwalt L, et al., Trinity Medical Center, in AJIC 2015. 2. Nagaraja A, et al., Westchester Medical Center in AJIC 2015. 3. Levin J, et al., Cooley Dickinson in AJIC 2013, 41:746-748. 4. Simmons S, et al., Cone Health System in JIP 2013.



Become a Face of Change Today.  
[xenex.com/kristin](http://xenex.com/kristin) | 800 553 0069 | @XenexDisinfect





World Health  
Organization

**SAVE LIVES:**  
Clean **Your** Hands

**5 MAY 2016**

***See Your Hands – hand hygiene supports safe surgical care***


For this year's **SAVE LIVES: Clean Your Hands** global campaign, the WHO **Infection Prevention and Control Global Unit** is maintaining its efforts with fighting health care-associated infections and saving lives, by putting a special focus on the continuum of care of surgical patients. We encourage participants in the campaign and colleagues working in surgical services to work together to improve hand hygiene and make surgical care safer in every health care setting. Join the campaign and help save lives!

**Sign your health care facility up to the WHO SAVE LIVES: Clean Your Hands global campaign NOW**, if you have not already done so.

Go to <http://www.who.int/gpsc/5may/register/en>

**Plan to take part** – for more information, go to [www.who.int/gpsc/5may/en](http://www.who.int/gpsc/5may/en)

Follow the programme on Facebook - World Health Organization

Follow us on  @WHO @DidierPittet @claireekt

**Thank you from Professor Didier Pittet, Dr Benedetta Allegranzi,  
and Claire Kilpatrick,  
on behalf of WHO *Clean Care is Safer Care***