



IMA Commission on New Minerals, Nomenclature and Classification (CNMNC) NEWSLETTER 51

New minerals and nomenclature modifications approved in 2019

Ritsuro Miyawaki (Chairman, CNMNC)¹, Frédéric Hatert (Vice-Chairman, CNMNC)², Marco Pasero (Vice-Chairman, CNMNC)^{3*} and Stuart J. Mills (Secretary, CNMNC)⁴

¹Department of Geology and Paleontology, National Museum of Nature and Science, 4-1-1 Amakubo, Tsukuba 305-0005, Japan – miyawaki@kahaku.go.jp;

²Laboratoire de Minéralogie, Université de Liège, B-4000 Liège, Belgium – fhatert@uliege.be; ³Dipartimento di Scienze della Terra, Università di Pisa, Via Santa Maria 53, I-56126 Pisa, Italy – marco.pasero@unipi.it; and ⁴Geosciences, Museums Victoria, PO Box 666, Melbourne, Victoria 3001, Australia – smills@museum.vic.gov.au

The information given here is provided by the IMA Commission on New Minerals, Nomenclature and Classification for comparative purposes and as a service to mineralogists working on new species.

Each mineral is described in the following format:

Mineral name, if the authors agree on its release prior to the full description appearing in press

Chemical formula

Type locality

Full authorship of proposal

E-mail address of corresponding author

Relationship to other minerals

Crystal system, Space group; Structure determined, yes or no

Unit-cell parameters

Strongest lines in the powder X-ray diffraction pattern

Type specimen repository and specimen number

Citation details for the mineral prior to publication of full description

Citation details concern the fact that this information will be published in the *Mineralogical Magazine* on a routine basis, as well as being added month by month to the Commission's web site.

It is still a requirement for the authors to publish a full description of the new mineral.

NO OTHER INFORMATION WILL BE RELEASED BY THE COMMISSION

NEW MINERAL PROPOSALS APPROVED IN AUGUST 2019

IMA No. 2018-134

Kodamaite

$\text{Na}_3(\text{Ca}_5\text{Na})\text{Si}_{16}\text{O}_{36}(\text{OH})_4\text{F}_2 \cdot (14-x)\text{H}_2\text{O}$ ($x \approx 5$)

Poudrette Quarry, Mont Saint-Hilaire, La Vallée-du-Richelieu, Montérégie, Québec, Canada (45°33'46"N, 73°8'30"W)

Andrew M. McDonald* and George Y. Chao

*E-mail: amcdonald@laurentian.ca

Reyerite group

Triclinic; $P\bar{1}$; structure determined

$a = 9.609(2)$, $b = 9.630(2)$, $c = 15.739(3)$ Å, $\alpha = 75.21(3)$, $\beta = 85.22(3)$, $\gamma = 60.12(3)^\circ$

15.148(100), 4.191(5), 3.833(7), 3.139(5), 3.068(7), 2.996(18), 2.780(14), 1.831(9)

Type material is deposited in the mineralogical collections of the Canadian Museum of Nature, P.O. Box 3443, Station D, Ottawa, Ontario K1P 6P4, Canada, catalogue number CMNMC 87262

*Author for correspondence: Marco Pasero, Email: marco.pasero@unipi.it

Cite this article: Miyawaki R., Hatert F., Pasero M. and Mills S.J. (2019) New minerals and nomenclature modifications approved in 2019. *Mineralogical Magazine* 83, 757–761. <https://doi.org/10.1180/mgm.2019.58>

How to cite: McDonald A.M. and Chao G.Y. (2019) Kodamaite, IMA 2018-134. CNMNC Newsletter No. 51; *Mineralogical Magazine*, 83, doi: 10.1180/mgm.2019.58

IMA No. 2019-003

Tetrahedrite-(Hg)

$\text{Cu}_6(\text{Cu}_4\text{Hg}_2)\text{Sb}_4\text{S}_{13}$

Buca della Vena mine, Stazzema (LU), Apuan Alps, Tuscany, Italy (43°59'55"N, 10°18'37"E – holotype); Jedová hora deposit, Neřežín, Hořovice, Beroun District, Central Bohemian Region, Czech Republic (49°47'27"N, 13°53'17"E – cotype); Rožňava deposit, Košice Region, Slovakia (cotype) Cristian Biagioni*, Jiří Sejkora, Silvia Musetti, Dalibor Velebil and Marco Pasero

*E-mail: cristian.biagioni@unipi.it

Tetrahedrite group

Cubic; $\bar{I}43m$; structure determined

$a = 10.5057(8)$ Å

4.29(w), 3.716(w), 3.035(vs), 2.806(w), 2.626(w), 2.476(w), 1.860(m), 1.584(mw)

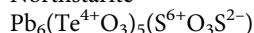
Type material is deposited in the mineralogical collections of the Museo di Storia Naturale, Università di Pisa, Via Roma 79, Calci (PI), Italy, catalogue number 19895 (Buca della

Vena), and the Department of Mineralogy and Petrology, National Museum, Prague, Czech Republic, catalogue numbers PIN9961 (Jedová hora) and PIN33538 (Rožňava)

How to cite: Biagioni C., Sejkora J., Musetti S., Velebil D. and Pasero M. (2019) Tetrahedrite-(Hg), IMA 2019-003. CNMNC Newsletter No. 51; *Mineralogical Magazine*, **83**, doi: 10.1180/mgm.2019.58

IMA No. 2019-031

Northstarite



North Star mine, Mammoth, Tintic district, Juab Co., Utah, USA (39°55'14"N, 112°06'24"W)

Anthony R. Kampf*, Robert M. Housley and George R. Rossman

*E-mail: akampf@nhm.org

New structure type

Hexagonal: $P6_3$; structure determined

$a = 10.253(1)$, $c = 11.6747(8)$ Å

5.12(21), 3.098(100), 2.957(74), 2.140(44), 1.940(13), 1.733(41), 1.706(18), 1.626(31)

Type material is deposited in the mineralogical collections of the Natural History Museum of Los Angeles County, 900 Exposition Boulevard, Los Angeles, CA 90007, USA, catalogue number 67291

How to cite: Kampf A.R., Housley R.M. and Rossman G.R. (2019) Northstarite, IMA 2019-031. CNMNC Newsletter No. 51; *Mineralogical Magazine*, **83**, doi: 10.1180/mgm.2019.58

IMA No. 2019-032

Fulbrightite



Packrat mine, near Gateway, Mesa Co., Colorado, USA (38°38'51.28"N, 109°02'49.77"W)

Anthony R. Kampf*, Mark A. Cooper, Barbara P. Nash, Joe Marty and Paul M. Adams

*E-mail: akampf@nhm.org

The arsenate analogue of sincosite

Triclinic: $P1$; structure determined

$a = 6.434(8)$, $b = 6.480(8)$, $c = 6.718(8)$ Å, $\alpha = 107.90(6)$, $\beta = 94.06(4)$, $\gamma = 90.06(3)^\circ$

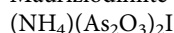
6.51(52), 3.221(100), 3.085(16), 2.893(15), 2.823(12), 2.277(23), 1.619(20), 1.450(21)

Cotype material is deposited in the mineralogical collections of the Natural History Museum of Los Angeles County, 900 Exposition Boulevard, Los Angeles, CA 90007, USA, catalogue numbers 64513, 65555 and 65559

How to cite: Kampf A.R., Cooper M.A., Nash B.P., Marty J. and Adams P.M. (2019) Fulbrightite, IMA 2019-032. CNMNC Newsletter No. 51; *Mineralogical Magazine*, **83**, doi: 10.1180/mgm.2019.58

IMA No. 2019-036

Mauriziodiniite



Torrecillas mine, Salar Grande, Iquique Province, Tarapacá Region, Chile (20°58'13"S, 70°8'17"W)

Anthony R. Kampf*, Barbara P. Nash and Arturo A. Molina Donoso

*E-mail: akampf@nhm.org

Chemically and structurally related to lucabindiite

Hexagonal: $P6/mmm$; structure determined

$a = 5.289(2)$, $c = 9.317(2)$ Å

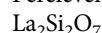
9.35(29), 4.644(19), 3.269(100), 2.644(71), 2.554(42), 1.846(20), 1.623(27), 1.524(36)

Type material is deposited in the mineralogical collections of the Natural History Museum of Los Angeles County, 900 Exposition Boulevard, Los Angeles, CA 90007, USA, catalogue number 67365

How to cite: Kampf A.R., Nash B.P. and Molina Donoso A.A. (2019) Mauriziodiniite, IMA 2019-036. CNMNC Newsletter No. 51; *Mineralogical Magazine*, **83**, doi: 10.1180/mgm.2019.58

IMA No. 2019-037

Perclveite-(La)



Mochalin Log REE deposit, 14 km N of the city of Kyshtym, Chelyabinsk Oblast', South Urals, Russia (55°48'42"N, 60°33'46"E)

Anatoly V. Kasatkin*, Natalia V. Zubkova, Igor V. Pekov, Nikita V. Chukanov, Radek Škoda, Atali A. Agakhanov, Dmitriy I. Belakovskiy, Jakub Plášil and Aleksey M. Kuznetsov

*E-mail: anatoly.kasatkin@gmail.com

The La-dominant analogue of perclveite-(Ce)

Tetragonal: $P4_1$; structure determined

$a = 6.8482(3)$, $c = 24.855(1)$ Å

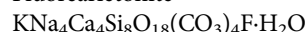
4.194(18), 3.564(16), 3.349(16), 3.157(100), 3.043(22), 2.934(39), 2.893(29), 2.864(21)

Type material is deposited in the collections of the Fersman Mineralogical Museum, Russian Academy of Sciences, Leninskiy Prospekt 18-2, Moscow 119071, Russia, registration number 5362/1

How to cite: Kasatkin A.V., Zubkova N.V., Pekov I.V., Chukanov N.V., Škoda R., Agakhanov A.A., Belakovskiy D.I., Plášil J. and Kuznetsov A.M. (2019) Perclveite-(La), IMA 2019-037. CNMNC Newsletter No. 51; *Mineralogical Magazine*, **83**, doi: 10.1180/mgm.2019.58

IMA No. 2019-038

Fluorcarletonite



Severny district, Maly Murun syenite massif, NW Aldan Shield, Siberia, Russia (58°20'15"N, 119°04'44"E)

Ekaterina V. Kaneva*, Tatiana A. Radomskaya, Ludmila F. Suvorova and Mikhail A. Mitichkin

*E-mail: kev604@mail.ru

The F-dominant analogue of carletonite

Tetragonal: $P4/mbn$; structure determined

$a = 13.219(1)$, $c = 16.707(2)$ Å

16.92(22), 8.417(76), 4.190(100), 3.358(20), 2.917(28), 2.790(27), 2.758(20), 2.393(22)

Type material is deposited in the collections of the Sidorov State Mineralogical Museum, 83 Lermontov str., Irkutsk 664074, Russia, catalogue number 12/1764

How to cite: Kaneva E.V., Radomskaya T.A., Suvorova L.F. and Mitichkin M.A. (2019) Fluorcarletonite, IMA 2019-038. CNMNC Newsletter No. 51; *Mineralogical Magazine*, **83**, doi: 10.1180/mgm.2019.58

IMA No. 2019-039

[Undisclosed name]

Ni_2P

Daba-Siwaqa metamorphic complex, Transjordan Plateau, Jordan (31°21'52"N, 36°10'55"E)

Sergey N. Britvin*, Mikhail N. Murashko, Yevgeny Vapnik, Anatoly N. Zaitsev, Vladimir V. Shilovskikh, Evgeny A. Vasiliev, Maria G. Krzhizhanovskaya and Natalia S. Vlasenko

*E-mail: sbritvin@gmail.com

A dimorph with transjordanite

Orthorhombic: *Pnma*; structure determined

$a = 5.8020(7)$, $b = 3.5933(4)$, $c = 6.7558(8)$ Å

2.265(100), 2.201(16), 2.142(55), 2.100(35), 1.909(21), 1.860(15), 1.811(19), 1.796(31)

Type material is deposited in the collections of the Fersman Mineralogical Museum, Russian Academy of Sciences, Leninskiy Prospekt 18-2, Moscow 119071, Russia, registration number 5408/1

How to cite: Britvin S.N., Murashko M.N., Vapnik Y., Zaitsev A.N., Shilovskikh V.V., Vasiliev E.A., Krzhizhanovskaya M.G. and Vlasenko N.S. (2019) IMA 2019-039. CNMNC Newsletter No. 51; *Mineralogical Magazine*, **83**, doi: 10.1180/mgm.2019.58

IMA No. 2019-040

Viteite

Pd_5InAs

Borehole 1818 (depth 36.1 m), Monchetundra layered intrusion, Kola Peninsula, Russia (67°52'24"N, 32°47'10"E)

Anna Vymazalová*, František Laufek, Tatiana L. Grokhovskaya and Chris J. Stanley

*E-mail: anna.vymazalova@geology.cz

Known synthetic analogue

Tetragonal: *P4/mmm*

$a = 3.99$, $c = 6.98$ Å

2.614(15), 2.328(45), 2.193(100), 1.993(33), 1.409(15), 1.313(14), 1.251(17), 1.186(25)

Type material is deposited in the mineralogical collections of the Department of Earth Sciences, Natural History Museum, London SW7 5BD, UK, catalogue number BM 2019,4

How to cite: Vymazalová A., Laufek F., Grokhovskaya T.L. and Stanley C.J. (2019) Viteite, IMA 2019-040. CNMNC Newsletter No. 51; *Mineralogical Magazine*, **83**, doi: 10.1180/mgm.2019.58

IMA No. 2019-042

Radekškodaite-(Ce)

$(\text{CaCe}_5)(\text{Al}_4\text{Fe}^{2+})[\text{Si}_2\text{O}_7][\text{SiO}_4]_5\text{O}(\text{OH})_3$

Mochalin Log REE deposit, 14 km N of the city of Kyshtym, Chelyabinsk Oblast', South Urals, Russia (55°48'42"N, 60°33'46"E)

Anatoly V. Kasatkin*, Natalia V. Zubkova, Igor V. Pekov, Nikita V. Chukanov, Radek Škoda, Fabrizio Nestola, Atali A. Agakhanov, Dmitriy I. Belakovskiy and Aleksey M. Kuznetsov

*E-mail: anatoly.kasatkin@gmail.com

The Ce analogue of radekškodaite-(La)

Monoclinic: *P2₁/m*; structure determined

$a = 8.9702(4)$, $b = 5.7044(2)$, $c = 25.164(1)$ Å, $\beta = 116.766(6)^\circ$
22.5(38), 8.08(42), 4.640(76), 3.528(99), 3.031(100), 2.844(46), 2.654(87), 2.073(37)

Type material is deposited in the collections of the Fersman Mineralogical Museum, Russian Academy of Sciences,

Leninskiy Prospekt 18-2, Moscow 119071, Russia, registration number 5363/1

How to cite: Kasatkin A.V., Zubkova N.V., Pekov I.V., Chukanov N.V., Škoda R., Nestola F., Agakhanov A.A., Belakovskiy D.I. and Kuznetsov A.M. (2019) Radekškodaite-(Ce), IMA 2019-042. CNMNC Newsletter No. 51; *Mineralogical Magazine*, **83**, doi: 10.1180/mgm.2019.58

IMA No. 2019-043

Roterbärite

PdCuBiSe_3

Roter Bär mine, NE part of the St. Andreasberg polymetallic vein district, Harz Mountains, Germany

Anna Vymazalová*, Alexandre Raphael Cabral, František Laufek, Wilfried Ließmann, Chris J. Stanley and Bernd Lehmann

*E-mail: anna.vymazalova@geology.cz

Known synthetic analogue

Orthorhombic: *P2₁2₁2₁*

$a = 5.00$, $b = 7.99$, $c = 13.59$ Å

6.795(38), 3.359(97), 3.123(100), 3.043(75), 2.812(73), 2.389(39), 2.248(37), 1.921(70)

Type material is deposited in the mineralogical collections of the Geosammlung, Technische Universität Clausthal, Adolph-Roemer-Straße 2A, D-38678 Clausthal-Zellerfeld, Germany

How to cite: Vymazalová A., Cabral A.R., Laufek F., Ließmann W., Stanley C.J. and Lehmann B. (2019) Roterbärite, IMA 2019-043. CNMNC Newsletter No. 51; *Mineralogical Magazine*, **83**, doi: 10.1180/mgm.2019.58

IMA No. 2019-044

Liudongshengite

$\text{Zn}_4\text{Cr}_2(\text{OH})_{12}(\text{CO}_3)\cdot 3\text{H}_2\text{O}$

79 mine, Chilito, Hayden area, Banner District, Dripping Spring Mountains, Gila Co., Arizona, USA (33°3'50"N, 110°48'54"W)

Hexiong Yang*, Ronald B. Gibbs, Cody Schwenk, Xiande Xie, Xiangping Gu, Robert T. Downs, Stanley H. Evans and Zak Jibrin

*E-mail: hyang@email.arizona.edu

The Cr analogue of zaccagnaite

Trigonal: *R $\bar{3}$ m*; structure determined

$a = 3.1111(4)$, $c = 22.682(3)$ Å

7.53(46), 3.77(64), 2.68(19), 2.62(100), 2.31(83), 1.952(48), 1.555(42), 1.523(32)

Type material is deposited in the collections of the University of Arizona Mineral Museum, 601 E University Blvd, Tucson, AZ 85719, USA, catalogue # 22043 (holotype), and the RRUFF Project, deposition # R180016 (cotype)

How to cite: Yang H., Gibbs R.B., Schwenk C., Xie X., Gu X., Downs R.T., Evans S.H. and Jibrin Z. (2019) Liudongshengite, IMA 2019-044. CNMNC Newsletter No. 51; *Mineralogical Magazine*, **83**, doi: 10.1180/mgm.2019.58

IMA No. 2017-082a

Vittinkiite

$\text{MnMn}_3\text{MnSi}_5\text{O}_{15}$

Vittinki iron mines, Isokyrö, Ostrobothnia region (Pohjanmaa), Finland

Nadezhda V. Shchipalkina*, Igor V. Pekov, Nikita V. Chukanov, Natalia V. Zubkova, Dmitry I. Belakovskiy, Sergey N. Britvin and Natalia N. Koshlyakova

*E-mail: estel58@yandex.ru

Rhodonite group

Triclinic: $P\bar{1}$; structure determined

$a = 6.6980(3)$, $b = 7.6203(3)$, $c = 11.8473(5)$ Å, $\alpha = 105.663(3)^\circ$,
 $\beta = 92.400(3)$, $\gamma = 94.309(3)^\circ$
 3.332(42), 3.138(61), 3.077(28), 2.987(29), 2.958(79), 2.935
 (95), 2.749(100), 2.655(28)

Type material is deposited in the collections of the Fersman Mineralogical Museum, Russian Academy of Sciences, Leninskiy Prospekt 18-2, Moscow 119071, Russia, registration number 15061

How to cite: Shchipalkina N.V., Pekov I.V., Chukanov N.V., Zubkova N.V., Belakovskiy D.I., Britvin S.N. and Koshlyakova N.N. (2019) Vittinkiite, IMA 2017-082a. CNMNC Newsletter No. 51; *Mineralogical Magazine*, **83**, doi: 10.1180/mgm.2019.58

IMA No. 2018-130a

Windmountainite

$\square\text{Fe}_2^{3+}\text{Mg}_2\text{Si}_8\text{O}_{20}(\text{OH})_2 \cdot 8\text{H}_2\text{O}$

Wind Mountain, Otero Co., New Mexico, USA (32°1'31"N, 105°30'55"W)

Derek D. Leung* and Andrew M. McDonald

*E-mail: dleung@laurentian.ca

Palygorskite group

Monoclinic: $C2/m$; structure determined

$a = 13.759(3)$, $b = 17.911(4)$, $c = 5.274(1)$ Å, $\beta = 106.44(3)^\circ$
 10.592(100), 5.453(16), 4.484(19), 4.173(28), 3.319(53), 3.271
 (13), 2.652(30), 2.530(27)

Type material is deposited in the mineralogical collections of the Canadian Museum of Nature, P.O. Box 3443, Station D, Ottawa, Ontario K1P 6P4, Canada, catalogue number CMNMC 87260

How to cite: Leung D.D. and McDonald A.M. (2019) Windmountainite, IMA 2018-130a. CNMNC Newsletter No. 51; *Mineralogical Magazine*, **83**, doi: 10.1180/mgm.2019.58

NEW MINERAL PROPOSALS APPROVED IN SEPTEMBER 2019

IMA No. 2019-041

Kreiterite

$\text{CsLi}_2\text{Fe}^{3+}\text{Si}_4\text{O}_{10}\text{F}_2$

Moraine of the Darai-Pioz glacier, Alai mountain range, Tien-Shan, Rashtskiy district, Tajikistan (39°30'N, 70°40'E)

Atali A. Agakhanov*, Leonid A. Pautov, Igor V. Pekov, Vladimir Y. Karpenko, Oleg I. Siidra, Elena Sokolova, Frank C. Hawthorne, Abdulhak R. Faiziev, Anatoly V. Kasatkin, Inna M. Kulikova and Vyacheslav A. Muftakhov

*E-mail: atali99@mail.ru

Mica group

Monoclinic: $C2/m$, $C2$ or Cm

$a = 5.240(2)$, $b = 9.054(4)$, $c = 10.761(4)$ Å, $\beta = 99.58(4)^\circ$
 4.49(31), 3.70(47), 3.45(36), 3.00(34), 2.610(72), 2.583(100),
 2.241(38), 2.190(67)

Type material is deposited in the collections of the Fersman Mineralogical Museum, Russian Academy of Sciences, Leninskiy Prospekt 18-2, Moscow 119071, Russia, registration number 4935/1

How to cite: Agakhanov A.A., Pautov L.A., Pekov I.V., Karpenko V.Y., Siidra O.I., Sokolova E., Hawthorne F.C., Faiziev A.R., Kasatkin A.V., Kulikova I.M. and Muftakhov V.A. (2019) Kreiterite, IMA 2019-041. CNMNC Newsletter

No. 51; *Mineralogical Magazine*, **83**, doi: 10.1180/mgm.2019.58

IMA No. 2019-046

Johnkoivulaite

$\text{Cs}[\text{Be}_2\text{B}]\text{Mg}_2\text{Si}_6\text{O}_{18}$

Pein Pyit area, Mogok region, Myanmar (22°58'33.92"N, 96°33'41.75"E)

Aaron C. Palke*, Lawrence M. Henling, Chi Ma, George R. Rossman, Ziyin Sun, Nathan Renfro, Kyaw Thu, Nay Myo, Patcharee Wongrawang and Vararut Weeramonkhonlert
 *E-mail: apalke@gia.edu

Beryl group

Hexagonal: $P6/mcc$; structure determined

$a = 9.469(2)$, $c = 9.033(2)$ Å
 3.268(100), 3.099(19), 3.036(43), 2.932(41), 2.733(14), 1.789
 (14), 1.741(14), 1.664(12)

Type material is deposited in the mineralogical collections of the Gemological Museum, Gemological Institute of America, 5355 Armada Drive, Carlsbad, CA 92008, USA, catalogue number 41653

How to cite: Palke A.C., Henling L.M., Ma C., Rossman G.R., Sun Z., Renfro N., Thu K., Myo N., Wongrawang P. and Weeramonkhonlert V. (2019) Johnkoivulaite, IMA 2019-046. CNMNC Newsletter No. 51; *Mineralogical Magazine*, **83**, doi: 10.1180/mgm.2019.58

IMA No. 2019-047

Oxybismutomicrolite

$(\text{Bi}_{1.33}\square_{0.67})_{\Sigma 2}\text{Ta}_2\text{O}_6\text{O}$

Solnechnaya ("Sunny") pegmatite vein, Malkhan pegmatite field, Krasnochikoykiy District, Zabaykalskiy Krai, Central Transbaikalia, Russia (50°38'50"N, 109°55'07"E)

Anatoly V. Kasatkin*, Sergey N. Britvin, Igor S. Peretyazhko, Nikita V. Chukanov, Radek Škoda and Atali A. Agakhanov
 *E-mail: anatoly.kasatkin@gmail.com

Pyrochlore supergroup

Cubic: $Fd\bar{3}m$; structure determined

$a = 10.475(1)$ Å
 6.051(12), 3.160(10), 3.026(100), 2.621(32), 1.854(33), 1.581
 (27), 1.514(7), 1.203(7)

Type material is deposited in the collections of the Fersman Mineralogical Museum, Russian Academy of Sciences, Leninskiy Prospekt 18-2, Moscow 119071, Russia, registration number 5409/1

How to cite: Kasatkin A.V., Britvin S.N., Peretyazhko I.S., Chukanov N.V., Škoda R. and Agakhanov A.A. (2019) Oxybismutomicrolite, IMA 2019-047. CNMNC Newsletter No. 51; *Mineralogical Magazine*, **83**, doi: 10.1180/mgm.2019.58

IMA No. 2019-048

Kingsgateite

$\text{ZrMo}_2^{3+}\text{O}_7(\text{OH})_2 \cdot 2\text{H}_2\text{O}$

Dumps of the Old 25 Pipe, Kingsgate, Gough Co., New South Wales, Australia (29°48'50"S, 51°58'26"E)

Peter Elliott* and Anthony R. Kampf

*E-mail: peter.elliott@adelaide.edu.au

Known synthetic analogue

Tetragonal: $I4_1cd$; structure determined

$a = 11.463(2)$, $c = 12.584(3)$ Å

5.734(70), 4.227(52), 3.626(44), 3.134(100), 2.606(19), 2.481(17), 1.911(25), 1.810(18)

Type material is deposited in the mineralogical collections of the South Australian Museum, North Terrace, Adelaide, South Australia 5000, Australia, registration number G34800
How to cite: Elliott P. and Kampf A.R. (2019) Kingsgateite, IMA 2019-048. CNMNC Newsletter No. 51; *Mineralogical Magazine*, **83**, doi: 10.1180/mgm.2019.58

IMA No. 2019-049

Lauraniite

$\text{Cu}_6\text{Cd}_2(\text{SO}_4)_2(\text{OH})_{12}\cdot 5\text{H}_2\text{O}$

Laurani Mine, Laurani District, Aroma Province, La Paz Department, Bolivia (17°22'51"S, 67°46'30"W)

Peter Elliott* and Anthony R. Kampf

*E-mail: peter.elliott@adelaide.edu.au

New structure type

Monoclinic: $P2_1/c$; structure determined

$a = 7.320(1)$, $b = 25.424(5)$, $c = 11.283(2)$ Å, $\beta = 91.62(3)^\circ$
7.34(100), 7.04(35), 3.626(52), 2.819(25), 2.774(34), 2.648(30), 2.581(37), 2.255(24)

Type material is deposited in the mineralogical collections of the South Australian Museum, North Terrace, Adelaide, South Australia 5000, Australia, registration number G34801
How to cite: Elliott P. and Kampf A.R. (2019) Lauraniite, IMA 2019-049. CNMNC Newsletter No. 51; *Mineralogical Magazine*, **83**, doi: 10.1180/mgm.2019.58

**NOMENCLATURE/CLASSIFICATION PROPOSALS APPROVED
IN JULY 2019**

Voting proposal 19-D: Discreditation of oboyerite

Proposal 19-D is accepted, and the mineral oboyerite, first described in 1979, is discredited. This substance is formed by at least two distinct phases, including the lead-tellurium oxysalt minerals ottoite and plumbotellurite.