

Weed Management-Major Crops

Cite this article: Johnson EN, Wang Z, Geddes CM, Coles K, Hamman B, Beres BL (2018) Pyroxasulfone is effective for management of *Bromus* spp. in winter wheat in western Canada. *Weed Technol* 32:739–748. doi: 10.1017/wet.2018.70

Received: 14 December 2017

Revised: 11 June 2018

Accepted: 31 July 2018

Associate Editor:

Mark VanGessel, University of Delaware

Nomenclature:

Flucarbazone; flumioxazin; pyroxasulfone; pyroxulam; thiencazabone; downy brome, *Bromus tectorum* L. BROTE; Japanese brome, *Bromus japonicus* Thunb. BROJA; winter wheat, *Triticum aestivum* L.

Key words:

ALS inhibitor-resistance; herbicide efficacy; herbicide rotation; herbicide timing

Author for correspondence:

Brian L. Beres, Agriculture and Agri-Food Canada, Lethbridge Research and Development Centre, 5403 1st Avenue South, Lethbridge, Alberta, Canada T1J 4B1. (E-mail: brian.beres@canada.ca)

© Weed Science Society of America, 2018. This is an Open Access article, distributed under the terms of the Creative Commons Attribution licence (<http://creativecommons.org/licenses/by/4.0/>), which permits unrestricted reuse, distribution, and reproduction in any medium, provided the original work is properly cited.



Pyroxasulfone Is Effective for Management of *Bromus* spp. in Winter Wheat in Western Canada

Eric N. Johnson¹, Zhijie Wang², Charles M. Geddes³, Ken Coles⁴, Bill Hamman⁵ and Brian L. Beres⁶

¹Research Officer, Department of Plant Sciences, University of Saskatchewan, Saskatoon, Saskatchewan, Canada, ²Research Associate, Agriculture and Agri-Food Canada, Lethbridge Research and Development Centre, Lethbridge, Alberta, Canada, ³Research Scientist, Agriculture and Agri-Food Canada, Lethbridge Research and Development Centre, Lethbridge, Alberta, Canada, ⁴General Manager, Farming Smarter, Lethbridge, Alberta, Canada, ⁵President, Hamman Ag Research Inc., Lethbridge, Alberta, Canada and ⁶Research Scientist, Agriculture and Agri-Food Canada, Lethbridge Research and Development Centre, Lethbridge, Alberta, Canada

Abstract

In response to concerns about acetolactate synthase (ALS) inhibitor-resistant weeds in wheat production systems, we explored the efficacy of managing *Bromus* spp., downy and Japanese bromes, in a winter wheat system using alternative herbicide treatments applied in either fall or spring. Trials were established at Lethbridge and Kipp, Alberta, and Scott, Saskatchewan, Canada over three growing seasons (2012–2014) to compare the efficacy of pyroxasulfone (a soil-applied very-long-chain fatty acid elongase inhibitor; WSSA Group 15) and flumioxazin (a protoporphyrinogen oxidase inhibitor; WSSA Group 14) against industry-standard ALS-inhibiting herbicides for downy and Japanese brome control. Winter wheat injury from herbicide application was minor, with the exception of flucarbazone application at Scott. *Bromus* spp. control was greatest with pyroxulam and all herbicide treatments containing pyroxasulfone. Downy and Japanese bromes were controlled least by thiencazabone and flumioxazin, respectively, whereas *Bromus* spp. had intermediate responses to the other herbicides tested. Herbicides applied in fall resulted in reduced winter wheat yield relative to the spring applications. Overall, pyroxasulfone or pyroxulam provided the most efficacious *Bromus* spp. control compared with the other herbicides and consistently maintained optimal winter wheat yields. Therefore, pyroxasulfone could facilitate management of *Bromus* spp. resistant to ALS inhibitors in winter wheat in the southern growing regions of western Canada. Improved weed control and delayed herbicide resistance may be achieved when pyroxasulfone is applied in combination with flumioxazin.

Introduction

Winter wheat has higher yield potential than spring wheat in the Canadian prairies; however, several agronomic and marketing obstacles limit its widespread adoption by producers. The greatest impediment to expansion of winter wheat production is the execution of specialized agronomic practices to ensure winter survival, which is affected by many climatic and management factors. In addition to cultivar winter hardiness, seeding date and seeding rate can have a large influence on overwinter survival of winter cereals (Fowler 1982). Successful winter wheat production in the Canadian prairies generally requires direct seeding of cold-hardy cultivars into standing stubble in late summer. Over the winter the stubble catches snow, which provides sufficient insulation to moderate soil temperatures and enhance winter wheat survival (Fowler 2012). From 2014 to 2017, the average area seeded to winter wheat in the Canadian prairies was 260,000 ha, with a 99% survival rate based on harvested area (Statistics Canada 2018). Thus, agronomic practices have been successful for improving overwinter survival in this region; however, widespread production of winter wheat continues to be limited by the condensed time frame between previous crop harvest and subsequent planting of winter wheat for optimal crop establishment.

Winter wheat is competitive with summer annual weeds (Beres et al. 2010a, 2010b); however, the potential exists for winter annual weeds to compete aggressively with the crop (Blackshaw 1993). In western Canada, downy brome and Japanese brome are two weed species that can interfere with winter wheat (Blackshaw 1994). Both *Bromus* spp. became more prevalent in the southern Canadian prairies in the 1980s, primarily because of increased emphasis on winter cereal production and producer adoption of zero tillage (Douglas et al. 1990).

The most recent mid-season weed surveys conducted in Alberta ranked downy brome as the 35th most abundant species in annual crops (Leeson et al. 2010), whereas annual brome species were ranked 38th in Saskatchewan (Leeson 2016).

Japanese and downy bromes are self-pollinated winter annual grasses, germinating in late fall and overwintering as semi-dormant seedlings or rosettes (Beck 2016); however, some germination may occur in early spring (Upadhyaya et al. 1986). The ability of these two *Bromus* species to survive freezing winter temperatures is similar to or exceeds the hardiest winter wheat cultivars (O'Connor et al. 1991). Both species flower in late May and are prolific seed producers, often producing between 38,000 and 94,000 seeds m^{-2} (Beck 2016). Stahlman and Miller (1990) reported that downy brome at densities of 24, 40, and 65 plants m^{-2} reduced winter wheat yields by 10%, 15%, and 20%, respectively. Yield loss in winter wheat was two to five times higher when downy brome emerged within 3 wk of winter wheat emergence, compared with downy brome that emerged 6 wk after wheat emergence (Blackshaw 1993). Little information is available on yield losses from Japanese brome interference in winter wheat; however, Li et al. (2016) reported an economic threshold of four to five plants m^{-2} in wheat in China. Geier and Stahlman (1996) reported that Japanese brome was more sensitive to sulfoxymuron than downy brome, indicating that these species may differ in their tolerance to herbicide. Winter annual *Bromus* spp. management is critical to assure winter survival of winter wheat and adequate stand densities in the subsequent spring (Miller et al. 2013).

Integrated weed management (IWM) is defined as a holistic approach to weed management that integrates weed control practices such as increasing seeding rates, competitive cultivars, fertilizer placement, and varied seeding dates to provide the crop with a competitive advantage over weeds (Harker and O'Donovan 2013). Herbicide stewardship, including herbicide rotation and tank-mixing, can be a key component of an IWM program, as repeated herbicide application with the same site of action can select for herbicide-resistant biotypes (Beckie and Harker 2017). Currently, two acetolactate synthase (ALS)-inhibiting herbicides, pyroxsulam and thiencazuron, are registered for Japanese brome control (Anonymous 2015). Pyroxsulam is also registered for downy brome control when applied in fall or for downy brome suppression with spring application. Fall application of pyroxsulam, sulfoxymuron, propoxycarbazon, or propoxycarbazon plus mesosulfuron provided better downy brome control in winter wheat than spring applications in two separate studies conducted in Kansas, USA (Geier et al. 2011; Reddy et al. 2013). Repeated ALS inhibitor use has selected for ALS inhibitor-resistant biotypes of downy brome (Kumar and Jha 2017); thus, the need for identification of alternate herbicide sites of action is critical. Pyroxsulfone, a very-long-chain fatty acid elongase (VLCFAE) inhibitor (Tanetani et al. 2009), is labeled for downy brome control in the US Pacific Northwest (Lyon et al. 2015). In western Canada, pyroxsulfone has demonstrated activity on wild oat (*Avena fatua* L.) (Tidemann et al. 2014) but has not been evaluated on *Bromus* spp. in this environment. Flumioxazin is a protoporphyrinogen oxidase (PPO) inhibitor that also can have activity on *Bromus* spp. when applied alone or in combination with pyroxsulfone (Lyon et al. 2013); however, the use of flumioxazin for *Bromus* spp. management has not been evaluated in the Canadian prairies.

The objectives of this study were to test the efficacy of (1) ALS-inhibiting herbicides applied POST in fall or spring, and

(2) alternative herbicide sites of action (PPO and/or VLCFAE inhibitors) applied preplant in fall for control of downy and Japanese brome in winter wheat production systems.

Materials and Methods

Site Description, Experimental Design, and Site Management

This research consisted of two experiments placed side by side with the same treatments. For ease of identification, downy brome was seeded in the first experiment, whereas Japanese brome was seeded in the second experiment. Experimental sites were established at two locations in Alberta (AB), Canada, near Lethbridge (49.68°N, 112.75°W) and Kipp (49.73°N, 113.0°W), and one location in Saskatchewan (SK), Canada, near Scott (52.28°N, 108.95°W), over three growing seasons (2012 to 2014). All sites were rainfed. The key soil parameters at each site are summarized in Table 1. A randomized complete block design with four replications was used for both experiments. Individual plot size was 6 m by 1.45 m at Lethbridge and Kipp, and 5 m by 2 m at Scott.

Seven herbicide treatments were applied in both experiments: pyroxsulam, thiencazuron, flumioxazin, pyroxsulfone (two rates), a tank-mixture of flumioxazin plus pyroxsulfone, and two formulations of flucarbazone (WDG, water-dispersible granule; SC, suspension concentrate). The SC formulation of flucarbazone contains a safener, cloquintocet-mexyl, which may reduce potential for crop phytotoxicity. To evaluate the effect of herbicide application timing, pyroxsulam, both flucarbazone formulations, and thiencazuron were applied POST in fall (late September/early October) or in spring (two- to three-leaf stage). Pyroxsulfone alone (two rates), flumioxazin, and a tank-mix combination of pyroxsulfone and flumioxazin were applied preplant (surface-applied 3 to 5 d prior to seeding). A nontreated

Table 1. Summary of experiment establishment and soil parameters 2012–2014.

Location-Year	Latitude/Longitude	Seeding date	SOM ^a	pH	Soil texture
Kipp, AB	49.73°N/113.0°W		2.5%	8.3	Sandy clay loam
2012		Sept. 9			
2013		Oct. 2			
2014		Sept. 29			
Lethbridge, AB	49.68°N/112.75°W		4.6%	8.0	Clay loam
2012		Sept. 16			
2013		Sept. 24			
2014		Oct. 1			
Scott, SK	52.28°N/108.95°W		2.9%	6.0	Clay loam
2012		Sept. 3			
2013		Sept. 12			
2014		Sept. 3			

^aAbbreviations: AB, Alberta; SK, Saskatchewan; SOM, soil organic matter.

Table 2. Herbicide treatment descriptions.

Common name	Trade name	Rate (g ai ha ⁻¹)	Concentration / Formulation ^a	Timing ^b	Adjuvant	Manufacturer
Pyroxulam	Simplicity TM	15	30 g/L OD	POST (fall or spring)	Merge @ 0.5% vol/vol	Dow AgroSciences, Indianapolis, IN www.dowagro.com/en-US
Flucarbazone	Everest [®] 70 WDG	30	70% WDG	POST (fall or spring)	NIS @ 0.25% vol/vol	Arysta LifeScience North America, LLC, Cary NC www.arysta-na.com
	Everest [®] 2.0 SC	30	419 g/L SC			
Thiencarbazone	Varro [®]	5	10 g/L SC	POST (fall or spring)	AgSurf @ 0.25% vol/vol	Bayer CropScience Inc., Calgary, AB www.cropscience.bayer.ca
Flumioxazin	Valtera [®]	88	51.1% WDG	Preplant	None	Valent Canada, Inc., Guelph, ON www.valent.ca
Pyroxasulfone	Zidua [®]	112 or 150	85% WDG	Preplant	None	BASF Canada Inc., Mississauga, ON www.basf.ca
Pyroxasulfone + flumioxazin	Fierce [®]	112 + 88	85% + 51.1% WDG	Preplant	None	Valent Canada, Inc., Guelph, ON www.valent.ca

^aAbbreviations for formulations are as follows: NIS, non-ionic surfactant; OD, oil dispersion; SC, suspension concentrate; WDG, water-dispersible granule.

^bPreplant: surface-applied 3 to 5 d prior to seeding; fall POST: applied in late September/early October; spring POST: applied at two- to three-leaf stage.

check was included. The treatment details are described in Table 2.

Winter wheat 'CDC Falcon' (Fowler 1999) was planted at 300 seeds m⁻² at a depth of 2.5 cm in 23- to 31-cm rows, which varied depending on the site. The winter wheat was direct-seeded into standing stubble using no-till plot seeders equipped with knife openers and on-row packing. The plots were seeded on undisturbed chem fallow at Scott and standing barley stubble at Kipp and Lethbridge. Glyphosate was applied to the experimental area at a rate of 900 g ae ha⁻¹ prior to seeding. Seeding dates for each site-year are summarized in Table 1. To supplement natural populations, downy and Japanese brome seeds were surface-broadcast prior to planting at a rate targeting 150 plants m⁻². The brome seeds were sourced from naturalized populations at the Kipp site. All plots received nitrogen, phosphorus, potassium, and sulfur fertilizers prior to seeding based on fall soil test results. Nitrogen was side-banded or mid-row banded at seeding time with P, K, and S applied in the seed row. Broadleaf weed control was achieved with a spring POST application of bromoxynil (Conquer[®], Nufarm, 2618 Hopewell Place NE #350, Calgary, AB, Canada T1Y 7J7) and pyrasulfatole (Infinity, Bayer Crop Science Inc., Suite 200, 160 Quarry Park Boulevard SE, Calgary, AB, Canada T2C 3G3) at respective rates of 170 and 30 g ai ha⁻¹ when the winter wheat was at the three- to four-leaf stage. All herbicides were applied with a sprayer calibrated to deliver a carrier volume of 100 L ha⁻¹ at 275 kPa pressure.

Winter wheat densities were recorded in fall (late October/early November). Two sampling areas (two rows by 1 m) were selected in each plot. The same two sampling areas were also used for spring (early May) destructive plant counts. *Bromus* spp. control and winter wheat herbicide injury were visually assessed 21 to 28 and 50 d after the spring POST herbicide applications, using a scale of 0 meaning no visual effect and 100 meaning complete plant death. Winter wheat head counts were taken on a one-row by 1-m area at the front and back of each plot near crop maturity. Winter wheat and *Bromus* spp. biomass were collected from two randomly selected quadrats (0.25 m² each) in the front and in the back of each plot just prior to crop maturity. Plant biomass was clipped at the soil surface, and winter wheat and *Bromus* spp. plants were separated. The numbers of culms of the *Bromus* spp. that produced at least a single spikelet were also counted at this time. Samples were dried at 60 C for 2 d, and dry

weight was determined. The entire plot was harvested with a plot combine, grain collected, dried to 13.5% moisture content, and weight recorded.

Statistical Analysis

Data analyses were conducted using the GLIMMIX procedure of SAS (Version 9.4, SAS Institute Inc., Cary, NC). The replication and site (location-by-year combinations) effects were considered random, whereas the treatment effect was considered fixed. The MIXED procedure was run first to generate an initial estimate of all covariance parameters. Then, these covariance parameters were used in a final analysis using the GLIMMIX procedure with the PARMs statement (SAS Institute 2013). Heterogeneity of variance was modeled using the RANDOM statement of the GLIMMIX procedure or REPEATED statement of the MIXED procedure with group option set to year. The COVTEST statement of the GLIMMIX procedure was introduced to conduct likelihood ratio significant tests (variance estimate is different from 0) for covariance parameters. A Gaussian error distribution was applied to the PROC GLIMMIX portion of this analysis. For analysis of percentage control of *Bromus* spp. and percentage injury of winter wheat, one GLIMMIX procedure was run with a beta error distribution and default logit link function using the parameterization defined previously. The ilink option was used with the LSMEANS statement for all PROC GLIMMIX analyses with a non-Gaussian error distribution to trigger an inverse link function to back-transform the means to their original data scale. Visual injury ratings are presented only for the downy brome experiment, as the results for the Japanese brome experiment were similar. For all analyses, least significant differences (at $\alpha = 0.05$) are presented with least-square means as a measure of precision and to compare mean difference.

A grouping methodology was used to explore system responses and variability of winter wheat yield and *Bromus* spp. biomass as described by Francis and Kannenberg (1978). The mean and coefficient of variation (CV) were estimated for each treatment combination across years and replications. Means were plotted against CV for each herbicide treatment and used to categorize the biplot data into four quadrants/groups, which included high mean grain yield/brome biomass with low variability (Group I), high mean grain yield/brome biomass with high

variability (Group II), low mean grain yield/brome biomass with high variability (Group III), and low mean grain yield/brome biomass with low variability (Group IV).

Results and Discussion

Climatic Conditions

Mean monthly temperatures were near the 30-yr long-term average at all sites (Figure 1). The only notable deviation from this trend was in 2011 to 2012, during which the winter was warmer than the long-term average at all sites. Precipitation accumulation patterns were also near normal except for higher rainfall for the months of June in all 3 yr at Lethbridge and Kipp, AB, and the first 2 yr at Scott, SK. Generally, maximum water consumption in winter wheat occurs in June and July (Alberta Agriculture and Forestry 2011); thus, the above-average precipitation in June probably benefited winter wheat growth in this region.

Winter Wheat Stand Density and Injury

Herbicide treatments did not markedly influence winter wheat stand density in fall or spring compared with the nontreated check (Tables 3 and 4). However, pairwise comparisons in the downy brome experiment revealed that pyroxsulam application resulted in lower plant densities than flucarbazone formulations (Table 3).

Additionally, thien carbazole and pyroxasulfone plus flumioxazin treatments resulted in lower fall and spring densities than pyroxasulfone applied alone at the highest rate (150 g ai ha⁻¹). This was not consistent with the results in the Japanese brome experiment, in which pairwise comparisons indicated no significant differences between treatments. Despite significant plant stand differences in the downy brome experiment, the magnitude of the difference was less than 5%; thus, the reduction would be of little biological significance, as spring plant densities exceeding 200 plants m⁻² are sufficient for optimum winter wheat yields (Beres et al. 2010a). Lower winter wheat head densities were recorded in the nontreated checks, probably because of weed competition, but there was no difference between herbicides in either experiment (Tables 3 and 4).

Almost all herbicide treatments displayed some level of winter wheat injury (1% to 15%) at all site-years when assessed 21 to 28 d after the spring POST application (Table 5). At Scott in 2012 and 2013, the injury assessment at 50 d after herbicide application was higher (up to 16%) compared to the assessment at 21 to 28 d (less than 5%). Injury ratings of 10% or more were recorded at Scott with fall applications of pyroxsulam (2013), fall- and spring-applied flucarbazone WDG (2012), fall-applied flucarbazone SC (2012, 2013), and fall-applied thien carbazole (2012) (Table 5). The reason for the higher injury recorded at Scott is not fully understood; however, Scott is generally a harsher environment for winter wheat production than Lethbridge or Kipp. Winter air temperatures at Scott are generally lower than Lethbridge, with

Table 3. Responses of winter wheat plant stand, head density, biomass, and grain yield to herbicide treatments in the downy brome experiment.

Herbicide treatment ^a	Application timing	Plant stand		Head density	Biomass	Grain yield
		Fall	Spring			
		----- No. of plants m ⁻² -----			kg ha ⁻¹	Mg ha ⁻¹
Nontreated check		178	222	643	1,573	5.35
Pyroxsulam	Fall POST	174	227	706	1,592	5.37
Pyroxsulam	Spring POST	183	225	731	1,681	5.51
Flucarbazone (WDG)	Fall POST	186	221	667	1,541	5.23
Flucarbazone (WDG)	Spring POST	189	229	708	1,645	5.42
Flucarbazone (SC)	Fall POST	190	228	688	1,570	5.14
Flucarbazone (SC)	Spring POST	187	220	696	1,620	5.53
Thien carbazole	Fall POST	190	220	705	1,559	5.31
Thien carbazole	Spring POST	186	219	730	1,593	5.52
Flumioxazin	Preplant	177	214	676	1,624	5.56
Pyroxasulfone 112	Preplant	178	218	688	1,596	5.47
Pyroxasulfone 150	Preplant	184	228	683	1,623	5.46
Pyroxasulfone + Flumioxazin	Preplant	169	209	687	1,621	5.41
LSD _{0.05}		14	15	52	128	0.36
Contrasts (P values)						
Fall POST versus Spring POST		0.480	0.387	0.104	0.032	0.027
Nontreated check versus Herbicide		0.382	0.889	0.006	0.497	0.662

^aAbbreviations for formulations are as follows: SC, suspension concentrate; WDG, water-dispersible granule.

Table 4. Responses of winter wheat plant stand, head density, biomass, and grain yield to herbicide treatments in the Japanese brome experiment.

Herbicide treatment ^a	Application timing	Plant stand		Head density	Biomass	Grain yield
		Fall	Spring			
		No. of plants m ⁻²				
Nontreated check		178	218	680	1,639	5.43
Pyroxsulam	Fall POST	183	220	721	1,632	5.53
Pyroxsulam	Spring POST	187	222	729	1,716	5.71
Flucarbazone (WDG)	Fall POST	193	226	706	1,621	5.28
Flucarbazone (WDG)	Spring POST	175	229	732	1,693	5.55
Flucarbazone (SC)	Fall POST	185	226	759	1,719	5.46
Flucarbazone (SC)	Spring POST	184	215	698	1,669	5.67
Thiencarbazon	Fall POST	181	226	730	1,681	5.62
Thiencarbazon	Spring POST	187	223	752	1,757	5.76
Flumioxazin	Preplant	185	223	713	1,737	5.80
Pyroxasulfone 112	Preplant	177	216	723	1,736	5.85
Pyroxasulfone 150	Preplant	171	232	709	1,721	5.74
Pyroxasulfone + Flumioxazin	Preplant	174	221	712	1,671	5.63
LSD _{0.05}		14	17	51	106	0.33
Contrasts (P values)						
Fall POST versus Spring POST		0.247	0.656	0.554	0.253	0.026
Nontreated check versus Herbicide		0.435	0.384	0.022	0.149	0.105

^aAbbreviations: Pyroxasulfone 112, pyroxasulfone applied at 112 g ai ha⁻¹; Pyroxasulfone 150, pyroxasulfone applied at 150 g ai ha⁻¹; SC, suspension concentrate; WDG, water-dispersible granule.

both locations receiving similar winter snowfall levels (Figure 1). Winterkill risk assessment models indicate that Scott is three times more likely to experience winter injury than Lethbridge (Savdie et al. 1991). Thus, the harsher winter environment at Scott could have reduced the crop's ability to tolerate herbicides. Despite slightly higher injury at Scott in 2012 and 2013, overall injury at other sites was acceptable. No injury was observed with pyroxasulfone, even at rates as high as 150 g ai ha⁻¹. Our results were consistent with those of Hulting et al. (2012) and Sadasivaiah et al. (2004), who noted that pyroxasulfone applied at a rate of 150 g ai ha⁻¹ resulted in less than 8% injury in winter wheat. Also, Soltani et al. (2016) reported that flumioxazin did not injure winter wheat when applied 1 to 4 wk prior to planting in early September; however, they noted some injury with later applications and seeding dates.

Downy Brome Control

Herbicides containing pyroxsulam and pyroxasulfone provided greater than 70% and 80% control, respectively, when assessed at both 21 to 28 and 50 d after the spring POST application (Figure 2). In addition, these herbicides reduced downy brome biomass and seed-producing culms by 85% and 67% to 87%, respectively, compared with the nontreated check. All other treatments provided between 50% and 70% control of downy brome, with the exception of fall-applied thiencarbazon, which

provided less than 50% control. Flucarbazone treatments reduced downy brome biomass by 60% to 65%, whereas all other treatments reduced biomass by less than 55%. Flucarbazone (SC formulation), thiencarbazon, and flumioxazin treatments did not reduce the number of downy brome seed-producing culms compared to the nontreated check. These results were similar to those of Kumar et al. (2017), who reported that a spring POST application of pyroxsulam provided 61% control of downy brome, whereas pyroxasulfone at rates of 89 g ai ha⁻¹ and higher resulted in better than 80% control, depending on rate, application timing, and formulation. Based on orthogonal contrasts, application timing of the ALS-inhibiting herbicides did not affect downy brome control rating, biomass, or number of seed-producing culms (unpublished data). This is contrary to the findings of Geier et al. (2011), who reported higher levels of downy brome control when pyroxsulam, sulfosulfuron, propoxycarbazon, or propoxycarbazon plus mesosulfuron were applied in fall compared with spring.

The biplot of downy brome biomass and corresponding CV indicated that the pyroxasulfone plus flumioxazin treatment resulted in the lowest mean and variation in biomass (Group IV) (Figure 3). Pyroxasulfone applied alone resulted in low biomass but much higher variation. Pyroxsulam applied in the fall or spring, both formulations of flucarbazone applied in the spring, and flumioxazin also resulted in below-average biomass and variation. Both formulations of flucarbazone applied in the fall,

Table 5. Visual winter wheat injury from herbicide treatments assessed 21 to 28, and 50 d after spring POST herbicide application in the downy brome experiment.

Herbicide ^a	Application timing	Assessment timing (d)	Kipp			Lethbridge			Scott						
			2012 ^b	2013 ^b	2014 ^b	2012 ^b	2013 ^b	2014 ^c	2012 ^c	2013 ^c	2014 ^c	Mean ^c			
												% Visible injury			
Pyroxasulam	Fall POST	21–28	1	0	0	0	0	2	(1.1) ^d	3	(1.5) ^d	7	(3.1) ^d	1	(0.7) ^d
		50		0	0	0	0		9	(2.7)	12	(3.2)	0	11	(2.1)
	Spring POST	21–28	3	1	4	0	0	2	(1.0)	3	(1.7)	0	(0.3)	2	(0.9)
		50		0	0	0	0		5	(1.9)	0	(0.1)	0	0	(0.9)
Flucarbazone WDG	Fall POST	21–28	1	1	3	5	0	3	(1.3)	3	(1.6)	8	(3.5)	3	(1.3)
		50		0	0	0	0		15	(3.5)	9	(2.6)	0	11	(2.2)
	Spring POST	21–28	0	0	3	0	0	1	(0.6)	1	(0.8)	1	(0.4)	1	(0.5)
		50		0	0	0	0		10	(2.8)	0	(0.5)	0	2	(1.3)
Flucarbazone SC	Fall POST	21–28	1	2	1	5	0	2	(1.0)	4	(2.0)	11	(4.7)	4	(1.7)
		50		0	0	0	0		12	(3.1)	16	(3.7)	0	14	(2.4)
	Spring POST	21–28	2	1	1	0	1	2	(1.0)	1	(0.6)	2	(1.1)	2	(0.9)
		50		0	0	0	0		5	(1.9)	0	(0.5)	0	2	(0.9)
Thiencarbazone	Fall POST	21–28	2	1	3	0	0	1	(0.5)	6	(2.8)	6	(2.9)	2	(1.0)
		50		0	0	0	0		12	(3.1)	9	(2.6)	0	10	(2.0)
	Spring POST	21–28	0	1	1	0	0	1	(0.7)	1	(0.5)	1	(0.4)	1	(0.4)
		50		0	0	0	0		3	(1.4)	0	(0.1)	0	0	(0.7)
Flumioxazin	Preplant	21–28	2	0	0	0	0	2	(0.9)	2	(1.1)	1	(0.8)	1	(0.6)
		50		0	0	0	0		2	(1.3)	1	(0.8)	0	2	(0.7)
Pyroxasulfone 112	Preplant	21–28	2	3	1	10	0	3	(1.4)	1	(0.8)	1	(0.4)	2	(1.2)
		50		0	0	0	0		2	(1.1)	0	(0.1)	0	0	(0.5)
Pyroxasulfone 150	Preplant	21–28	2	0	1	10	0	4	(1.6)	1	(0.5)	2	(1.0)	2	(1.1)
		50		0	0	0	0		0	(0.6)	0	(0.1)	0	0	(0.3)
Pyroxasulfone + Flumioxazin	Preplant	21–28	2	3	0	15	0	3	(1.5)	2	(1.0)	2	(0.9)	3	(1.5)
		50		0	0	0	0		3	(1.5)	1	(0.8)	0	2	(0.8)

^aAbbreviations: Pyroxasulfone 112, pyroxasulfone applied at 112 g ai ha⁻¹; Pyroxasulfone 150, pyroxasulfone applied at 150 g ai ha⁻¹; SC, suspension concentrate; WDG, water-dispersible granule.

^bSimple weighted means derived from Excel.

^cMeans estimated from analysis of variance for individual sites or all sites.

^dParentetical values are the standard error of the back-transformed means.

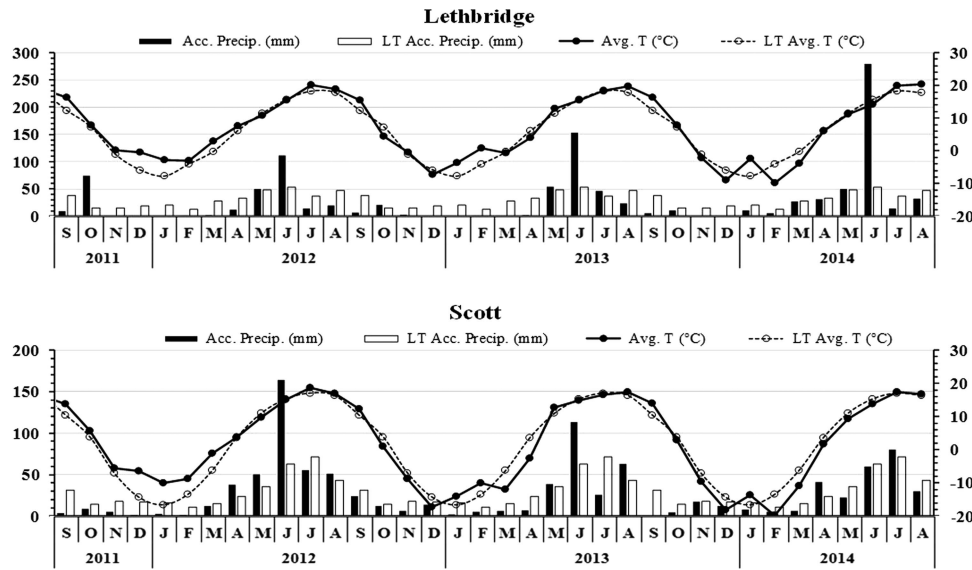


Figure 1. Monthly accumulated precipitation and mean temperature at Lethbridge, Alberta and Scott, Saskatchewan during the experimental period. Climatic conditions at Kipp and Lethbridge were considered similar, and for this reason only climatic conditions in Lethbridge and Scott were summarized. Abbreviations: Acc. Precip, monthly accumulated precipitation during the experimental period; LT Acc. Precip., long-term (30-yr) average accumulated precipitation; Avg. T, monthly averaged temperature during the experimental period; LT Avg. T., long-term (30-yr) average temperature.

and thienkarbazone applied in the fall or spring, resulted in above-average biomass and below-average variation.

Japanese Brome Control

Herbicide treatments containing pyroxasulfone and fall applications of pyroxulam and flucarbazone provided greater than 90% Japanese brome control at 21 to 28 d after POST applications (Figure 4). Thienkarbazone, flumioxazin, and spring applications of pyroxulam and flucarbazone provided 70% to 78% control. At 50 d after POST applications, all treatments resulted in greater than 90% control, with the exception of flumioxazin (73% control). All treatments provided at least 87% Japanese brome biomass reduction, except flumioxazin, for which biomass was reduced 72%. There was no difference among the herbicides in the number of seed-producing culms, with treatments reducing culms by 73% to 99%, compared to the nontreated check.

Biplot analysis indicated that most treatments resulted in low weed biomass and variation (Group IV), with the exceptions of

flumioxazin (high biomass and variation) and spring-applied thienkarbazone (low biomass, high variation) (Figure 5). Thus, spring-applied thienkarbazone provided less consistent control of Japanese brome than the other treatments.

Winter Wheat Biomass and Grain Yield

In the downy brome experiment, winter wheat biomass and grain yield did not differ between the treated and nontreated plots; however, these parameters did respond to the timing of POST herbicide application (Tables 3 and 4). Winter wheat biomass and grain yield were reduced when pyroxulam, flucarbazone (both formulations), and thienkarbazone were applied in the fall compared with the spring (Tables 3 and 4). Despite significant differences, the magnitude of these differences was small. Spring application resulted in 0.69 Mg ha⁻¹ and 0.23 Mg ha⁻¹ higher biomass and grain yield, respectively, which is less than a 5% difference in both cases (unpublished data). Application timing did not affect winter wheat biomass in the Japanese brome

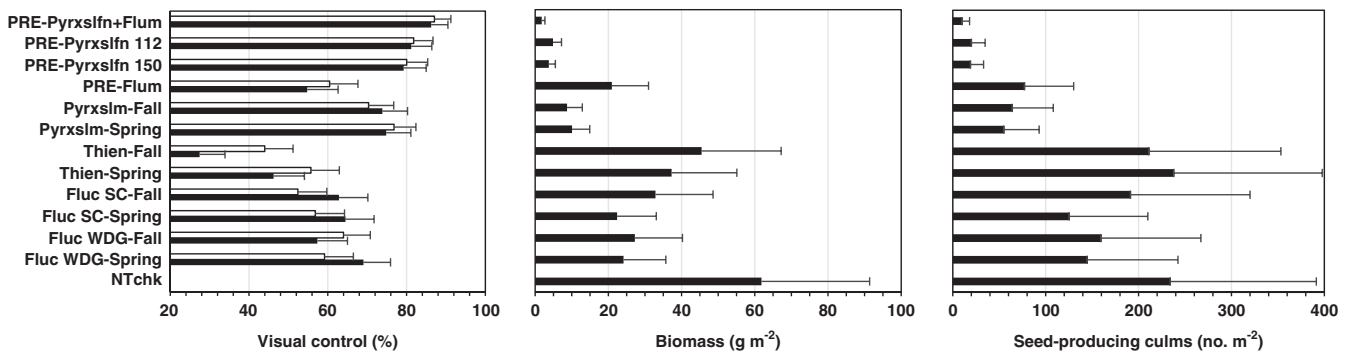


Figure 2. Back-transformed mean responses to herbicide treatments for downy brome. For brome control, solid and empty bars are respective means for assessments conducted at 21 to 28 and 50 d after spring POST herbicide application. Error bars indicate the standard error of the respective means. Abbreviations: PPF, preplant fall application; Pyrxml+Flum, pyroxasulfone and flumioxazin tank-mix; Pyrxml 112 g, pyroxasulfone applied at 112 g ai ha⁻¹; Pyrxml 150 g, pyroxasulfone applied at 150 g ai ha⁻¹; Flum, flumioxazin applied at 88 g ai ha⁻¹. Pyrxml-Fall, pyroxulam applied in fall; Pyrxml-Spring, pyroxulam applied in spring; Thien-Fall, thienkarbazone applied in fall; Thien-Spring, thienkarbazone applied in spring; Fluc SC-Fall, flucarbazone (SC) applied in fall; Fluc SC-Spring, flucarbazone (SC) applied in spring; Fluc WDG-Fall, flucarbazone (WDG) applied in fall; Fluc WDG-Spring, flucarbazone (WDG) applied in spring. NT check, nontreated check. SC, suspension concentrate; WDG, water-dispersible granule.

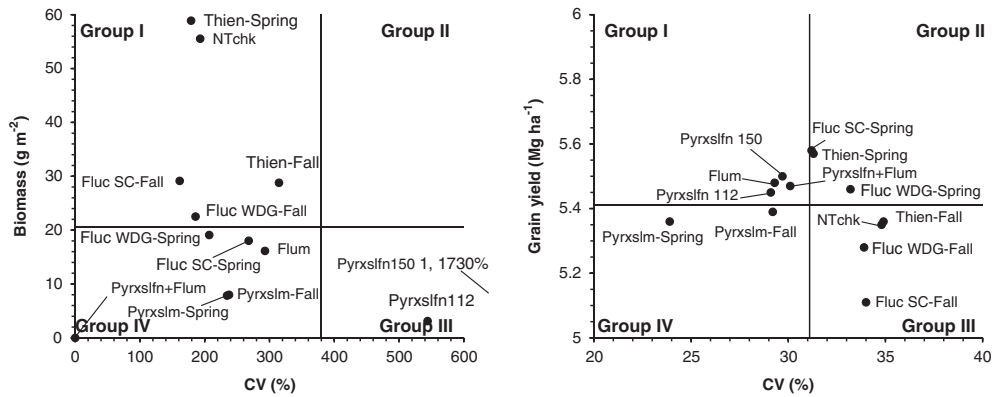


Figure 3. Biplots summarizing means versus corresponding coefficient of variation (CV) for weed biomass (left) and winter wheat grain yield (right) in downy brome experiment. The four groups are characterized by high mean brome biomass and low CV (Group I); high mean brome biomass and high CV (Group II); low mean brome biomass and high CV (Group III); and low mean brome biomass and low CV (Group IV). Abbreviations: Pyrxslfn + Flum, pyroxasulfone and flumioxazin tank-mix; Pyrxslfn112 g, pyroxasulfone applied at 112 g ai ha⁻¹; Pyrxslfn 150 g, pyroxasulfone applied at 150 g ai ha⁻¹; Flum, flumioxazin applied at 88 g ai ha⁻¹. Pyrxslm-Fall, pyroxsulam applied in fall; Pyrxslm-Spring, pyroxsulam applied in spring; Thien-Fall, thien carbazole applied in fall; Thien-Spring, thien carbazole applied in spring; Fluc SC-Fall, flucarbazone (SC) applied in fall; Fluc SC-Spring, flucarbazone (SC) applied in spring; Fluc WDG-Fall, flucarbazone (WDG) applied in fall; Fluc WDG-Spring, flucarbazone (WDG) applied in spring. NTchk, nontreated check. SC, suspension concentrate; WDG, water-dispersible granules. All of the pyroxasulfone and flumioxazin treatments were applied prior to planting.

experiment; however, it did result in a similar yield advantage (0.2 Mg ha⁻¹) for fall application compared with spring.

In the downy brome experiment, the biplot indicated that fall-applied flucarbazone, fall-applied thien carbazole, and the nontreated check were categorized as low-yield and high-yield variation (Group III) (Figure 3). Spring-applied pyroxsulam resulted in the lowest yield variation, with treatments containing pyroxasulfone demonstrating high yield and low variation as well. In the Japanese brome experiment, spring-applied pyroxsulam and treatments containing pyroxasulfone resulted in above-average yield and below-average variation (Figure 5). Spring-applied flucarbazone resulted in slightly below-average yields with variation similar to the spring pyroxsulam- and pyroxasulfone-containing treatments. Flumioxazin and spring-applied thien carbazole provided yields similar to spring-applied pyroxsulam and the pyroxasulfone-containing treatments, with slightly above-average variation. Fall application of thien carbazole, pyroxsulam, and flucarbazone formulations resulted in slightly below-average yields with above-average variation.

The lack of difference in winter wheat yield (averaged among sites) between the treated and nontreated plots in both experiments was probably due to low weed densities in our studies and an asynchrony between weed and crop emergence (Blackshaw

1993; Reddy et al. 2013; Stahlman and Miller 1990). Blackshaw (1993) concluded that at densities of 50 to 400 plants m⁻², downy brome caused two to five times greater reductions in yield when it emerged within 3 wk after winter wheat than when it emerged 6 wk after wheat. We did not record weed densities; however, the downy brome biomass recorded in our nontreated checks were similar to the biomass recorded by Blackshaw (1993) at densities of less than 50 downy brome plants m⁻². In addition, the mean numbers of seed-producing culms in our nontreated checks were 235 and 133 m⁻² for downy and Japanese brome, respectively (Figures 2 and 3). Hulbert (1955) reported that the number of culms per downy brome plant increased from 1.9 to 13.3 as plant density decreased from 1,970 to 60 plants m⁻²; thus, the densities in our studies were relatively low. Stahlman and Miller (1990) reported that downy brome densities of less than 40 plants m⁻² resulted in less than 15% reduction in winter wheat yield; however, densities as high as 100 plants m⁻² did not reduce yields if downy brome emerged 21 d after the crop.

Almost all herbicide treatments and timing combinations resulted in some level of winter wheat injury. The highest injury was caused by flucarbazone applied in the fall at Scott. Winter wheat injury (Table 5) was similar to the results of Wiersma et al. (2003), who noted up to 16% injury in eight hard spring wheat cultivars

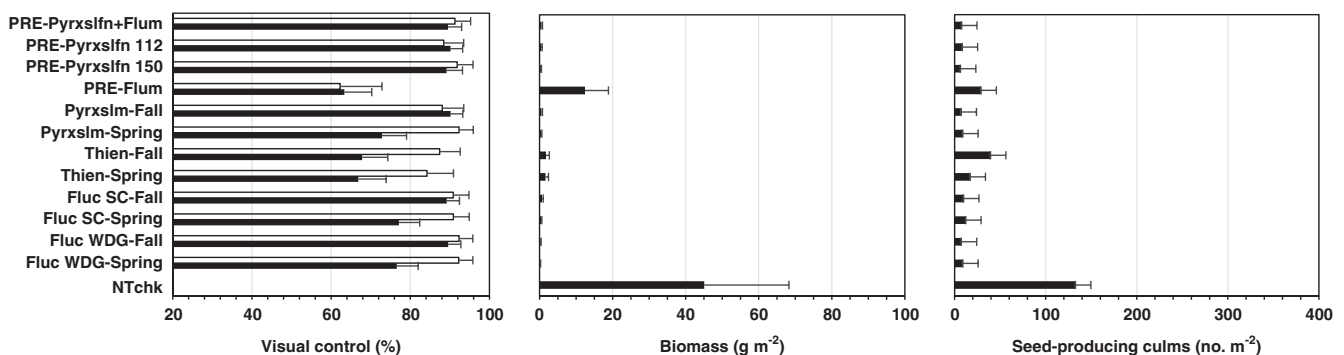


Figure 4. Back-transformed mean responses to herbicide treatments for Japanese brome. For brome control, solid and empty bars are respective means for assessments conducted at 21 to 28 and 50 d after spring POST herbicide application. Error bars indicate the standard error of the respective means. Abbreviations: PPF, preplant fall application. Pyrxslfn + Flum, pyroxasulfone and flumioxazin tank-mix; Pyrxslfn112 g, pyroxasulfone applied at 112 g ai ha⁻¹; Pyrxslfn 150 g, pyroxasulfone applied at 150 g ai ha⁻¹; Flum, flumioxazin applied at 88 g ai ha⁻¹. Pyrxslm-Fall, pyroxsulam applied in fall; Pyrxslm-Spring, pyroxsulam applied in spring; Thien-Fall, thien carbazole applied in fall; Thien-Spring, thien carbazole applied in spring; Fluc SC-Fall, flucarbazone (SC) applied in fall; Fluc SC-Spring, flucarbazone (SC) applied in spring; Fluc WDG-Fall, flucarbazone (WDG) applied in fall; Fluc WDG-Spring, flucarbazone (WDG) applied in spring. NT check, nontreated check. SC, suspension concentrate; WDG, water-dispersible granule.

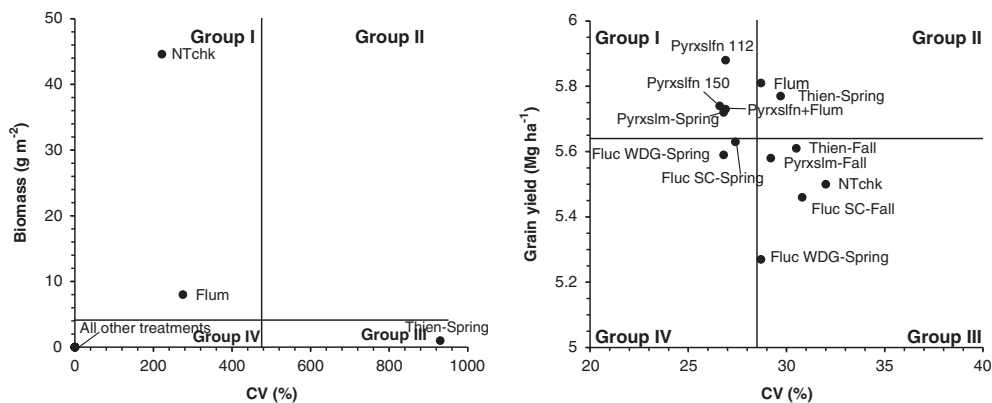


Figure 5. Biplots summarizing means versus corresponding coefficient of variation (CV) for weed biomass (left) and winter wheat grain yield (right) in Japanese brome experiment. The four groups are characterized by high mean brome biomass and low CV (Group I); high mean brome biomass and high CV (Group II); low mean brome biomass and high CV (Group III); and low mean brome biomass and low CV (Group IV). Abbreviations: Pyrxslfn + Flum, pyrooxasulfone and flumioxazin tank-mix; Pyrxslfn112 g, pyrooxasulfone applied at 112 g ai ha⁻¹; Pyrxslfn 150 g, pyrooxasulfone applied at 150 g ai ha⁻¹; Flum, flumioxazin applied at 88 g ai ha⁻¹; Pyrxslm-Fall, pyrooxasulfone applied in fall; Pyrxslm-Spring, pyrooxasulfone applied in spring; Thien-Fall, thien carbazole applied in fall; Thien-Spring, thien carbazole applied in spring; Fluc SC-Fall, flucarbazone (SC) applied in fall; Fluc SC-Spring, flucarbazone (SC) applied in spring; Fluc WDG-Fall, flucarbazone (WDG) applied in fall; Fluc WDG-Spring, flucarbazone (WDG) applied in spring. NTchk, nontreated check. SC, suspension concentrate; WDG, water-dispersible granule. All of the pyrooxasulfone and flumioxazin treatments were applied prior to planting.

tested with twice the labeled rate of flucarbazone. In the present study, the injury from fall-applied flucarbazone did not result in yield reductions compared with other treatments as a result of the ability of winter wheat to recover over the growing season.

In terms of weed control, pyrooxasulfone- and pyrooxasulfone-containing herbicides provided consistent control of downy brome, whereas most of the herbicides were effective on Japanese brome. These results are consistent with Sebastian et al. (2016) and Geier and Stahlman (1996), who reported higher sensitivity of Japanese brome than downy brome to both imazapic and indaziflam, and sulfosulfuron, respectively. Pyrooxasulfone and treatments containing pyrooxasulfone resulted in greater than a 65% reduction in downy brome seed-producing culms, indicating a potential reduction in seed return. Sebastian et al. (2017) reported that downy brome biomass and the soil seed bank recovered within 1 to 2 yr after glyphosate treatments were terminated and suggested if downy brome were controlled consecutively for 4 to 5 yr, the soil seed bank could be dramatically reduced. Rinella et al. (2010) reported that seed production of Japanese brome was reduced by more than 95% when aminopyralid or picloram were applied at three different plant growth stages. All of the products tested in the present study were effective at reducing the number of Japanese brome seed-producing culms. Sequential applications of pyrooxasulfone applied PRE followed by imazamox or pyrooxasulfone applied POST provided higher levels of downy brome control than when the products were applied alone (Kumar et al. 2017). Thus, sequential applications of the efficacious preplant and POST herbicides evaluated in this study may reduce *Bromus* spp. seed production even further. The potential to manage seed return of *Bromus* spp. suggests long-term management implications from this study.

The efficacy of the pyrooxasulfone-containing treatments may assist in delaying ALS inhibitor-resistance in *Bromus* spp. ALS inhibitor-resistance has been identified in downy brome (Kumar and Jha, 2017); however, it has not yet been found in western Canada. Tank-mixing different herbicide sites of action is recommended for delaying the evolution of herbicide resistance (Beckie and Reboud 2009); thus, growers should consider applying pyrooxasulfone plus flumioxazin combined with cultural practices such as increased seeding rates, competitive cultivars, and banded fertilizer N (Beres et al. 2010a; Blackshaw 1994;

Harker and O'Donovan 2013) for management of *Bromus* spp. in winter wheat.

Pyrooxasulfone, pyrooxasulfone plus flumioxazin provided consistent, efficacious control of both Japanese and downy brome. Flucarbazone and thien carbazole also controlled Japanese brome, whereas flumioxazin provided suppression only. The present research suggests that alternative herbicide sites of action could augment management of *Bromus* spp. in western Canadian winter wheat production, and potentially also reduce selection pressure for ALS inhibitor-resistance if used judiciously in an IWM program.

Author ORCIDs. Charles M. Geddes, <https://orcid.org/0000-0001-8088-224X>; Brian L. Beres, <https://orcid.org/0000-0003-0952-0013>

Acknowledgments. This project was funded through AAFC's Growing Forward Program, Developing Innovative Agri-Products (DIAP), which matched funds provided by Ducks Unlimited Canada, Alberta Winter Wheat Producers Commission, Alberta Wheat Commission, Saskatchewan Winter Cereals Development Commission, and Winter Cereals Manitoba Inc. Expert technical support was provided by R. Dyck, S. Simmill, C. Gampe, M. Gretzinger, and a large regiment of summer students. No conflicts of interest have been declared.

References

- Alberta Agriculture and Forestry (2011) Irrigation Scheduling for Winter Wheat in Southern Alberta. Agdex 112/561-1. Alberta Agriculture and Forestry. [https://www1.agric.gov.ab.ca/\\$Department/deptdocs.nsf/all/agdex13535](https://www1.agric.gov.ab.ca/$Department/deptdocs.nsf/all/agdex13535). Accessed: October 14, 2018
- Anonymous (2015) Guide to Crop Protection. Regina, SK: Saskatchewan Ministry of Agriculture. 562 p
- Beck KG (2016) Downy brome (*Bromus tectorum*) and Japanese brome (*Bromus japonicus*) biology, ecology, and management. Literature Review. https://www.nwcb.wa.gov/pdfs/Downy_brome_and_Japanese_brome_literature_review_Colorado_DRMS_Dec_09.pdf. 57 p. Accessed: October 14, 2018
- Beckie HJ, Harker KN (2017) Our top 10 herbicide-resistant weed management practices. Pest Manage Sci 73:1045–1052
- Beckie HJ, Reboud X (2009) Selecting for weed resistance: herbicide rotation and mixture. Weed Technol 23:363–370
- Beres BL, Clayton GW, Harker KN, Stevenson CF, Blackshaw RE, Graf RJ (2010a) A sustainable management package to improve winter wheat production and competition with weeds. Agron J 102:649–657

- Beres BL, Harker KN, Clayton GW, Bremer E, Blackshaw RE, Graf RJ (2010b) Weed competitive ability of spring and winter cereals in the Northern Great Plains. *Weed Technol* 24:108–116
- Blackshaw RE (1993) Downy brome (*Bromus tectorum*) density and relative time of emergence affects interference in winter wheat (*Triticum aestivum*). *Weed Sci* 41:551–556
- Blackshaw RE (1994) Differential competitive ability of winter wheat cultivars against downy brome. *Agron J* 86:649–654
- Douglas B, Thomas A, Derksen D (1990) Downy brome (*Bromus tectorum*) invasion into southwestern Saskatchewan. *Can J Plant Sci* 70:1143–1151
- Fowler DB (1982) Date of seeding, fall growth, and winter survival of winter wheat and rye. *Agron J* 74:1060–1063
- Fowler DB (1999) CDC Falcon winter wheat. *Can J Plant Sci* 79:599–601
- Fowler DB (2012) Wheat production in the high winter stress climate of the great plains of North America—an experiment in crop adaptation. *Crop Sci* 52:11–20
- Francis TR, Kannenberg LW (1978) Yield stability studies in short-season maize. I: A descriptive method for grouping genotypes. *Can J Plant Sci* 58:1029–1034
- Geier PW, Stahlman PW (1996) Dose-responses of weeds and winter wheat (*Triticum aestivum*) to MON 37500. *Weed Technol* 10:870–875
- Geier PW, Stahlman PW, Peterson DE, Claassen MM (2011) Pyroxasulfone compared with competitive standards for efficacy in winter wheat. *Weed Technol* 25:316–321
- Harker KN, O'Donovan JT (2013) Recent weed control, weed management, and integrated weed management. *Weed Technol* 27:1–11
- Hulbert LC (1955) Ecological studies of *Bromus tectorum* and other annual bromegrasses. *Ecol Monogr* 25:181–213
- Hulting AG, Dauer JT, Hinds-Cook B, Curtis D, Koepke-Hill RM, Mallory-Smith C (2012) Management of Italian ryegrass (*Lolium perenne* ssp. *multiflorum*) in western Oregon with preemergence applications of pyroxasulfone in winter wheat. *Weed Technol* 26:230–235
- Kumar V, Jha P (2017) First report of Ser653Asn mutation endowing high-level resistance to imazamox in downy brome (*Bromus tectorum* L.). *Pest Manage Sci* 73:2585–2591
- Kumar V, Jha P, Jhala AJ (2017) Using pyroxasulfone for downy brome (*Bromus tectorum* L.) control in winter wheat. *Am J Plant Sci* 8:2367–2378
- Leeson J (2016) Saskatchewan weed survey of cereal, oilseed, and pulse crops in 2014 and 2015. *Weed Survey Series Publication 16-1*. Saskatoon, SK: Agriculture and Agri-Food Canada. 356 p
- Leeson JY, Kimmel N, Vadnais M (2010) Alberta weed survey: dryland 2010. *Weed Survey Series Publication 12-1*. Saskatoon, SK: Agriculture and Agri-Food Canada. 493 p
- Li Q, Du L, Yuan G, Guo W, Li W, Wang J (2016) Density effect and economic threshold of Japanese brome (*Bromus japonicus* Houtt.) in wheat. *Chil J Agri Res* 76:441–447
- Lyon D, Cowan B, Appel D, Rood R, and Wetzel H (2013) Downy brome control with Valor®SX, Fierce®, and Axiom® in winter wheat. <http://smallgrains.wsu.edu/2014-weed-control-reports/>. Accessed: October 14, 2018
- Lyon DJ, Hulting AG, Morishita DW, and Young FL (2015) Integrated management of downy brome in winter wheat. Pullman, WA: Pacific Northwest Extension. 6 p
- Miller ZJ, Menalled FD, Burrows M (2013) Winter annual grassy weeds increase over-winter mortality in autumn-sown wheat. *Weed Res* 53:102–109
- O'Connor BJ, Gusta LV, Paquette SP (1991) A comparison of the freezing tolerance of downy brome, Japanese brome and Norstar winter wheat. *Can J Plant Sci* 71:565–569
- Reddy S, Stahlman P, Geier P (2013) Downy brome (*Bromus tectorum* L.) and broadleaf weed control in winter wheat with acetolactate synthase-inhibiting herbicides. *Agronomy* 3:340–348
- Rinella MJ, Masters RA, Bellows SE (2010) Growth regulator herbicides prevent invasive annual grass seed production under field conditions. *Rangeland Eco Manag* 63:487–490
- Sadasivaiah RS, Perkovic SM, Pearson DC, Postman B, Beres BL (2004) Registration of AC Meena wheat. *Crop Sci* 44:697–698
- SAS Institute (2013) SAS/STAT 13.1 User's Guide. Cary, NC: SAS Institute Inc.
- Savdie I, Whitewood R, Raddatz R, Fowler D (1991) Potential for winter wheat production in western Canada: a CERES model winterkill risk assessment. *Can J Plant Sci* 71:21–30
- Sebastian DJ, Nissen SJ, De Souza Rodrigues J (2016) Pre-emergence control of six invasive winter annual grasses with imazapic and indaziflam. *Invas Plant Sci Mana* 9:308–316
- Sebastian DJ, Nissen SJ, Sebastian JR, Beck KG (2017) Seed bank depletion: the key to long-term downy brome (*Bromus tectorum* L.) management. *Rangeland Ecol Manage* 70:477–483
- Soltani N, Shropshire C, Sikkema PH (2016) Winter wheat (*Triticum aestivum*) response to flumioxazin soil residues from preceding dry bean (*Phaseolus vulgaris*) desiccation. *Can J Plant Sci* 96:790–795
- Stahlman PW, Miller SD (1990) Downy brome (*Bromus tectorum*) interference and economic thresholds in winter wheat (*Triticum aestivum*). *Weed Sci* 38:224–228
- Statistics Canada (2018) Estimated areas, yield, production, average farm price and total farm value of principal field crops, in metric and imperial units. Table: 32-10-0359-01. CANSIM [database]. <https://www150.statcan.gc.ca/t1/tbl1/en/tv.action?pid=3210035901>. Accessed: October 10, 2018
- Tanetani Y, Kaku K, Kawai K, Fujioka T, Shimizu T (2009) Action mechanism of a novel herbicide, pyroxasulfone. *Pestic Biochem Physiol* 95:47–55
- Tidemann BD, Hall LM, Johnson EN, Beckie HJ, Sapsford KL, Willenborg CJ, Raatz LL (2014) Additive efficacy of soil-applied pyroxasulfone and sulfentrazone combinations. *Can J Plant Sci* 94:1245–1253
- Upadhyaya MK, McIlvride D, Turkington R (1986) The biology of Canadian weeds: 75. *Bromus tectorum* L. *Can J Plant Sci* 66:689–709
- Wiersma JJ, Durgan BR, Martinson KB (2003) Hard red spring wheat (*Triticum aestivum*) tolerance to postemergence grass herbicides. *Weed Technol* 17:297–301