

EUVE and *VLA* Observations of the Eclipsing Pre-Cataclysmic Variable V471 Tauri

S. L. CULLY,^{1,2} J. DUPUIS,² T. RODRIGUEZ-BELL,¹ G. BASRI,³
O. H. W. SIEGMUND,^{1,2} J. LIM,⁴ AND S. M. WHITE⁵

¹ Experimental Astrophysics Group, Space Sciences Laboratory,
University of California, Berkeley, CA 94720-7450 USA

² Center for Extreme Ultraviolet Astrophysics, 2150 Kittredge Street,
University of California, Berkeley, CA 94720-5030 USA

³ Department of Astronomy, University of California Berkeley, CA 94720-3411 USA

⁴ Institute of Astronomy and Astrophysics, Academia Sinica PO Box 1-87,
Nankang, Taipei, Taiwan 115, ROC

⁵ Department of Astronomy, University of Maryland College Park, MD 20742 USA

We present observations of the eclipsing binary V471 Tauri by the *Extreme Ultraviolet Explorer* (*EUVE*) and the Very Large Array (*VLA*). The EUV spectrum is dominated by the continuum of the hot white dwarf and the time-averaged spectrum is fitted by a $33.1 \pm 0.5 \times 10^3$ K pure hydrogen white dwarf atmosphere assuming $\log g = 8.5$. An ISM hydrogen column density of $1.5 \pm 0.4 \times 10^{18}$ cm⁻² is required to explain the attenuation of the white dwarf spectrum thus setting the H I column in the line of sight of the Hyades cluster. The He II $\lambda 304$ Å line is in emission and varies over the orbital period of V471 Tauri following a sinusoidal modulation with the maximum reached when the K star is at inferior conjunction. Transient dips are detected at orbital phase -0.12 in the SW and MW spectrometers integrated lightcurves but are notably absent in the LW lightcurve indicating the occulting material is ionized. The *VLA* observation suggest the presence of a K star coronal magnetic loop between the two stars reconnecting with the white dwarf magnetic field. Such a structure could be the occulting source needed to explain the dips seen in the lightcurves of V471 Tauri in the EUV.

V471 Tauri is an astrophysically important eclipsing binary (K2V+DA2, $P = 12.5$ hr, $d = 50$ pc, 80° inclination) whose understanding is crucial for theories of binary stars evolution. We have observed V471 Tauri with the *EUVE* observatory with the goal of using the hot white dwarf component as a probe of the intra-system material to gain more insight on the nature of the interaction between the two components of the system. V471 Tauri was observed by *EUVE*, the *VLA* and 5 optical telescopes as part of a coordinated campaign from 1994 November 28–December 3 covering approximately 6 orbits of the system. We present light curves and spectra from the *VLA* and *EUVE* portions of the observation using the *EUVE* DS/S Lex/B (40 – 190 Å) and the *EUVE* SW (70 – 190 Å), MW (140 – 380 Å) and LW (280 – 760 Å) spectrometers.

A spectrum of V471 Tauri was acquired with the *EUVE* spectrometers from 1994 November 28 to December 2, with a total exposure time of about 100,000 s. We show in Figure 1 the time-averaged EUV photon flux spectrum of V471 Tauri made by combining the SW, MW, and LW spectra. In the top part of Figure 1, it is clear the spectral distribution (histogram) is characteristic of that of hot DA star. As expected, some emission lines are detected with He II $\lambda 304$ Å being the most prominent emission line. Superposed to the spectrum is a fit of pure hydrogen WD model spectra from Vennes (1992) accompanied with the 1, 2, and 3 σ contours in the bottom half of Figure 1. For this fit, $\log g$ is fixed to 8.5 in agreement with the determination of Vennes (1992; based

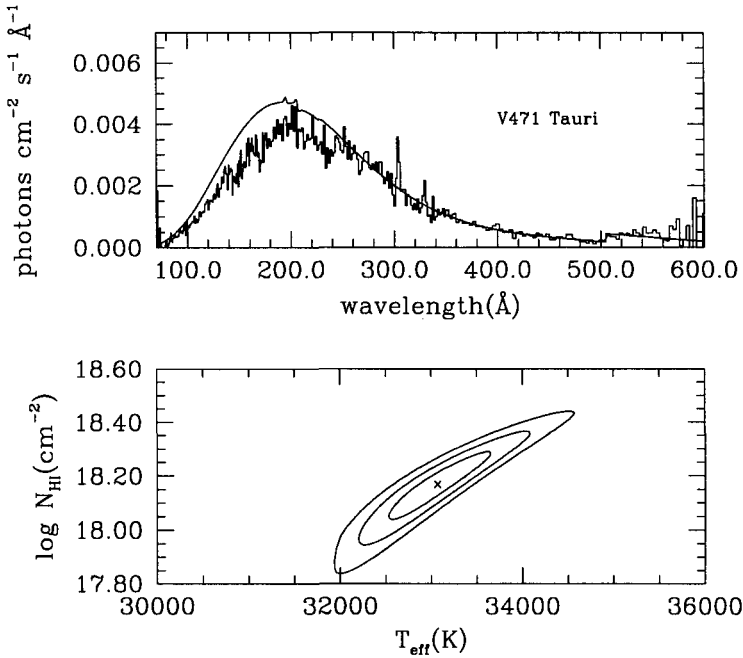


FIGURE 1. (a) Fluxed *EUVE* spectrum of V471 Tauri (histogram) and best fit pure hydrogen model white dwarf model spectrum with gravity fixed to $\log g = 8.5$. (b) Chi-square contours (1, 2, and 3 σ) for the 2-parameters fit (T_{eff} - $\log g$) shown in Figure 1a.

on *IUE* and *EXOSAT* data) and of Kidder (1991). We obtain an effective temperature of $33.1 \pm 0.5 \times 10^3 \text{K}$ and an H I interstellar column density of $1.5 \pm 0.4 \times 10^{18} \text{cm}^{-2}$ by fitting the spectrum in the 340–600 Å range. Note that the 504 Å photoionization edge of He I is detected from which we measure an ISM column density of $\sim 1.3 \times 10^{17} \text{cm}^{-2}$. Some of the discrepancies at shorter wavelengths are probably due to unaccounted opacities in the atmosphere of the white dwarf that could originate from accretion of material ejected from the K star during flares. Some of the stronger emission lines may be caused by other structures within the system.

In order to understand the origin of the He II $\lambda 304 \text{Å}$ emission, we have computed a lightcurve of this line taking special care to subtract the WD continuum. As shown in Figure 2, the lightcurve is then folded to the orbital period of the system with the hope of finding a correlation between the strength of the line and the orbital phase. The data shows a simple sinusoidal modulation consistent with the maximum emission occurring when the K star is at superior conjunction. An interpretation of this phenomenon is that the emission consists of reprocessed EUV radiation in the cool star hemisphere illuminated by the hot white dwarf (Thorstensen et al. 1978). This model also explains the variability in V471 Tauri's H α emission (Young, Skumanich, & Paylor 1988).

V471 Tauri was monitored simultaneously by the *EUVE* Deep Survey (DS) broadband photometer in the Lexan/Boron band (40–190 Å). We show in Figure 3 the DS light curve of the entire observation phased on the system orbital period and binned in intervals of 0.01ϕ . The data is dominated by the signal from the white dwarf which can be seen

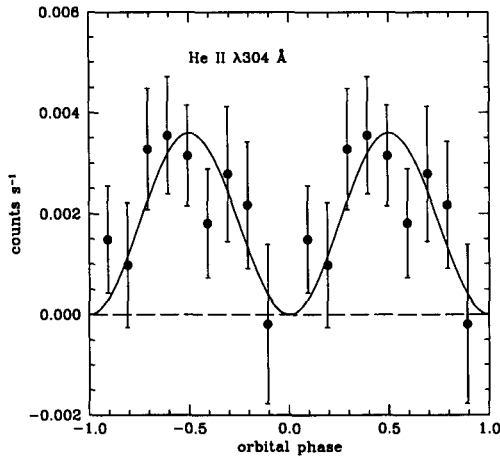


FIGURE 2. He II 304 Å phase binned light curve with fitted sinusoidal modulation

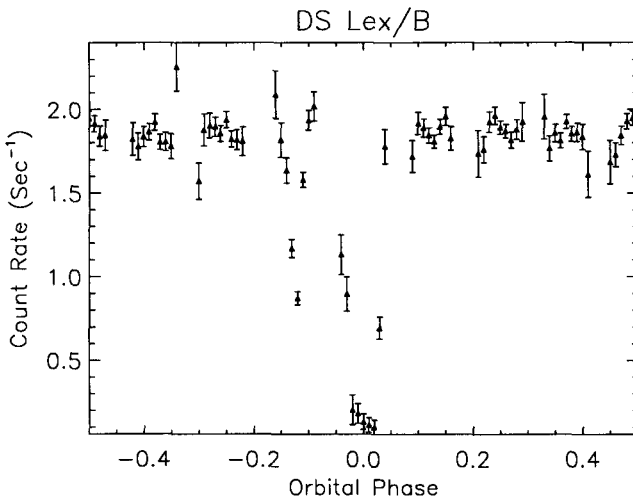


FIGURE 3. *EUVE* DS Lex/B (40 – 190 Å) phase binned light curve. Note dip at phase -0.12 .

in eclipse at phase 0.0. The width of the eclipse is approximately 0.066ϕ consistent with the optical eclipse and the K2V star radius of $0.85 R_{\odot}$ (Young & Nelson 1972). There is a small residual signal within the eclipse which decreases as the eclipse progresses indicating that approximately 10% of the emission from the system is due to the K star.

A strong dip in the light curve is also seen at phase -0.12 lasting for about 0.05ϕ . The dip appeared in the 3rd orbit of the system and lasted until the 6th orbit. At its deepest, in the third and fourth orbits, approximately 90% of the light from the white dwarf was lost. Figure 4 shows the three *EUVE* integrated spectrometer light curves over the entire

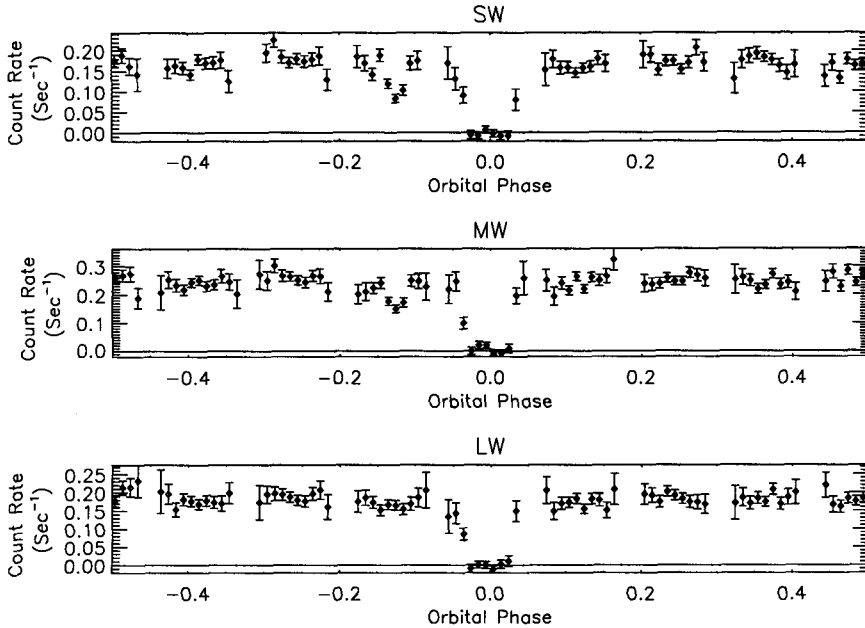


FIGURE 4. Phase binned light curves for the SW (70 – 190 Å), MW (140 – 380 Å) and LW (280 – 760 Å) spectrometers. Note the absence of a dip at phase -0.12 in the LW light curve.

observation. The lack of any discernible dip at -0.12ϕ in the LW light curve indicates that the occulting material is heavily ionized since the opacity of neutral hydrogen increases with increasing wavelength in the EUV (Rumph, Bowyer & Vennes 1994). The occurrence of strong dips in both the SW and MW light curves suggests that occulting gas with a temperature of approximately 10^6 K scatters light from the white dwarf out of the line of sight.

Similar transient dips were reported by Jensen et al. (1986) at phases 0.15, 0.18, and 0.85 in an *EXOSAT* observation of this system. The white dwarf line of sight passes by the stable Lagrange points of the system at phases 0.17 and 0.83. We believe the occulter is a large coronal loop from the K star with length comparable to the separation of the 2 stars ($3.1 R_{\odot}$ Young & Nelson (1972)) located between the stars.

This interpretation is also consistent with the 2.12 hr *VLA* observations (Fig. 5) taken immediately after the *EUVE* observation which show relatively sharp increase/decrease in the 3.6 cm radio emission between $0.15\phi - 0.75\phi$. Lim, White & Cully 1995 have interpreted this increase as being due to an optically thick extended radio source between the stars with a size comparable to the stellar separation. They have also speculated that the source of the radio emission may be due to energetic electrons in the K star coronal loop(s) accelerated by magnetic reconnection between the white dwarf and the K star coronal magnetic fields at the top(s) of the loop(s). The same source could also provide substantial heating of the gas within the loop(s).

It is believed that material is somehow accreted onto the magnetic poles of the white dwarf as evidenced by the 9.25 minute period modulation of the light curve seen by Jensen et al. (1986) and in our observation. This modulation is thought to be due to

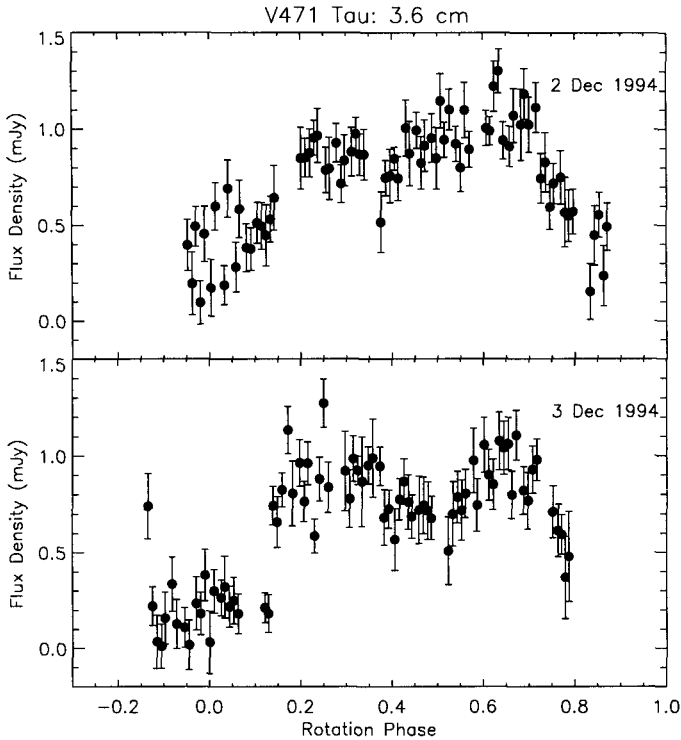


FIGURE 5. Phased binned 3.2 cm light curve taken by the VLA on the two nights following the *EUVE* observation (1994 Dec 2 and Dec 3)

dark spots formed by the accretion of metals on to the magnetic poles of the white dwarf which rotate in and out of view (Clemens et al. (1992)). Since the K star in V471 Tauri does not fill its Roche lobe (Young & Nelson (1972)), no direct mass transfer is possible. However, if large coronal loops from the K star can reconnect with the magnetic field of the white dwarf inside the white dwarf's Roche lobe, accretion of gas from the loop to the white dwarf will result (Lim, White & Cully 1995).

We thank Stéphane Vennes for providing us with white dwarf model spectra. We also thank Martin Sirk for computing deadspot corrections for the DS lightcurve. This research was funded by NASA grant NAG5-2641. S.L.C. acknowledges support from the NASA GSRP. J.D. is also funded by the NASA *EUVE* contract NAS5-30180.

REFERENCES

- CLEMENS, J. ET AL. 1992, Whole earth telescope observations of V471 Tauri—The nature of the white dwarf variations, *ApJ*, 391, 773
- JENSEN, K. A, SWANK, J. H., PETRE, R., GUINAN, E. F., SION, E. M., & SHIPMAN, H. L. 1986, EXOSAT observations of V471 Tauri: A 9.25 minute white dwarf pulsation and orbital phase dependent X-ray dips, *ApJ*, 309, L27
- KIDDER, K. M. 1991, Ph.D. Thesis, University of Arizona

- LIM, J., WHITE, S. & CULLY, S. 1995, The eclipsing radio emission of the pre-cataclysmic binary V471 Tau, *ApJ*, submitted
- RUMPH, T., BOWYER, S. & VENNES, S. 1994, Interstellar medium continuum, autoionization and line absorption in the extreme ultraviolet, *AJ*, 107, 2108
- THORSTENSEN, J. R., CHARLES, P. A., MARGON, B., & BOWYER, S. 1978, *ApJ*, 223, 260
- VENNES, S. 1992, The constitution of the atmospheric layers and the extreme ultraviolet spectrum of hot hydrogen-rich white dwarfs, *ApJ*, 390, 590
- YOUNG, A. & NELSON, B. 1972, Analysis of the white dwarf eclipsing binary BD+16°516, *ApJ*, 173, 653
- YOUNG, A., SKUMANICH, A., & PAYLOR, V. 1988, Fluorescence-induced chromospheric H α emission from the K dwarf component of V471 Tauri. I. The 1983, epoch, *ApJ*, 334, 397