

Fig 1. Flow diagram of search strategy

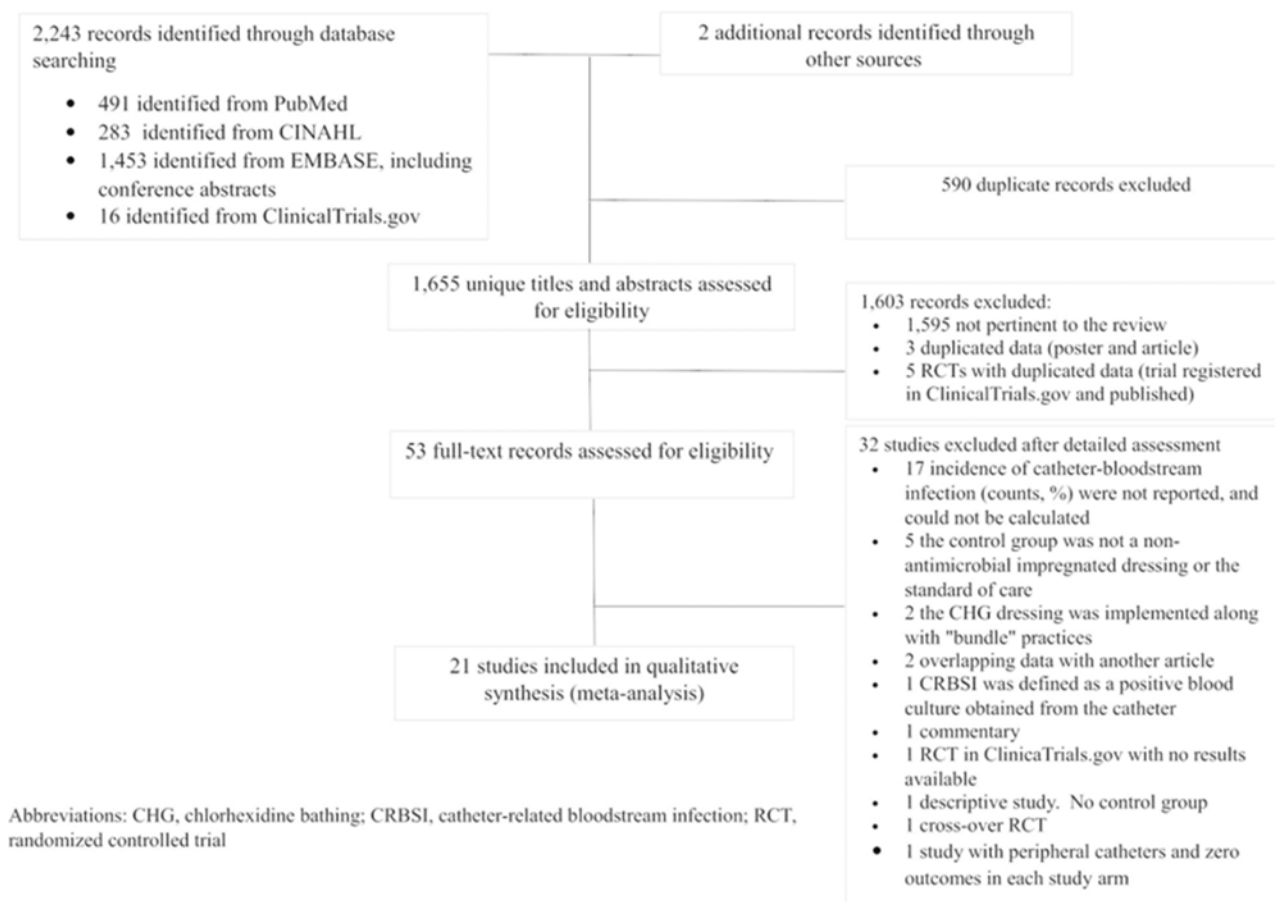


Fig. 1.

hematological disease. Future studies need to evaluate the benefit of CHG in non-ICU settings, in neonates and pediatric populations, and in long-term catheters.

Funding: None

Disclosures: None

Doi:10.1017/ice.2020.691

Presentation Type:

Poster Presentation

Chlorhexidine Gluconate Application as A Strategy to Reduce Cardiac Implantable Electronic Device Surgical Site Infection

Sreelatha Ponnaluri-Wears, Michigan Medicine; Nicole Nomides, Michigan Medicine; Ricci Brown, Michigan Medicine; Emily Stoneman, Michigan Medicine

Background: The electrophysiology laboratory within the cardiac procedures unit (CPU) at Michigan Medicine specializes in implanting, exchanging, and extracting cardiac implantable electronic devices (CIED). During routine surveillance of surgical site infections (SSI), an increase in CIED infections (specifically endocarditis) was noted starting in 2016. The predominant organisms involved with infection were skin organisms such as *Staphylococcus aureus* and coagulase-negative *Staphylococcus*.

Methods: Cases of SSI following CIED implantation were identified using positive microbiology results collected within 90 days of a procedure. Cases were classified using the NHSN SSI definitions. Upon identifying an increase in infections, a work group of key stakeholders was formed to determine root causes. Factors discussed included standardized surgical skin preparation techniques, patient education regarding bathing before and after procedures, types of surgical drapes in use, traffic in and out of procedure rooms during cases, environmental cleanliness of the procedure area, and adherence to the institutional surgical attire policy. In addition to the workgroup, several cases were observed by the IP team. **Results:** The investigation revealed several areas for improvement. As a first step, a practice of using 2% chlorhexidine gluconate (CHG)-impregnated bathing clothes on patients prior to surgery was implemented for the chest, neck, axilla, and arm. No other changes were implemented during this time period. In the year following implementation, there were zero cases of endocarditis and only 2 superficial SSIs (Figs. 1 and 2). **Conclusions:** Employing application of CHG to reduce the microbial burden on the skin significantly aided in preventing infections related to CIEDs.

Funding: None

Disclosures: None

Doi:10.1017/ice.2020.692

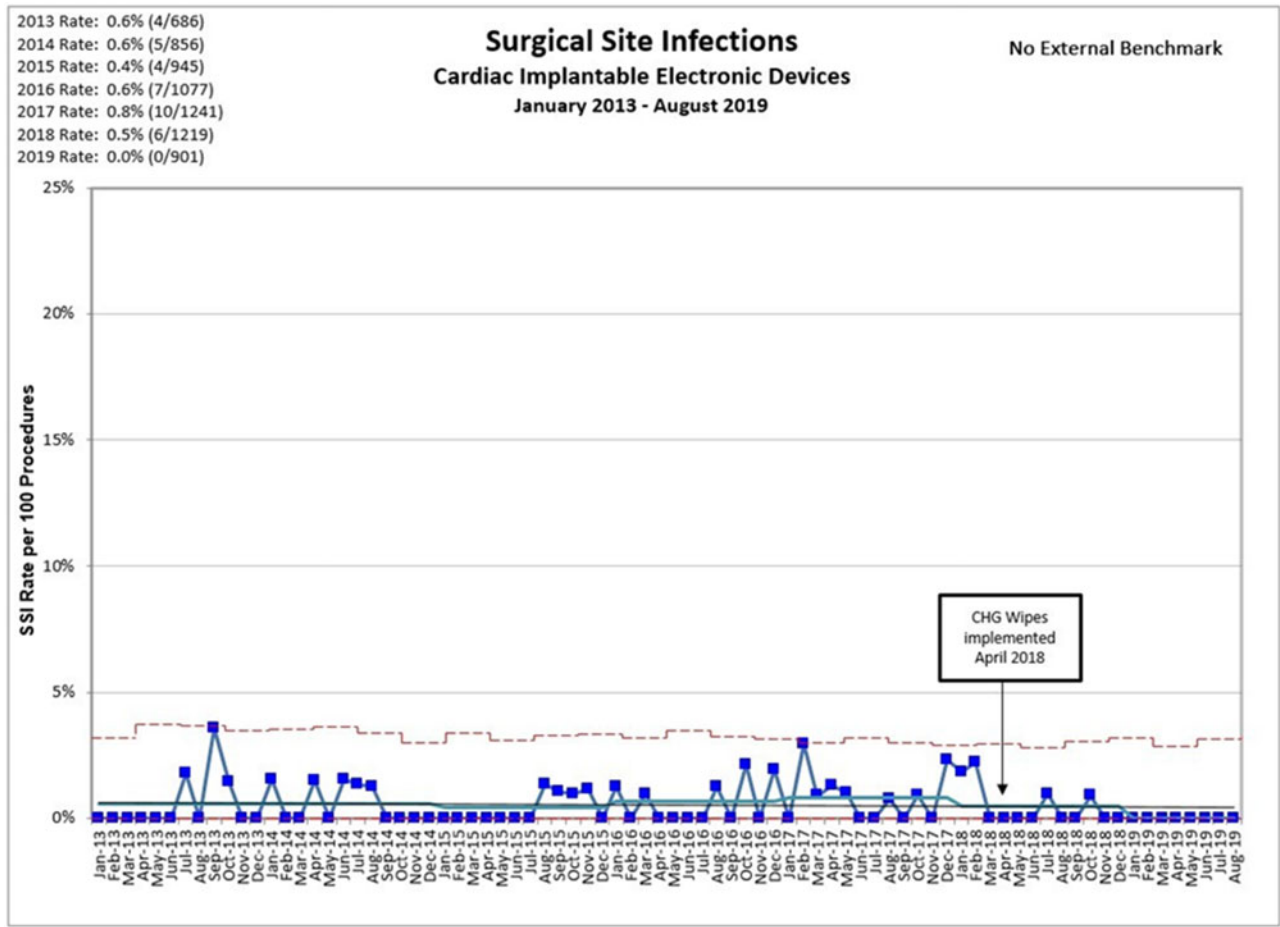


Fig. 1.

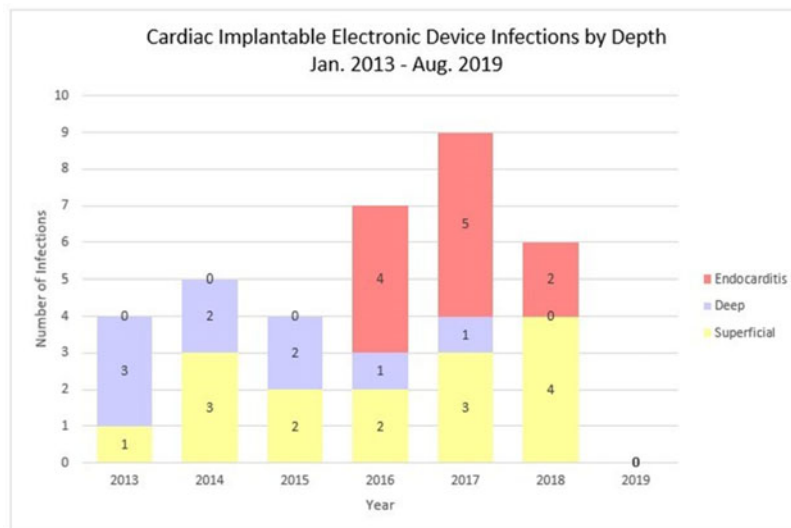


Fig. 2.

Presentation Type:
 Poster Presentation
Clinical and Genetic Characteristics of Extended-Spectrum Beta-Lactamase-Producing Enterobacteriaceae Among Canadian Children

Nisha Thampi, Children’s Hospital of Eastern Ontario; Jennifer Bowes, CHEO Research Institute; Roberto Melano, Public Health Ontario Laboratory; Nathalie Tijet, Public Health Ontario Laboratory; Robert Slinger, Children’s Hospital of Eastern Ontario