


RESEARCH ARTICLE  

(Small D-democratic) vacation, all I ever wanted? The effect of democratic backsliding on leisure travel in the American states

David R. Miller¹  and Serena D. Smith²



¹Department of Political Science, University of California, Riverside, CA, USA and ²Department of Counseling and Human Services, East Tennessee State University, Johnson City, TN, USA

Corresponding author: David R. Miller; Email: dmiller@ucr.edu

Abstract

As many American states have considered policies consistent with democratic backsliding in recent years, political elites and scholars have speculated on the consequences of these policies for political behavior. We examine the effect of backsliding policies on Americans' preferences over leisure travel destinations; because vacationing is transitory, this focus allows us to isolate the role of individuals' democratic predispositions and values in preference formation from the implications of these policies on their self-interest that they would experience from living under those policies themselves. Through pre-registered conjoint and vignette survey experiments, we find that Americans, and especially Democrats, express less interest in vacationing in states that recently adopted backsliding policies. Our results spotlight an accountability mechanism by which Americans may sanction backsliding states, though the modest magnitude of these sanctions – less than 1% of backsliding states' gross domestic products – may not deter backsliding behavior on their own.

As many American states have recently considered policies that make it more difficult for residents to vote, some political elites, commentators, and business leaders have warned these laws would negatively impact states' economies by discouraging tourism. Some such harms have manifested through organizers relocating events, such as Major League Baseball moving its 2021 All-Star Game from Atlanta, Georgia, to Denver, Colorado, following Georgia's passage of new voting restrictions – a move estimated to have cost Georgia over \$100 million in economic activity.¹ However,

  This article has earned badges for transparent research practices: Open Data and Open Materials. For details see the [Data Availability Statement](#).

¹Chen, Natasha, Melissa Alonso, and Alaa Elassar. "MLB's Decision to Move Its All-Star Game Out of Georgia Will Have a \$100 Million Impact on the State, Tourism Official Says." *CNN*, April 3, 2021, <https://www.cnn.com/2021/04/03/us/mlb-all-star-game-relocation-lost-money-economic-impact/index.html>.

© The Author(s), 2024. Published by Cambridge University Press on behalf of American Political Science Association. This is an Open Access article, distributed under the terms of the Creative Commons Attribution licence (<http://creativecommons.org/licenses/by/4.0/>), which permits unrestricted re-use, distribution and reproduction, provided the original article is properly cited.

observers also warn that these and other laws perceived to undermine democracy motivate individuals to avoid travel to states adopting them; for instance, a report from The Perryman Group on restrictive voting legislation Texas passed in 2021 warned the \$6.6 billion it projected the state would lose in tourism revenue by 2025 was partially attributable to “socially conscious consumers” who would vacation elsewhere.² Thus, individual revulsion at backsliding and decisions to steer tourism dollars elsewhere has been posited as a mechanism by which the public can constrain anti-democratic impulses.

This paper examines whether states’ adoption of democratic backsliding policies affects leisure travel preferences consistent with this mechanism. While recent work indicates individuals are less willing to accept jobs in states that adopt backsliding policies (Nelson and Witko 2022, n.d.), tourists are not personally affected by restrictions on democratic rights like voting; therefore, tourists’ proclivity to boycott backsliding states must rely on affinity for democracy rather than self-interest in living under a democratic government. That consumer behavior can be influenced by corporations’ partisan political activities offers some hope that support for democracy might drive vacation preferences (e.g., Kam and Deichert 2020; Panagopoulos et al. 2020), but it is unclear if pro-democracy inclinations are as powerful as partisanship. Consequently, it is unknown if states face consequences through individual-level tourism preferences that might discourage backsliding.

We evaluate this mechanism through two pre-registered survey experiments assessing how a state’s backsliding conditions respondents’ vacation preferences. We find that backsliding reduces respondents’ interest in vacationing in affected states; for instance, in our conjoint experiment, the negative effect of backsliding on respondents’ destination choices (1–3 percentage points) is similar to or larger than the effects of other important leisure travel considerations, such as increasing travel time to the destination by ≈ 2 hours or decreasing the destination’s average temperature by 3–6°F. Further, we find that this effect is driven largely by Democratic respondents.

Our findings suggest individuals’ aversion to backsliding not only influences decisions where their self-interest is at stake but also where condoning backsliding entails no personal costs. States should be conscious that backsliding not only discourages organizations from holding events in their jurisdictions but also deters individuals from traveling there. However, as we discuss in our Conclusion, the effects of these individual-level sanctions are of modest size and may cost states, in aggregate, less than 1% of their annual gross domestic product – a cost which may not, on its own, deter policymakers from backsliding.

²“The Potential Economic Impact of Legislation Restriction Voter Access on Business Activity in Texas.” *The Perryman Group*, April 2021, <https://www.perrymangroup.com/media/uploads/brief/perryman-the-potential-economic-impact-of-legislation-restricting-voter-access-on-business-activity-in-texas-full-04-09-21.pdf>. While this report is not peer-reviewed and does not thoroughly disclose its methodology, it was highlighted by many major media outlets including *Forbes* (Reimann, Nicholas. “Texas Could Lose Billions if Voting Restrictions Become Law, Study Finds.” *Forbes*, April 8, 2021, <https://www.forbes.com/sites/nicholasreimann/2021/04/08/texas-could-lose-billions-if-voting-restrictions-become-law-study-finds/?sh=5cad829610ab>) and *The New York Times* (Corasaniti, Nick. “Republicans Target Voter Access in Texas Cities, but Not Rural Areas.” *The New York Times*, April 21, 2021, <https://www.nytimes.com/2021/04/24/us/politics/texas-republicans-voting.html>).

Backsliding as a deterrent to tourism

Scholars and political observers have expressed alarm at the recent rise in democratic backsliding, or policies or actions that erode fundamental democratic institutions, in the United States. While many of these concerns stem from events during Donald Trump's presidency, such as interfering in government investigations and stoking political violence (e.g., Carey et al. 2019; Levitsky and Ziblatt 2018), backsliding has manifested in many other contexts. Grumbach (2022) notes marked declines between 2000 and 2018 in the quality of democracy in states under unified Republican control relative to those under unified Democratic control or divided government. Even after Trump's departure from office, many state and local governments have continued to threaten basic democratic principles by considering or passing legislation making it more difficult to vote,³ criminalizing protests,⁴ and drawing electoral districts to dilute the voting power of certain partisan or racial groups.⁵

As backsliding has become salient in the United States, recent studies have endeavored to not only explain these trends but also understand backsliding's behavioral consequences for Americans. For instance, Nelson and Witko (2022, n.d.) find states' adoption of backsliding policies makes people less willing to accept jobs in those states. Differently, Simonson et al. (n.d.) argue individuals who perceive backsliding and instability increase their gun-buying activity. Additionally, Schneider (2022) demonstrates that when out-partisans in control of the government commit backsliding actions, Americans are more supportive of copartisan candidates who pledge to retaliate with their own backsliding actions.

While these studies help illuminate the implications of backsliding on American political behavior, their ability to identify the mechanisms underlying these behaviors is limited. Principally, in these studies, individuals are assumed to both have predispositions toward democratic principles and be subject to the consequences of the backsliding policies in hypothetical or real ways. Put differently, individuals' responses to backsliding may be influenced by personal beliefs and values or by self-interest (Chong 2000). For instance, in Nelson and Witko (2022), respondents may express aversion to accepting a job in a state that adopted backsliding policies because those policies clash with their beliefs and values or because they do not want to be subjected to them, respectively. Distinguishing between these mechanisms is important because many posited deterrents to backsliding across the United States, such as boycotting backsliding jurisdictions, depend on persons not directly affected by backsliding; for instance, tourists who spend a few days in a backsliding state are not impacted by its voting laws. Thus, the effectiveness of those deterrents relies on the degree to which unaffected persons' democratic predispositions prompt them to sanction backsliding.

³Harte, Julia and Clare Trainor. "Where Voting Has Become More Difficult." *Reuters*, November 1, 2022, <https://www.reuters.com/graphics/USA-ELECTION/VOTING-RESTRICTIONS/znvndbjkvl/index.html>.

⁴Quinton, Sophie. "Eight States Enact Anti-Protest Laws." *Stateline* (an initiative of The Pew Charitable Trusts), June 21, 2021, <https://www.pewtrusts.org/en/research-and-analysis/blogs/stateline/2021/06/21/eight-states-enact-anti-protest-laws>.

⁵Mealins, Evan and Melissa Brown. "Tennessee Sued Over 'Racial Gerrymandering' in Redistricting Maps." *The Tennessean*, August 9, 2023, <https://www.tennessean.com/story/news/politics/2023/08/09/tennessee-sued-over-racial-gerrymandering-in-redistricting-maps-congress-state-senate/70558658007/>.

Findings from recent studies on political consumerism provide optimism that backsliding can influence tourism. Like basing vacation choices on backsliding, consumers whose purchasing decisions are influenced by companies' political activities do not bear the costs of those activities; rather, individuals engage in political consumerism to align purchasing habits with political predispositions (Newman and Bartels 2011). For instance, Kam and Deichert (2020) find consumers are more likely to boycott or patronize businesses that treat workers poorly or well, respectively, and that the effect of poor treatment on boycotting overshadows that of positive treatment on patronizing. Relatedly, Panagopoulos et al. (2020) demonstrate consumers are less (more) likely to patronize companies who donate to non-copartisan (copartisan) candidates of the consumer. Similarly, we expect individuals are less likely to vacation in states that adopt backsliding policies.

In an era of heightened polarization where Americans increasingly view all objects through a partisan lens, it is important to consider how partisanship might condition reactions to backsliding. While members of both the Democratic and Republican parties embrace basic tenets of democracy, recent studies indicate Democrats react more negatively to backsliding. For instance, Nelson and Witko (2022, n.d.) find that a state's adoption of a backsliding policy makes Democrats, but not Republicans, less willing to relocate there (see also Carey et al. 2019; Simonovits et al. 2022). Thus, we expect that the negative effect of backsliding on travel preferences is stronger among Democrats than Republicans.

Research design and analysis

Assessing the effect of democratic backsliding on tourism preferences is difficult because natural variation in the quality of democracy among US states is correlated with other factors that may also influence vacation choices, such as region and party control (Grumbach 2022). Consequently, any relationship between tourism states' experience and their quality of democracy may be spurious.

Alternatively, we conduct two experiments that enable us to isolate the causal effect of backsliding by manipulating the presence or salience of backsliding policies (Miller and Smith 2023). Our first study utilizes a conjoint experiment, which allows us to observe how respondents utilize information about backsliding when embedded in a multidimensional decision-making context alongside other factors relevant to tourism. Our second study alters the salience of a backsliding policy – making it more difficult to vote by mail – recently adopted by Florida, one of the most traveled-to states; in doing so, we assess how emphasizing backsliding in the real-world political milieu affects behavior. As each design involves tradeoffs, we employ both as complements that address potential internal and external validity concerns in each.

Study 1

Our first study utilizes a conjoint experiment, which allows researchers to mimic multidimensional decision-making contexts respondents face in the real world by prompting them to compare profiles consisting of randomly assigned levels of a fixed set of attributes (Hainmueller et al. 2014). This design is appropriate for our context because individuals consider a range of destination characteristics when deciding

where to vacation, such as the destination's climate and attractions (Van Nostrand et al. 2013). Our design can not only identify the causal effect of backsliding on vacation preferences but also determine whether that effect persists in the presence of other considerations and compare its magnitude to those of other factors.

We fielded our experiment in December 2022 using nearly 2,100 respondents recruited through Lucid, which provides researchers samples whose characteristics mirror those of the US population.⁶ Respondents were asked to imagine they had won a 2-week, all-expenses-paid vacation anywhere in the United States in July 2023.⁷ Then, respondents were presented with 10 conjoint tasks, each containing 3 profiles of potential destinations for their vacation. Our profiles included randomized levels of six destination attributes.⁸ Four attributes were apolitical: community type, average July temperature, travel time, and most popular attraction. A fifth attribute, "recent state news," communicates a recent action by the destination's state legislature.⁹ Two levels of this attribute are consistent with democratic backsliding – that the legislature limited early voting or the right to protest at the state capitol.¹⁰ Two more levels are associated with enhancing democracy – that the legislature expanded early voting or the right to protest at the state capitol. The fifth level concerns an action not related to the quality of democracy – that the legislature formed a commission to study economic growth. Our sixth attribute, "state-level 2020 presidential election result," communicates information about the state's partisan character. Including these final two attributes allows respondents to distinguish the destination state's partisanship from any recent backsliding activity, allowing us to isolate the effect of the latter from the former.¹¹ In each task, respondents were asked to indicate their interest in each destination and select their most preferred destination.¹²

Figure 1 displays the average marginal component effects (AMCEs) from our choice-based outcome, which reflect the change in the probability a profile with a given attribute-level is selected relative to a randomly generated profile with that attribute's baseline level (Hainmueller et al. 2014).¹³ The left pane presents the

⁶See Table SI.1 for sample demographic characteristics. We re-estimate our treatment effects with weights that adjust for slight imbalances in our sample's characteristics relative to those of the national population in Supplemental Information Section SI.B1b; those results are substantively similar to those presented here.

⁷Because many respondents' ability to consider a range of destinations is likely limited by personal finances, our design excludes individual financial feasibility and instead focuses on destination characteristics.

⁸See Supplemental Information Section A1 for a complete list of attributes and levels.

⁹See Nelson and Witko (2022) for a similar design.

¹⁰Voting and protest rights correspond with electoral and liberal democracy, respectively, and were chosen as rights whose expansion/contraction is not clearly placed on a left-right ideological scale (Grumbach 2022).

¹¹While backsliding is more common in Republican-controlled states, Democratic-controlled states and those with divided government have also adopted policies organizations consider to curtail protest and voting rights (e.g., "US Protest Law Tracker," *International Center for Non-Profit Law*, February 9, 2023, <https://www.icnl.org/usprotestlawtracker/?location = &status = enacted&issue = &date = &type = legislative#>; "Voting Laws Roundup: October 2022," *Brennan Center for Justice*, October 6, 2022, <https://www.brennancenter.org/our-work/research-reports/voting-laws-roundup-october-2022>.)

¹²We included an abstention option to account for scenarios where respondents would not select any available profile (Miller and Ziegler, n.d.).

¹³While the causal quantities for Democrats and Republicans are formally average component interaction effects, we refer to all quantities as AMCEs for ease of exposition. The AMCEs associated with our rating outcome are substantively similar (see Table SI.4).

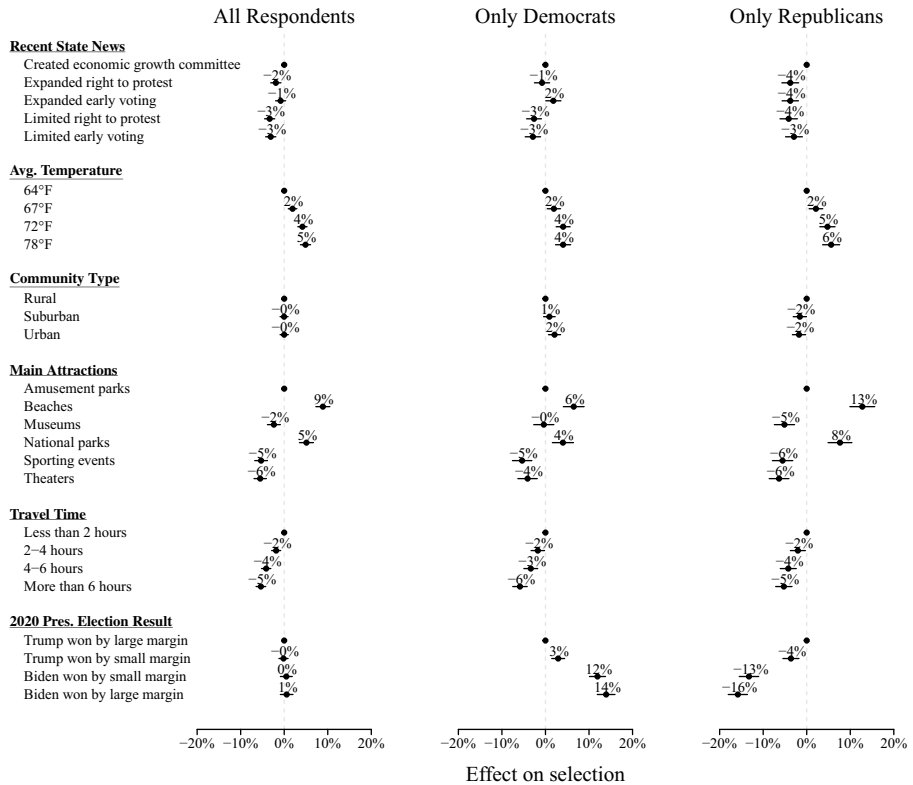


Figure 1. Effect of democratic backsliding on destination choice. Points and lines represent the average marginal component effects (AMCEs) and 95% confidence intervals, respectively, for each attribute-level on respondents’ destination choice relative to its respective baseline. Left, center, and right panes present AMCEs among all respondents, only Democrats, and only Republicans, respectively.

AMCEs for all respondents, while the center and right panes show the AMCEs for Democrats and Republicans, respectively. In our full sample, respondents were 3 percentage points less likely to choose destinations with our backsliding “recent state news” attribute-levels – that the destination’s state legislature limited early voting or protest rights – relative to profiles with the attribute’s baseline level that the legislature formed a commission to study economic growth. Additionally, respondents were between 1 and 2 percentage points less likely to choose destinations whose legislatures curtailed early voting or protest rights compared with legislatures that expanded either right.¹⁴

While these differences may seem substantively small, comparisons with the AMCEs for other attributes traditionally associated with vacation choices reveal

¹⁴The differences between the AMCEs for expanding early voting and protest rights are distinguishable from the AMCEs for limiting early voting and protest rights at the $p < 0.05$ level.

backsliding is consequential. For instance, for every ≈ 2 hour interval increase in travel time (e.g., moving from “less than 2 hours” to “2–4 hours”), respondents are 1–2 percentage points less likely to choose the more distant destination. Similarly, as the destination’s average July temperature decreases each step from 78°F to 72°F, 67°F, and 64°F (the 80th, 60th, 40th, and 20th percentile July temperatures among all states, respectively), respondents are 1–2 percentage points less likely to choose the cooler destination. Thus, the effect of backsliding on respondents’ choices is of similar or larger magnitude than the effect of ≈ 2 additional hours of travel time or a temperate decrease of 3–6°F. While our design does not allow us to assess whether backsliding would cause tourists to forego their ideal destinations (e.g., whether a nature lover would choose a place with museums that had not backslid vs. a locale with national parks that recently limited early voting; see Graham and Svulik 2020), these results indicate that, all else equal, tourists prefer destinations that have not recently backslid.

Turning to the partisan-conditional AMCEs, we find that Democrats behave similarly to our full sample, though they exhibit more positive effects for expanding early voting and protest rights. However, Republicans express similar levels of distaste for expansion *and* curtailment of both rights, as any legislative action decreases the probability of a profile’s selection by 3–4 percentage points. While Republican respondents’ aversion to destinations where rights have expanded is consistent with other recent work on partisan-conditional attitudes toward democratic policies (Nelson and Witko n.d.), that they are similarly negative toward laws limiting those rights is unexpected. However, we are reticent to place emphasis on these Republican-conditional effects as they dissipate when using the rating outcome (see Supplemental Information Section SI.B1a).

Our findings from Study 1 support our expectations: respondents are less likely to prefer destinations that recently experienced backsliding relative to destinations that recently enhanced or have not taken action on democratic policies, and this effect manifests among Democrats but not Republicans. However, while our conjoint design allows us to mimic the multidimensional choice context in which individuals make vacation choices, it faces an inherent external validity limitation: because our destinations are abstracted, they do not incorporate the real-world milieu in which people choose destinations and omit details that may obviate the effect of backsliding. Consequently, we conduct a vignette-based study featuring Florida, a popular tourist destination whose recent backsliding policies have garnered national attention. This study constitutes a harder test of our expectations because respondents are likely pre-treated by not only their perceptions of Florida tourism but also news about Florida’s backsliding policies (Gaines et al. 2007).

Study 2

While we randomized the presence of backsliding in Study 1, we are unable to do so for natural stimuli as a destination’s quality of democracy is fixed. Thus, Study 2 instead manipulates the salience of Florida’s backsliding, which enables us to understand how highlighting backsliding influences tourism preferences.

We fielded our experiment in February 2023 using approximately 1,170 respondents recruited through CloudResearch, which provides researchers with

samples whose characteristics mirror those of the US population.¹⁵ Before exposure to our vignette, we asked all respondents to indicate on a five-point scale their interest in vacationing in five states popular for tourism: California, Florida, New York, Nevada, and Illinois. Then, respondents were asked to imagine they are considering vacationing in Florida and that they used an Internet search engine to find information. Below this prompt, respondents saw five search results. Four results were generic websites about Florida tourism, and one result mentioned a new law passed by the state legislature. While control condition respondents saw a result about Florida's adoption of strawberry shortcake as the state dessert, treatment condition respondents received a result concerning a new law limiting residents' ability to vote by mail – a backsliding policy that erodes electoral democracy (Grumbach 2022). Respondents were then asked to again express their interest in vacationing in the same five states and indicate if they wanted more information about vacationing in each state. This first outcome question, together with its pre-treatment analog, facilitates a pre-post estimation of treatment effects on tourism attitudes (Clifford et al. 2021). Alternatively, the second outcome question, which signals willingness to move beyond merely expressing a preference and expending effort on information search, provides a more costly behavioral indicator of respondents' preferences.

Figure 2 presents results for our interest and information outcomes in the left and right panels, respectively. Focusing first on the top-most set of points, we see no evidence backsliding is consequential for either outcome in the full sample; while respondents' interest in vacationing in Florida decreases, as expected, this decrease is substantively small (-0.02 on a five-point scale) and not statistically distinguishable, and respondents' desire for more information about Florida unexpectedly increases, though by a small, indistinguishable amount (increase in probability of 0.01). Turning to the middle and bottom-most points relating to Democratic and Republican respondents, respectively, we observe effects for our interest outcome consistent with our findings in Study 1 – Democrats are distinguishably less interested in vacationing in Florida when informed of its new voting restrictions (-0.08). The corresponding effect for Republicans is of similar magnitude but positive (0.07), suggesting Republicans are more interested in vacationing in Florida when made aware of its backsliding; however, this effect is not distinguishable at the 95% level ($p = 0.15$) and, unlike the negative effect among Democrats, shrinks considerably when the sample is reweighted to reflect the US population.¹⁶ Additionally, the effect of backsliding on requesting more information is small and not distinguishable for both Democrats (0.02) and Republicans (-0.02), suggesting the treatment did not impact this behavioral outcome in the same way it changed interest.¹⁷

Our effects are more modest in Study 2 relative to Study 1 in that we detect a distinguishable effect of backsliding only among Democrats and that effect – a decrease of 0.08 in interest on a five-point scale – is substantively small. However, it

¹⁵As with Study 1, we provide sample demographic characteristics in Table SI.2 and alternative specifications that reweight our sample to account for slight imbalances in Supplemental Information Section SI.B2a. The results from those specifications are substantively similar to those presented here.

¹⁶See Supplemental Information Section SI.B2a.

¹⁷See Supplemental Information Section SI.B2 for discussion of this null result.

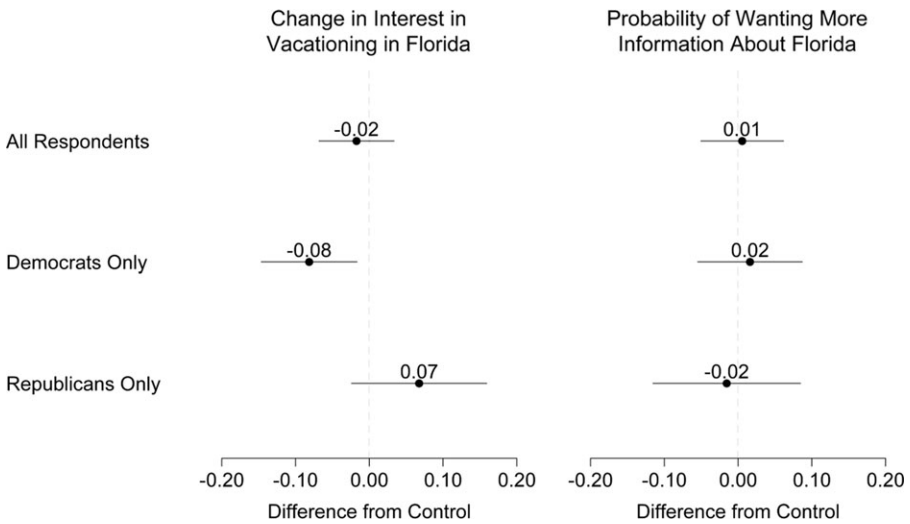


Figure 2. Effect of democratic backsliding on attitudes toward vacationing in Florida. Points and lines represent the treatment effects and 95% confidence intervals, respectively, associated with informing respondents that Florida recently restricted early voting relative to the control condition on interest in vacationing in Florida (left pane) and requesting more information about vacationing in Florida (right pane). Top-most points in each pane indicate treatment effects for the full sample, while the middle and bottom-most points indicate effects among Democrats and Republicans, respectively.

is important to note Study 2, which moves away from abstract destinations by incorporating the real-world political milieu, constitutes a harder test of our expectations. Therefore, that we recovered similar effects for destination preferences among the subgroup most averse to backsliding – Democrats – reinforces confidence in the corresponding finding from Study 1.

Conclusion

For many people, vacation destinations are ostensibly apolitical; individuals often choose where to vacation based on what they find enjoyable and relaxing. However, our findings indicate that even in this apolitical context, states’ democratic backsliding decreases tourists’ interest in traveling to those destinations – even though they would be unaffected by those policies during their short trips. Indeed, to the extent that preferences shape ultimate decision-making, when combining our estimated effects of backsliding on destination choice among all respondents in Study 1 – decreases in the share of tourists selecting those destinations of 1–3% – with tourism data from Florida and Georgia – states whose recent backsliding have garnered national attention – we project that adopting backsliding policies could cost those states \$981 million to \$2.9 billion and \$644.6 million to \$1.9 billion in annual tourism-related economic activity, respectively.¹⁸

¹⁸Given the relatively weaker external validity of Study 1, these projections may be considered an “upper bound” for the effect of backsliding on tourism-related economic activity in these states. See Supplemental Information [SI.B1c](#) for a description of how these projections are calculated.

However, it is important to acknowledge that these economic costs may not, on their own, dissuade policymakers from adopting backsliding policies. Indeed, policymakers may enjoy separate benefits from backsliding, such as higher approval ratings among their core constituents (Schneider 2022), that they weigh against potential harms to their states. Thus, while our findings suggest states face economic costs to backsliding, this accountability mechanism may only temper backsliding to the extent that policymakers place more value on potential tourism activity losses relative to political gains. Given that our negative effects of backsliding are distinguishable but of modest size – our calculated losses in economic activity for both Florida and Georgia represent less than 0.3% of those states' gross domestic products – some policymakers may accept this tradeoff.

Our analysis also reinforces a normatively troubling finding in other recent studies on attitudes toward democracy in the United States: like many other aspects of American life, individuals' preferences regarding democracy itself have polarized along partisan lines. Namely, while Democrats distinguish between policies that expand or contract democracy and reward or punish accordingly, Republicans seemingly fail to respond differentially to democracy-enhancing and democracy-eroding policies in ways that hold governments accountable (Carey et al. 2019; Nelson and Witko 2022, n.d.; Simonovits et al. 2022; but see Graham and Svulik 2020). Future work should consider the basis for these differences. That Republican elites are responsible for most recent backsliding policies may cue the public to interpret these policies along partisan lines (Grumbach 2022). Alternatively, differences between Democrats and Republicans may stem from fundamentally different conceptions of democracy (Davis et al. 2022). Uncovering the sources of these dissimilar responses and discerning how to encourage all Americans to uphold core institutions and norms are essential for preserving democracy.

Supplementary material. To view supplementary material for this article, please visit <https://doi.org/10.1017/XPS.2023.40>

Data availability. The experiments included in this paper were pre-registered through the Evidence in Governance and Politics (EGAP) Open Science Framework (OSF) registry (Study 1, <https://osf.io/5zt2u>; Study 2, <https://osf.io/nctze>). The data, code, and any additional materials required to replicate all analyses in this article are available in the Journal of Experimental Political Science Dataverse within the Harvard Dataverse Network, at doi: <https://doi.org/10.7910/DVN/KA7DLE>.

Acknowledgments. We thank Michael Nelson, Erin Rossiter, and Chris Witko for their helpful feedback and guidance on this project.

Competing interests. The authors declare none.

Funding. Support for this research was provided by East Tennessee State University's Honors College and Office of Research and Sponsored Programs.

Ethics statement. The surveys in which our experiments were embedded received approval from the Institutional Review Board of East Tennessee State University (Study 1 #c0922.4e; Study 2 #c0223.6e). Our research adheres to APSA's Principles and Guidance for Human Subjects Research (see Supplemental Information Sections [SLA1](#) and [SLA2](#) for descriptions of our protocols which address these points).

References

- Carey, John M., Gretchen Helmke, Brendan Nyhan, Mitchell Sanders, and Susan Stokes. 2019. "Searching for Bright Lines in the Trump Presidency." *Perspectives on Politics*, 17(3): 699–718.
- Chong, Dennis. 2000. *Rational Lives: Norms and Values in Politics and Society*. University of Chicago Press.
- Clifford, Scott, Geoff Sheagley, and Spencer Piston. 2021. "Increasing Precision Without Altering Treatment Effects: Repeated Measures Designs in Survey Experiments." *American Political Science Review*, 115(3): 1048–65.
- Davis, Nicholas T., Kirby Goidel, and Keith Gaddie. 2022. *Democracy's Meanings: How the Public Understands Democracy and Why It Matters*. University of Michigan Press.
- Gaines, Brian J., James H. Kuklinski, and Paul J. Quirk. 2007. "The Logic of the Survey Experiment Reexamined." *Political Analysis*, 15(1): 1–20.
- Graham, Matthew H. and Milan W. Svobik. 2020. "Democracy in America? Partisanship, Polarization, and the Robustness of Support for Democracy in the United States." *American Political Science Review*, 114(2): 392–409.
- Grumbach, Jacob. 2022. *Laboratories Against Democracy: How National Parties Transformed State Politics*. Princeton University Press.
- Hainmueller, Jens, Daniel J. Hopkins, and Teppei Yamamoto. 2014. "Causal Inference in Conjoint Analysis: Understanding Multidimensional Choices via Stated Preference Experiments." *Political Analysis*, 22(1): 1–30.
- Kam, Cindy D. and Deichert, Maggie. 2020. "Boycotting, Buycotting, and the Psychology of Political Consumerism." *Journal of Politics*, 82(1): 72–88.
- Levitsky, Steven and Daniel Ziblatt. 2018. *How Democracies Die*. Crown Publishing.
- Miller, David R. and Serena D. Smith. 2023. "Replication Data for: (Small D-Democratic) Vacation, All I Ever Wanted?: The Effect of Democratic Backsliding on Leisure Travel in the American States." *Harvard Dataverse*, V1. <https://doi.org/10.7910/DVN/KA7DLE>.
- Miller, David R. and Jeffrey Ziegler. n.d. "Preferential Abstention in Conjoint Experiments."
- Nelson, Michael J. and Christopher Witko. 2022. "The Economic Costs of Democratic Backsliding? Backsliding and State Location Preferences of US Job Seekers." *Journal of Politics*, 84(2): 1233–8.
- Nelson, Michael J. and Christopher Witko. n.d. "Rights Regimes and Interstate Migration Decisions."
- Newman, Benjamin J. and Brandon L. Bartels. 2011. "Politics at the Checkout Line: Explaining Political Consumerism in the United States." *Political Research Quarterly*, 64(4): 803–17.
- Panagopoulos, Costas, Donald P. Green, Jonathan Krasno, Michael Schwam-Baird, and Kyle Endres. 2020. "Partisan Consumerism: Experimental Tests of Consumer Reactions to Corporate Political Activity." *Journal of Politics*, 82(3): 996–1007.
- Schneider, Benjamin R. 2022. *Politics During and After Democratic Backsliding*. Ph.D. Thesis. Washington University in St. Louis. https://openscholarship.wustl.edu/art_sci_etds/2753.
- Simonovits, Gabor, Jennifer McCoy, and Levente Littvay. 2022. "Democratic Hypocrisy and Out-Group Threat: Explaining Citizen Support for Democratic Erosion." *Journal of Politics*, 84(3): 1806–11.
- Simonson, Matthew, Matthew Lacombe, Jon Green, and James Druckman. n.d. "Guns and Democracy: Anti-System Attitudes, Protest, and Support for Violence Among Pandemic Gun-Buyers."
- Van Nostrand, Caleb, Vijayaraghavan Sivaraman, and Abdul Rawoof Pinjari. 2013. "Analysis of Long-Distance Vacation Travel Demand in the United States: A Multiple Discrete-Continuous Choice Framework." *Transportation*, 40: 151–71.

Cite this article: Miller DR and Smith SD. (Small D-democratic) vacation, all I ever wanted? The effect of democratic backsliding on leisure travel in the American states. *Journal of Experimental Political Science*. <https://doi.org/10.1017/XPS.2023.40>