

Analyses of external and global intermittency in the logarithmic layer of Ekman flow

Cedrick Ansoerge^{1,†} and Juan Pedro Mellado¹

¹Max Planck Institute for Meteorology, 20146 Hamburg, Germany

(Received 20 April 2015; revised 26 July 2016; accepted 11 August 2016;
first published online 23 September 2016)

Existence of non-turbulent flow patches in the vicinity of the wall of a turbulent flow is known as global intermittency. Global intermittency challenges the conventional statistics approach when describing turbulence in the inner layer and calls for the use of conditional statistics. We extend the vorticity-based conditioning of a flow to turbulent and non-turbulent sub-volumes by a high-pass filter operation. This modified method consistently detects non-turbulent flow patches in the outer and inner layers for stratifications ranging from the neutral limit to extreme stability, where the flow is close to a complete laminarization. When applying this conditioning method to direct numerical simulation data of stably stratified Ekman flow, we find the following. First, external intermittency has a strong effect on the logarithmic law for the mean velocity in Ekman flow under neutral stratification. If instead of the full field, only turbulent sub-volumes are considered, the data fit an idealized logarithmic velocity profile much better; in particular, a problematic dip in the von Kármán measure κ in the surface layer is decreased by approximately 50% and our data only support the reduced range $0.41 \lesssim \kappa \lesssim 0.43$. Second, order-one changes in turbulent quantities under strong stratification can be explained by a modulation of the turbulent volume fraction rather than by a structural change of individual turbulence events; within the turbulent fraction of the flow, the character of individual turbulence events measured in terms of turbulence dissipation rate or variance of velocity fluctuations is similar to that under neutral stratification.

Key words: intermittency, meteorology, stratified flows

1. Introduction

External turbulent boundary layers are characterized by external intermittency, i.e. a significant volume fraction of the boundary layer's outer region may actually be non-turbulent. When such a flow is exposed to stable density stratification, this external intermittency may become global in the sense that it locally extends down to the inner layer. Such spatially and temporally localized absence of turbulence is a well-recognized feature of stably stratified flows, in particular of the stably stratified boundary layer in the atmosphere (van de Wiel *et al.* 2012; Sandu *et al.* 2013; Ansoerge & Mellado 2014; Mahrt 2014; Donda *et al.* 2015). The transition

[†] Email address for correspondence: cedrick@posteo.de

of non-turbulent flow to a turbulent state is subject to the field of hydrodynamic instability, and there exists a well-developed conceptual framework to ascertain whether a laminar flow exposed to a density stratification can become turbulent when perturbed: Taylor–Goldstein stability analysis and the Miles–Howard theorem (Drazin & Howard 1966; Di Prima & Swinney 1981; Fernando 1991) correctly describe both the relative stability of a particular flow and its path to turbulence. A similar framework to determine whether a turbulent flow exposed to a density stratification re-laminarizes is still missing, and the analysis of turbulence in the very stable boundary layer remains challenging (Steenefeld 2014; Mahrt 2014).

The coexistence of locally laminar and locally turbulent flow in a single configuration is already mentioned by Corrsin (1943). He describes the segregation of a turbulent jet into two disjoint sub-volumes with fully developed turbulence and nearly laminar flow. This concept was termed intermittency and formally introduced by Townsend (1948) in an attempt to generalize Kolmogorov's theory on isotropic turbulence (Kolmogorov 1941, K41), and to apply K41 to a statistically inhomogeneous flow. (In the present work intermittency refers to the concept of external intermittency not to be confused with internal intermittency (cf. Tsinober 2014).) Townsend (1948) postulates that regions of fully developed turbulence exist for a sufficiently long period of time to allow for the establishment of local isotropy inside them. Taking into account a non-zero intermittency fraction, experimental data agree better with the prediction of K41. We follow Townsend's notation, and denote by γ the volume fraction occupied by the turbulent flow: this reduces to a fraction of time in the case of a turbulence time signal and to a fraction of area in the case of a statistically homogeneous plane.

Using an advanced method to determine the intermittency factor in a boundary layer (based on high-frequency velocity oscillations; cf. Townsend (1949)), Corrsin & Kistler (1955) provide physical reasoning and experimental evidence for the hypothesis that the interface between turbulent and non-turbulent motion is one between rotational and irrotational flow. In particular, they show that the root mean square of the vorticity varies by orders of magnitude across this interface. These seminal works provided the ground for extensive studies of turbulent/non-turbulent interfaces and the use of conditional averaging techniques (Kovaszny, Kibens & Blackwelder 1970; Antonia 1981; da Silva, Hunt & Eames 2014).

The aforementioned studies are concerned with the case where non-turbulent flow exists aloft or around some region of turbulent motion. Another variant occurs when stabilizing body forces act on a flow and cause the decay, cessation or absence of turbulence. In stratified channels, re-laminarization was shown not to occur as an on–off process in time but rather as a complex transition from a turbulent to a non-turbulent state (Armenio & Sarkar 2002; Flores & Riley 2011; García-Villalba & del Álamo 2011; Donda *et al.* 2015). When stratification increases gradually, the transition begins with the localized absence of turbulent eddies in an otherwise turbulent flow. Brethouwer, Duguet & Schlatter (2012) demonstrate a similar nature of transition for several wall-bounded flows with different stabilizing body forces.

A particular case of such flows is stratified Ekman flow where static stability acts on top of the stabilizing effect of rotation (Mironov & Fedorovich 2010). Turbulent Ekman flow is the limit of the planetary boundary layer over a homogeneous smooth surface with a constant geostrophic forcing. The laminarization of turbulent Ekman flow under strong stratification is studied by Ansorge & Mellado (2014) and Deusebio *et al.* (2014), and it is similar to that in the above-mentioned channel flows. Further, the localized absence of turbulence in Ekman and channel flows bears a

striking resemblance to the absence of turbulence on some or all scales, even close to the wall, observed in the atmosphere and termed global intermittency by Mahrt (1999). Hence, improved understanding of the dynamics of turbulence cessation and global intermittency in Ekman flow is of immediate relevance for the parameterization of turbulence in large-eddy simulations and global circulation models of the Earth's atmosphere – a pertinent challenge in modelling the planetary boundary layer (Sandu *et al.* 2013; Steeneveld 2014). In the present work, the problem is approached from a conditional statistics perspective (cf. Adrian 1977). This has previously been attempted with regards to observations in the planetary boundary layer (Ruscher & Mahrt 1989; Salmond 2005; Barthlott *et al.* 2007). To the authors' knowledge, occurrence of global intermittency in atmospheric configurations has, however, not yet resulted in an application of the conditioning methods to study separately the turbulent and non-turbulent sub-volumes of a rotating and stratified boundary layer.

The challenge is twofold: first, small-scale derivatives have to be measured with sufficient accuracy to determine a vorticity-based intermittency factor γ (Kuznetsov, Praskovsky & Sabelnikov 1992). Despite advances in measurement techniques, still approximate methods are commonly employed to determine intermittency factors (Westerweel *et al.* 2005; Cava, Katul & Molini 2012). Regarding numerical simulations, sufficiently resolved data in space and time became available just recently: for the neutrally stratified case of Ekman flow, Ansorge & Mellado (2014) provide high-resolution data in a domain large enough to study the large-scale dynamics associated with turbulence breakdown (cf. Shah & Bou-Zeid 2014*b*). Through more recent simulations (introduced in § 2 and discussed in § 3), data for stratified cases at higher Reynolds number became available and are discussed here.

The second challenge is related to the occurrence of global intermittency close to the wall. While a vorticity-based partitioning of the flow detects external intermittency in the outer layer of neutrally stratified flows, there are problems in cases with global intermittency close to the wall. There, large gradients in non-turbulent regions may falsely indicate the existence of turbulence. To overcome this second challenge, we propose here an analysis of the flow combining the intermittency factor with a high-pass filter operation (§ 4). Such a combination of a high-pass filter operation and a vorticity-based intermittency conditioning constitutes a generalization of the conditioning method to problems where turbulence (despite intense shear) is suppressed by a strong-enough body force. The new partitioning method is applied to study separately the turbulent and non-turbulent regions in neutrally and stably stratified Ekman flow.

2. Problem formulation

The set-up here is similar to that introduced by Coleman, Ferziger & Spalart (1990), cf. Ansorge & Mellado (2014): governing flow equations are solved under the Boussinesq approximation and boundary conditions correspond to an Ekman flow over a smooth wall and with a fixed temperature difference between the wall and the free stream. Parameters of this set-up are the geostrophic wind velocity \mathbf{G} , the fluid kinematic viscosity ν , the Coriolis parameter f and the buoyancy difference B_0 between the wall and free stream. We let $G \equiv |\mathbf{G}|$ and align the coordinate direction Ox with \mathbf{G} . The two dimensionless groups

$$Re \equiv G\delta/\nu \quad \text{and} \quad Ri_B \equiv B_0\delta/G^2, \quad (2.1a,b)$$

Name	re_low	ri00	ri15	ri31	ri62
$Re(\delta_{neutral})$	7725	26 450	26 450	26 450	26 450
$\delta^+(t_{analysis})$	487	1400	1370	1180	765
Ri_B	0	0	0.15	0.31	0.62
IC case	n/a	n/a	ri00	ri00	ri15
t_{start}	n/a	n/a	0.0	0.0	1.65
t_{end}	n/a	n/a	1.65	0.5	2.2
$t_{analysis}$	n/a	n/a	1.5	0.25	$1.65 + 0.45 \simeq 2.1$
Grid	A	B	B	B	B

TABLE 1. Simulations used in this work. The row ‘IC case’ lists the case from which the flow fields of a simulation are initialized. The neutrally stratified case is initialized by a broadband perturbation of a purely laminar case; the buoyancy profiles for the two stratified cases initialized with ri00 are an error function matching the desired Ri_B as described in Anson & Mellado (2014). For case ri62, the buoyancy field from case ri15 is multiplied by four. t_{start} is the time in inertial periods over which the initial condition of the flow is exposed to stable stratification. $t_{end} - t_{start}$ is the duration of the simulation. The row $t_{analysis}$ lists the time at which snapshots in time for later analysis are taken. The computational grids have $2048 \times 2048 \times 192$ (A), respectively $3072 \times 6144 \times 512$ (B) points in the streamwise (Ox), spanwise (Oy) and vertical (Oz) directions.

a Reynolds and a Richardson number, govern the flow evolution in time. Heights are normalized by δ and v/u_* such that

$$z^- \equiv z/\delta \quad \text{and} \quad z^+ \equiv zu_*/v. \quad (2.2a,b)$$

Similarly, $t^- = tf/2\pi$; f is the angular frequency of the inertial oscillation. Here, $\delta \equiv u_*/f$ is a measure of the boundary-layer height under neutral conditions, u_* being the corresponding friction velocity. In terms of δ_{95} , the height at which the total stress is reduced to 5% of the wall shear stress, we measure $\delta/\delta_{95} \approx 1.6$ under neutral stratification; under stable stratification, the boundary layer, however defined, is shallower and this ratio increases. Note, however, that Ri_B is defined in terms of the friction velocity u_* under neutral conditions. The reason for this choice is that we also investigate transient regimes to show the robustness of the conditioning method presented in this paper. For such transient cases, the value of u_* for neutral conditions at the same Reynolds number proves convenient to compare among different stratification conditions. As the buoyancy scale under stratified conditions, we use b_* defined through the surface buoyancy flux

$$u_* b_* = v \partial_z B|_{z=0}. \quad (2.3)$$

In the present work, the neutrally stratified simulation at $Re = 26450$ from Anson & Mellado (2014) (there, the Reynolds number is defined in terms of the laminar boundary-layer depth, and their case N1000L is referred to as ri00 throughout this work) is complemented by three stratified cases (ri15, ri31, ri62) in different stability regimes at the same Reynolds number (table 1). The horizontal domain size expressed in parameters of the neutral reference is $20.4 \times 20.4 \delta^2$ or approximately $30000 \times 30000 (v/u_*)^2$ for the cases at $Re = 26450$. The initial condition used for the cases ri15 and ri31 is a realization of the neutrally stratified case ri00, and the buoyancy profile is prescribed by an error function in the wall-normal direction.

The strongly stratified case ri62 uses the final state of case ri15 as initial condition with the buoyancy field multiplied by four. This particular choice of initial condition creates a boundary layer with a realistic buoyancy profile resulting from a turbulent simulation.

3. Flow synopsis

In this section, a brief account of the main physical features observed in the newly conducted simulations is given. For a comprehensive review of the flow in its different stability regimes, see Ansonge & Mellado (2014), Deusebio *et al.* (2014) and Shah & Bou-Zeid (2014b). The three stratified configurations considered in this work (summarized in table 1) can be attributed to the three stability regimes of weak (ri15), intermediate (ri31) and strong (ri62) stratification by means of their bulk evolution (cf. Ansonge & Mellado 2014).

In the weakly stratified case ri15, buoyancy acts as a small perturbation of the flow, and, as such, behaves similar to a passive scalar. Initially, the buoyancy perturbation concentrates in the viscous sub-layer and is passively diffused. Then, after $t^- = 0.1$, it is mixed in the turbulent boundary layer (figure 1a). Beyond $t^- \approx 1$, when the stratified layer reaches the externally intermittent layer and locally approaches the free stream, an entraining layer characterized by high scalar variance develops (around $z^- \approx 0.3 - 0.6$, not shown). Within this weak stratification regime, the equilibrium velocity profile of the mean flow changes slightly with respect to neutral stratification, and an inertial oscillation of relatively small amplitude occurs (figure 1d). While the turbulence intensity is reduced in the outer layer and the boundary-layer thickness reduces (figure 1b), the turbulence intensity in the inner layer and integrated over the whole flow are only marginally affected, and they recover on a time scale of the order of the period of the inertial oscillation (figure 1b,c).

Qualitatively, this picture is similar for the stratified case ri31, but figure 1(c) shows a reduction of turbulence quantities (streamwise and vertical component of vorticity and turbulent fluctuation velocity) of approximately 50%. This corresponds to a 75% reduction in the turbulence kinetic energy (TKE). As will be seen later, this stronger reduction makes the difference between a flow which is turbulent throughout (as in case ri15) and a globally intermittent flow. Hence, case ri31 is attributed to the intermediately stable regime.

In the very stable case ri62, which has been initialized from the final state of case ri15 and thus with a background stratification covering the whole turbulent layer, the turbulence source in the buffer layer is rapidly eliminated. This elimination is indicated by the drastic decrease of $\langle w'w' \rangle$ near the wall (figure 1b) together with the absence of turbulent motion throughout most of the near-wall region (figure 2b). In the outer layer, a high-frequency oscillation becomes dominant in the buoyancy flux ($\langle bw' \rangle$, figure 1a) and in the time series of TKE ($\langle u_i u_i \rangle / 2$, figure 1c) and the root mean square of streamwise vorticity (Ω_x , figure 1c). This oscillation reflects an exchange between potential energy of eddies and kinetic energy of eddies. The initial energy for this oscillation is made available via the sudden increase of stratification imposed by a multiplication of the buoyancy profile from case ri15 to generate the initial condition for the case ri62. If the initial condition from the case ri62 has a laminar buoyancy field with a negligible gradient in the outer layer, such that no potential energy of perturbations is present (as in Ansonge & Mellado 2014), this oscillation does not occur.

Despite its vigorous nature, this oscillation under strong stratification (case ri62) does not create three-dimensional small-scale turbulence, as inferred from the contrast between Ω_z and Ω_x (figure 1c). In the case studied here, the time signal in Ω_x is

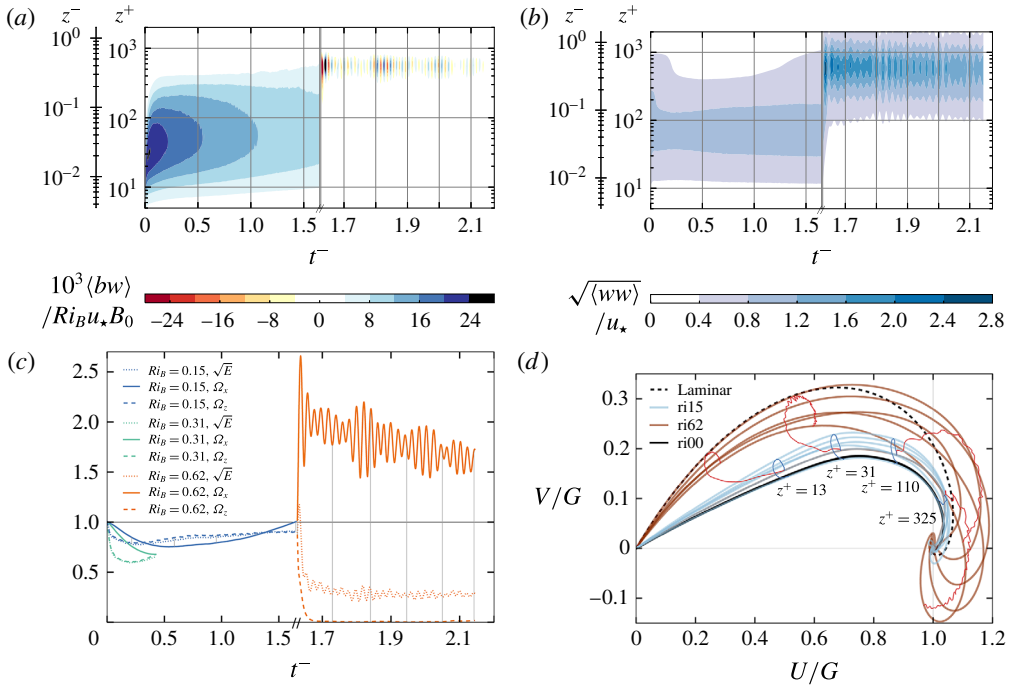


FIGURE 1. (Colour online) (a) Contour plot of $\langle bw \rangle$. (b) Contour plot of $\sqrt{\langle ww \rangle}$, (c) Square root of domain-integrated TKE (\sqrt{E}), domain-integrated root mean square of the streamwise component of vorticity Ω_x , and domain-integrated root mean square of the wall-normal component of vorticity Ω_z , normalized by the corresponding values from case ri00. (d) Hodographs at the time instants marked by vertical lines in (c). The thin solid lines show the time evolution of $(\langle u \rangle, \langle w \rangle)$ at a fixed height; they progress forward in time illustrating the inertial oscillation and connect the hodographs at the fixed height marked by the labels. The time axis in (a–c) changes scale at $t^- \approx 1.6$, i.e. when the stratification is increased from ri15 to ri62, to better illustrate high-frequency variability. Lines in blue colours in (c) and (d) correspond to case ri15, and thereafter to case ri62 (red/yellow colours); (c) also shows case ri31 in green colours.

governed by the high-frequency oscillation, whereas Ω_z is close to zero and does not exhibit an oscillation of similar magnitude. In fact, figure 1(c) indicates the absence of an effective return-to-isotropy term (the return-to-isotropy term works on time scales of the order of the eddy-turnover time $u_* / \delta = f^{-1}$, much longer than the period of this oscillation of the order of $N^{-1} \equiv 1 / \sqrt{\partial_z B}$). Further, this demonstrates the absence of intense pancake vortices in this configuration – oftentimes hypothesized as a source of vorticity under strong stratification (Mahrt 2014).

In summary, in the strongly stable case, the following processes at different scales interact with each other: (i) the inertial oscillation, at a global scale and with an angular frequency f , (ii) the buoyancy oscillation, with an angular frequency of the order of the local buoyancy gradient N and (iii) the re-laminarization and recovery of the turbulent flow influenced by the initial level of turbulence. In absence of turbulence, (i) and (ii) are well understood (Shapiro & Fedorovich 2010). In the presence of turbulence, such interaction remains an active topic of research (Mahrt 2014). Process (iii) poses an additional challenge to an analysis based on conventional




FIGURE 2. Natural logarithm of vorticity modulus normalized by f at $z^- = 0.04$ for cases ri00 (a,b), ri15 (c,d) and ri62 (e,f). (a), (c) and (e) Show the vorticity modulus of the field \mathbf{u} , (b), (d) and (f) of the field \mathbf{u}_{hi} . Only $1/6 \times 1/6$ of the computational box is shown.

statistics: a large portion of the flow is not turbulent and statistics may be strongly influenced by the alternating mean between turbulent and non-turbulent sub-volumes of the flow. As demonstrated in § 5, the study of statistics conditioned to the turbulent and non-turbulent sub-volumes of the flow improves the understanding of dynamics in the inner layer.

4. Decomposition of the flow

4.1. Partitioning of the flow into turbulent and non-turbulent sub-volumes

Vorticity is an appropriate and common discriminator between turbulent and non-turbulent regions of a generally turbulent flow (da Silva *et al.* 2014). Hence, following Pope (2000), we define the intermittency factor as

$$\gamma(z) \equiv \langle H(\omega - \omega_0) \rangle, \quad (4.1)$$

where H is the Heaviside function, ω is the local vorticity magnitude and $\langle \cdot \rangle$ denotes a horizontal average. Defining the threshold ω_0 for the turbulent/non-turbulent interface is to some degree arbitrary. In many free flows, external intermittency is characterized by very intense variations of the vorticity magnitude ω between the turbulent and non-turbulent sub-volumes and this feature yields $\gamma(z)$ quite insensitive to the choice of ω_0 , at least in a certain range (Kovaszny *et al.* 1970; Bisset, Hunt & Rogers 2002; Mellado, Wang & Peters 2009). In Ekman flow, however, two features makes the choice of a vorticity threshold delicate (figure 3a): first, the statistical stationarity of the flow when compared to a growing boundary layer is different; in a growing boundary layer the turbulent part of the flow gradually engrosses non-turbulent fluid. Second, in Ekman flow there is an inviscid vortex-tilting mechanism (appendix A) constituting a vorticity source aloft the turbulent layer. As shown in appendix A, irrespective of Re , this vortex tilting is a fundamental mechanism in Ekman flow that renders the outer, non-turbulent layer different from non-rotating external flows.

We choose here $\omega_0 = \tilde{\omega}$, where

$$\tilde{\omega} \equiv 7\omega_{rms}(\delta_{95}), \quad (4.2)$$

as reference vorticity for the turbulent/non-turbulent distinction for three reasons. First, according to classical definitions of the boundary-layer height, such as δ_{95} , this level is at the verge of the part that is considered turbulent in a bulk sense. Second, we observe the scaling $\langle u_i u_i \rangle \propto z^{-4}$ for $0.75 \lesssim z^- \lesssim 2$ (not shown), which is a signature of potential flow aloft a turbulent boundary layer (Phillips 1955). Third, the resulting profile $\gamma(z)$ (figure 3) is similar to that found in non-rotating boundary layers (cf. Kovaszny *et al.* 1970).

While, as discussed above, this approach is well suited to distinguish the turbulent and non-turbulent regions in the outer layer of a neutrally stratified Ekman flow, the detection of global intermittency under stable stratification based on this method is difficult: contributions of the mean-velocity gradient dominate the turbulence contribution to the vorticity fluctuation close to the wall (Ansoorge & Mellado 2014). To overcome the problem of partitioning the flow within the inner layer, we consider two horizontal high-pass filters of the velocity fields in Fourier space. For the first one, we define

$$F_\delta(k_h) \equiv \frac{1}{2} \left\{ \operatorname{erf} \left[\ln \left(\frac{k_h}{k_\delta} \right) \right] + 1 \right\}, \quad \text{with } k_h \equiv \sqrt{k_x^2 + k_y^2}, \quad (4.3)$$

where k_x and k_y are wavenumbers in the streamwise and spanwise directions and the filter length scale is $k_\delta \equiv 2\pi/\delta$. The filters \mathcal{F}_δ^\pm are then defined by the filter transfer

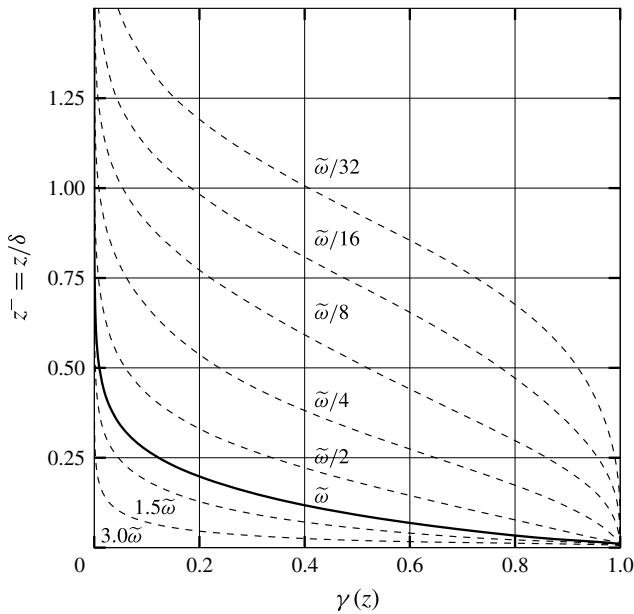


FIGURE 3. Intermittency factor versus height for case ri00 varying the intermittency threshold ω_0 in the range $\tilde{\omega}/32 \leq \omega_0 \leq 3\tilde{\omega}$ with $\tilde{\omega}$ as defined in (4.2).

functions $\pm(F_\delta - 0.5) + 0.5$. That is, we consider the spectral decomposition of the flow fields into

$$\mathbf{u}_{hi} \equiv \mathcal{F}_\delta^+ \{\mathbf{u}\} \quad \text{and} \quad \mathbf{u}_{lo} \equiv \mathcal{F}_\delta^- \{\mathbf{u}\} = \mathbf{u} - \mathbf{u}_{hi}. \tag{4.4a,b}$$

As a second filter, we use the Reynolds decomposition where upper-case letters denote averages and lower-case letters fluctuations.

4.2. Filtering and intermittency factors

The first statistical property that we consider in this analysis is vorticity because of its pivotal role in defining turbulence intermittency (cf. da Silva *et al.* 2014). In the neutrally stratified flow (case ri00), contributions from the high-pass filtered field \mathbf{u}_{hi} dominate the root mean square of the vorticity fluctuations ω_{rms} at all heights (figure 4a). The vorticity root mean square residing in the low-pass filtered field \mathbf{u}_{lo} is less than one-sixth of that contained in \mathbf{u}_{hi} . The same holds for the weakly stratified case ri15, supporting further the aforementioned and well-established similarity between the neutrally and weakly stratified flow regimes. When the stratification increases further, i.e. in case ri31, the vorticity root mean square in the high-pass filtered field begins to reduce while the contribution in the low-pass filtered field only increases slightly.

When stratification is increased to $Ri_B = 0.62$ (case ri62), \mathbf{u}_{hi} contains much lower vorticity root mean square, in particular close to the wall ($z^- < 0.2$). There, the vorticity root mean square is largely explained by the low-pass filter contribution. Contributors to this vorticity root mean square are large-scale coherent motions. While the flow as a whole is undoubtedly turbulent, locally it does not quite seem turbulent in some regions (cf. figure 2c,e). This situation is not any different from that in

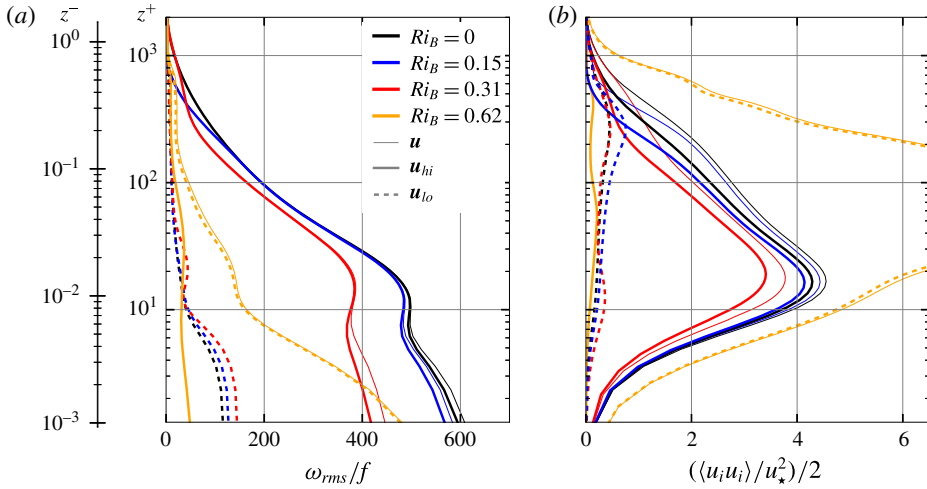


FIGURE 4. (Colour online) Vertical profiles of the vorticity root mean square (a) and TKE (b) of the unfiltered (thin solid), high-pass (thick, solid) and low-pass (thick dashed) filtered fields for case ri00 (black), ri15 (blue), ri31 (red) and ri62 (orange).

a turbulent jet as considered in the works of Townsend, Corrsin & Kistler (Corrsin 1943; Townsend 1948, 1949; Corrsin & Kistler 1955). However, the standard indicator function of turbulence – based on the vorticity of the flow field \mathbf{u} (4.1) – does not work here. We are in the unfortunate situation where external intermittency occurs in the vicinity of the wall. Here, turbulent sub-volumes are not the only contributor to vorticity but also the non-turbulent sub-volumes possess substantial vorticity, which deems vorticity of the unfiltered field inappropriate to locally indicate small-scale activity.

Profiles of TKE (figure 4b) also show the change from fluctuations dominated by small-scale activity in the neutrally and weakly stratified cases to fluctuations dominated by large-scale activity under strong stability. TKE, however, is more sensitive than the vorticity to the strong buoyancy oscillation in case ri62. In general, TKE is less sensitive than vorticity to the absence of small-scale turbulent motion close to the wall. Therefore, we measure intermittency factors based on the vorticity, and consider the filters introduced in this section.

With respect to the flow-partitioning method based on unfiltered fields, most of the flow is turbulent, even in the strongly stable regime (figure 5). Owing to the strong shear in the surface layer, this classical method of measuring external intermittency fails to detect the localized absence of turbulence close to the wall evident in figure 2(c,e). Further, it yields a higher turbulent area fraction (up to $z^- \approx 0.1$ in figure 5) as compared to the neutral reference. When a Reynolds decomposition is used, γ is reduced to approximately 0.5 in the buffer layer of the strongly stable regime, but remains very close to unity in immediate vicinity of the wall. A reduction of the turbulent area fraction by only 10% in cases ri31 and ri62 does not represent an appropriate measure of global intermittency, reflecting the large-scale contribution to the vorticity root mean square in the inner layer (cf. figure 2). If high-pass filtered fields are used to partition the flow, the localized absence of turbulent motion in a vast part of the inner layer is correctly detected. The utility of a spectral decomposition is visualized in figure 2: the logarithm of

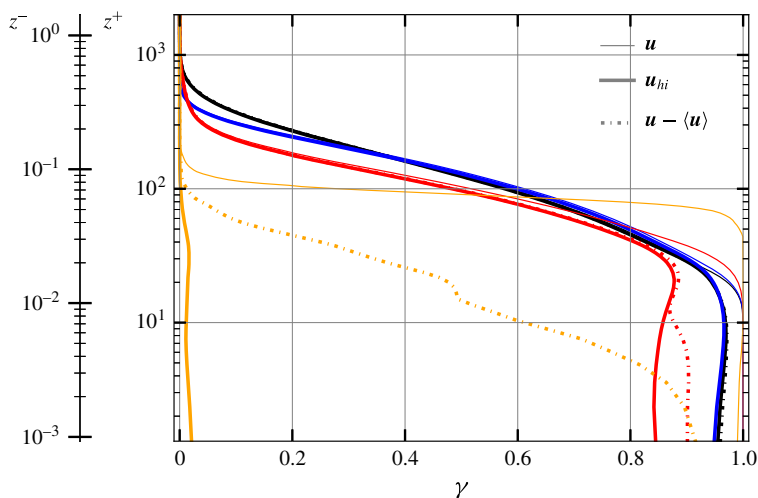


FIGURE 5. (Colour online) Intermittency factor γ with a threshold vorticity $\omega_0 = \tilde{\omega}$ calculated from high-pass filtered field (thick solid: \mathcal{F}_δ^+ ; thick dash-dotted: Reynolds' decomposition) and unfiltered field (thin solid). Colours indicate the stratification as in figure 4. The secondary vertical axis applies to the neutrally stratified case only.

normalized vorticity modulus reaches values of approximately 10 throughout the domain, even in regions where there is no mixing activity (panel *c*). The high-pass filter operation removes these contributions (panel *d*), and the vorticity modulus is significantly reduced in regions with less small-scale mixing. At the same time, for the neutrally stratified case, the consideration of filtered fields has no impact on $\gamma(z)$ above $z^+ \simeq 20$ (figures 2*a* and 2*b*), and in figure 5 the three lines for the Reynolds-averaged high-pass filtered and unfiltered fields collapse, with only a 5% deviation below the buffer region. Under stable stratification, a realistic reduction of the intermittency factor in the vicinity of the wall can – among the options considered here – only be achieved with the high-pass filter \mathcal{F}_δ^+ (4.3).

Given the small variation of intermittency factors below $z^+ \simeq 20$, one might consider conditioning the whole boundary layer based on a two-dimensional partition map of the buffer layer. This was considered here as an alternative to a three-dimensional partitioning method. It turns out, however, that even within the inner layer the vertical coherence of the turbulent/non-turbulent partitioning is not perfect. While the following results qualitatively also hold for this easier approach to partitioning the flow, our analyses showed that turbulence elements may reach into the non-turbulent fraction, modifying in particular the statistics of the non-turbulent sub-volumes. This is a consequence of the complex geometry of the turbulent/non-turbulent interface as it may be inferred from figure 2. This contortion of the turbulent/non-turbulent interface renders the observed tendencies much less clear when this simplified two-dimensional partitioning method is employed. Another effect of a purely two-dimensional partitioning method based on the buffer layer is that effects of external intermittency in the statistics cannot be detected, since external intermittency mainly impacts on a flow above the buffer layer.

In summary, the above introduction of a high-pass filter operation provides a suitable generalization of the vorticity-based conditioning to flows where intermittency occurs in regions with intense shear. We expect this method to work for the broad

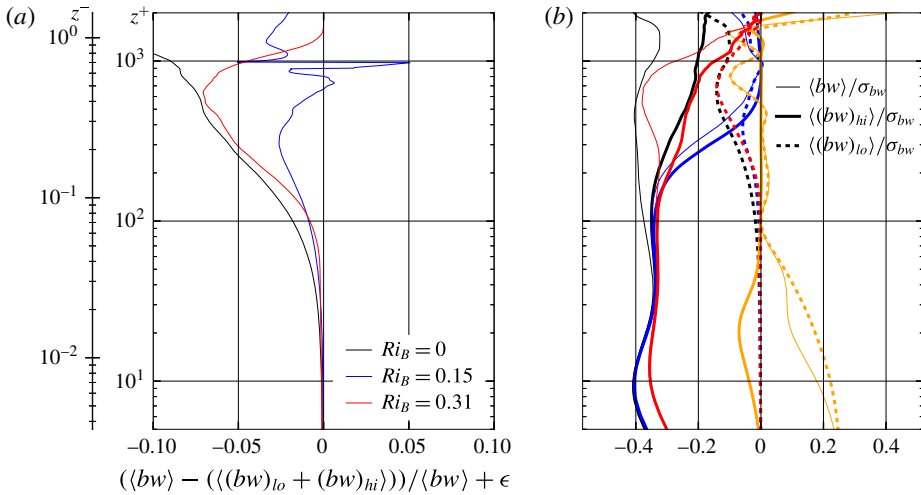


FIGURE 6. (Colour online) (a) Residual of the flux $\langle bw \rangle$ in the term combining large-scale and small-scale motions as a fraction of the total flux. $\epsilon = 10^{-3}B_0G$ is used as a regularization factor to avoid singularity when $\langle bw \rangle$ becomes very small. (b) Flux in the raw field $\langle bw \rangle$, the high-pass filtered field $\langle bw \rangle_{hi}$ and in the low-pass filtered field $\langle bw \rangle_{lo}$ normalized by $\sigma_{bw} := \sqrt{\langle bb \rangle \langle ww \rangle}$. Colouring indicated in panel (a) is as in previous figures. The second vertical axis (z^-) is valid for neutral stratification only.

class of problems where body forces suppress turbulent motion in a region of strong shear; particularly, this includes the global intermittency accompanying both the re-laminarization of a turbulent flow and the recovery of a laminar flow to a turbulent state. The capability to detect the absence of turbulent motion, also in the vicinity of the wall, allows for a decomposition of the flow into disjoint turbulent and non-turbulent sub-volumes. Hence, one may compute conditional statistics that do not mix up effects of a decreased intensity of turbulence on the one hand, and a partial re-laminarization of the flow on the other hand. This approach yields new insight into the dynamics of Ekman flow, including aspects of the logarithmic law under neutral stratification and the organization of patchy turbulence under very strong stratification, as laid out in §5.

4.3. Wave-like motions

Besides the above decomposition in physical space, the high-pass filter operation establishes a spectral decomposition of the flow into large-scale wave-like motions and small-scale mixing eddies. This allows us to quantify the effects of waves on the statistics to a certain extent. In particular, under stable stratification, this aids the understanding of small-scale processes whose footprint in the statistics may otherwise be obscured by effects of waves or coherent large-scale motions.

A decomposition into turbulent and wavy modes is illustrated here by means of the buoyancy flux. Neglecting contributions from the mixed terms, it is

$$\langle bw \rangle \simeq \langle b_{lo} w_{lo} \rangle + \langle b_{hi} w_{hi} \rangle \quad (4.5)$$

within very small deviations (2% within the boundary layer, 5%–10% around $z = \delta$ where the flux is very small, figure 6a). In the inner layer of the neutrally and weakly stratified cases, the buoyancy flux is entirely in the high-pass filtered contribution, i.e. $\langle bw \rangle \simeq \langle b_{hi} w_{hi} \rangle$ (figure 6b). There, the correlation between b and w

is relatively large. Only in the non-turbulent region aloft the turbulent part of the boundary layer do contributions in the large-scale signal matter. Here, the correlation between b and w drops by one order of magnitude. Under strong stratification (case ri62), the turbulence is extinguished, and nearly all the flux resides in large-scale contributions. This flux is not governed by a turbulent process but rather by large-scale wave activity and may change sign (while the viscous flux locally increases as a consequence of the increased stratification that comes with a positive buoyancy flux), as shown in figure 6(b). Hence, this flux is characterized by a very small – sometimes even negative – correlation coefficient between b and w . In fact, the net transport $\int \langle bw \rangle dt$ is very close to zero (not shown) in the non-turbulent region aloft the turbulent part of the boundary layer. Such a small or no correlation between b and w is a feature of wave motions, whereas turbulent motion is characterized by non-zero correlation between b and w (Sutherland 2010). This behaviour of the correlation coefficient between b and w suggests that the filter operation based on the length scale δ – as anticipated above – constitutes a decomposition of the flow into wave and turbulence modes.

5. Conditional statistics

5.1. External intermittency and the logarithmic law for Ekman flow

The logarithmic law is based on a similarity argument for the vertical gradient of streamwise velocity in the surface layer which is often expressed as

$$\frac{\partial U^+}{\partial z^+} = \frac{1}{\kappa z^+} \quad (5.1a)$$

(cf. von Kármán 1930; Prandtl 1961; Zanon, Durst & Nagib 2003). Given a velocity profile, κ can be estimated as

$$\hat{\kappa}_{diff} = \frac{\partial \ln z^+}{\partial U^+}. \quad (5.1b)$$

Such an estimation of κ poses challenges beyond the availability of data at only moderate Reynolds number (Spalart, Coleman & Johnstone 2009). The main issue when estimating κ directly is a strong decline from $\kappa(z^+ \simeq 50) \simeq 0.42$ to $\kappa \simeq 0.38$ at the upper end of the logarithmic layer. Spalart, Coleman & Johnstone (2008) proposed that a shifted origin for the logarithmic law yields a much better fit, but rejected this hypothesis later (Spalart *et al.* 2009). A possible physical interpretation of this dip is the effect of the super-geostrophic wind maximum in Ekman flow located around $z^- \approx 0.20$ (Ansorge & Mellado 2014), which corresponds to $z^+ \approx 300$ for the Re achieved here. Another possible reason is that in this range of heights, the flow is externally intermittent – a fundamental difference to channel flow for which the law was originally derived. Within non-turbulent sub-volumes of the flow, the application of a logarithmic law is not meaningful.

In a laboratory context, with regard to atmospheric measurements, and when it comes to the parameterization of mean-velocity profiles, the integrated form of equation (5.1a) is often more practical: integration of equation (5.1a) over z^+ yields

$$U^+ = \frac{1}{\kappa} \ln z^+ + \mathcal{A}_0, \quad (5.2a)$$

and allows us to locally estimate κ as

$$\hat{\kappa}_{int} = \frac{\ln z^+}{U^+ - \mathcal{A}_0}. \quad (5.2b)$$

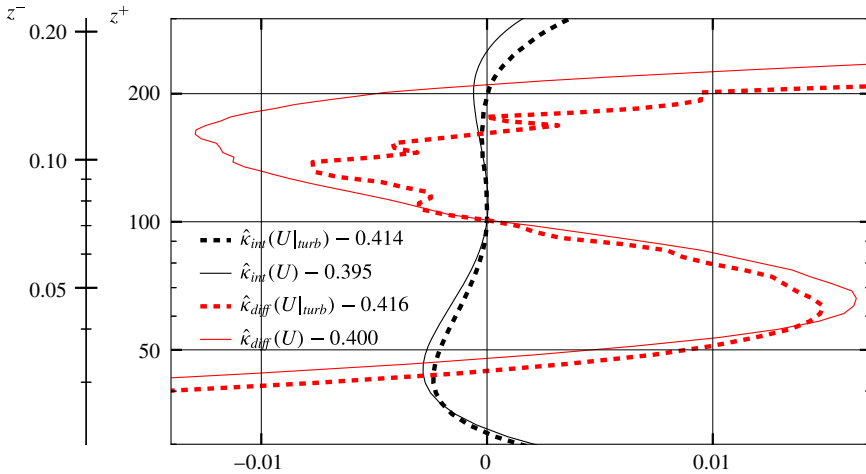


FIGURE 7. (Colour online) Deviation of the estimates for the von Kármán constant based on its value at $z^- = 100$ (cf. table 2). Estimates of $\hat{\kappa}_{int}$ based on the integral formulation (5.2a) are shown in black, estimates of $\hat{\kappa}_{diff}$ based on the differential formulation in red. Thick, dashed lines are based on averages conditioned to turbulent patches ($U|_{turb}$) and thin solid lines show conventional averages (U).

As a consequence of the integration, equation (5.2b) includes the additional unknown parameter \mathcal{A}_0 representing the lower boundary condition for the logarithmic layer. While \mathcal{A}_0 is a physically relevant and geometry-related parameter for the mean-velocity profile, it is unrelated to the fundamental problem of determining the von Kármán constant. We estimate here \mathcal{A}_0 together with κ from a least-square fit of the velocity profiles versus the ideal logarithmic profile (5.2a). By construction, this approach also yields an estimate for the optimal value of κ which is consistent with the differential formulation (5.1a).

The flow-conditioning method introduced in § 4.1 allows us to account for the effect of external intermittency on the logarithmic law by conditioning the mean velocity profile to the turbulent sub-volumes. While we use here $\omega_0 = \tilde{\omega}$ (4.2) as the threshold to discern turbulent and non-turbulent regions, in a qualitative way, the findings put forward here hold when ω_0 is varied in the range $1/8 < \omega_0/\tilde{\omega} < 1$. When considering the conditioned profiles, both estimates for κ ((5.2b) and (5.1b)) vary less with height in the region $50 < z^+ < 200$, as seen in figure 7. In particular, the problematic decline of the estimate for $\hat{\kappa}_{diff}$ is reduced by approximately 50% when only the turbulent fraction of the domain is considered. We propose hence the modified logarithmic law

$$U_{turb}^+ = \frac{1}{\kappa} \ln z^+ + \mathcal{A}_0. \quad (5.3)$$

Using the velocity conditioned to the turbulent regions of the flow, this formulation takes into account effects of external intermittency in the logarithmic layer of the flow. The considerable improvement of the estimator for the von Kármán constant, κ_{diff} , provides strong evidence that the failure to establish a plateau in $\kappa_{diff}(z^+)$ is, at least partly, an effect of the entrainment of non-turbulent fluid into the logarithmic layer. As such, this effect is intrinsic to Ekman flow however high the Reynolds number and, contrary to possible other mechanisms with impact on the logarithmic

	Interval	$A_0(\mathbf{U})$	$\kappa(\mathbf{U})$	$A_0(\mathbf{U} _{turb})$	$\kappa(\mathbf{U} _{turb})$
40	$< z^+ < 80$	4.89	0.410	5.10	0.428
50	$< z^+ < 100$	4.95	0.413	5.11	0.428
60	$< z^+ < 120$	4.81	0.407	4.99	0.423
80	$< z^+ < 160$	4.46	0.400	4.76	0.415
100	$< z^+ < 200$	4.27	0.389	4.76	0.415
120	$< z^+ < 240$	4.34	0.391	4.94	0.421
	Spread	0.68	0.024	0.35	0.013

TABLE 2. Estimates from conventional and conditioned velocity profiles for A_0 and κ based on a least-squares fit. The fitted region varies according to the column ‘interval’. The spread between the maximum and minimum value in the respective column is given for convenience.

law at intermediate Reynolds numbers, cannot be expected to cede when Re is further increased. (In fact, the shifted-origin hypothesis for the logarithmic law put forward by Spalart *et al.* (2008) seems now again a lot more attractive than it appeared in the light of the findings in Spalart *et al.* (2009).)

While actually a consequence of external intermittency, this modification can be interpreted in analogy to a wake law, but it extends deep into the logarithmic layer. When rewritten in terms of the actual velocity profile, i.e. including the non-turbulent regions, our findings suggest the formulation

$$U^+ = \frac{1}{\kappa} \ln z^+ + \mathcal{A}_0 + f_{ext.int.}(z^-, z^+), \quad (5.4)$$

where $f_{ext.int.}$ can be interpreted as a wake function representing the effect of external intermittency and is exactly prescribed by the difference $U^+ - U|_{turb}^+$ of the average wind speed in the conditioned and unconditioned fields. Similarity properties and the exact dependency of the function $f_{ext.int.}$ on the non-dimensional heights z^- and z^+ need to be identified.

With regards to absolute values of the parameters related to the logarithmic law, our conventional mean-velocity profiles support values for κ in the range [0.389, 0.413] – depending on the height range from which they are estimated (table 2). When the non-turbulent patches are excluded from the field, the estimate of κ increases as a consequence of the lower velocity $U^+|_{turb} < U^+$ appearing in the denominator of the estimators for κ . Along with an increasing effect of external intermittency, this impact increases with height: the impact on κ of using the conditioned profile instead of the conventional averages is a 2% increase when estimated for $50 < z^+ < 100$, but already a 6% increase when estimated for $120 < z^+ < 240$. When using the conditioned profile, dependency of both \mathcal{A}_0 and κ on the height range from which they are estimated decreases and the data only support the reduced range $0.41 \lesssim \kappa \lesssim 0.43$ for the von Kármán constant. We interpret this reduced uncertainty in κ as a consequence considering an additional relevant physical mechanism in the logarithmic layer of the flow.

5.2. Global intermittency in the surface layer of stratified Ekman flow

One might ask: how does the structure of turbulence change under stable stratification? When considering the flow as a whole, the effect of stratification in the strongly stable case is tremendous (cf. Ansgore & Mellado 2014). A way to quantify the impact of

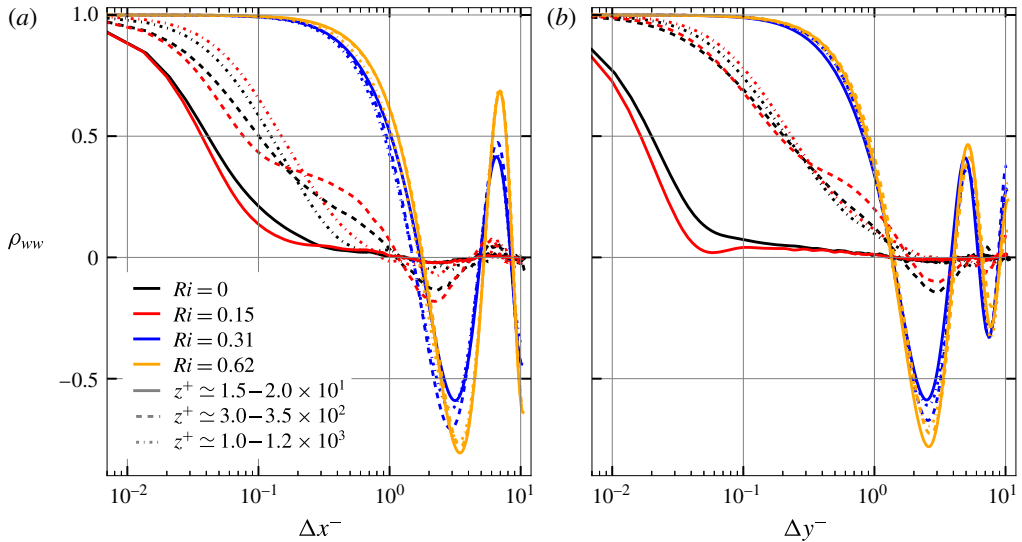


FIGURE 8. (Colour online) Streamwise (a) and spanwise (b) auto-correlation function of the vertical component of velocity at three different heights in the buffer layer, surface layer and outer layer of the turbulent flow. Shown are the four cases $ri00$, $ri15$, $ri31$ and $ri62$ with colouring as in previous figures. Different line strokes indicate different heights above the surface as shown in the legend. The separations Δx and Δy are normalized with the boundary-layer depth for the respective stratified case at the time where the correlation is evaluated. Accounting for the symmetries of the horizontally doubly periodic problem, the auto-correlation functions are only shown through half the domain.

stratification on turbulent motion is through streamwise and spanwise auto-correlation functions (figure 8). While a slight increase of stratification from $Ri = 0$ to $Ri = 0.15$ has only minor impact on the correlation, the strongly stratified cases $ri31$ and $ri62$, exhibit dramatically increased correlations at various heights throughout the boundary layer. The large-scale features, i.e. the global modes, also seen in the correlations under neutral stratification at a similar length scale (around $\Delta x^- \approx 2.5$ and $\Delta x^- \approx 5$) become more prominent, illustrating the important role which such coherent structures play in stratified Ekman flow. This persistence or even increasing dominance of large-scale modes under stable stratification in the near-wall region is also seen in a spectral analysis (not shown): the agreement of the length scale of these large-scale modes in Ekman flow ($\approx 5\delta$ as inferred from the correlation plots in figure 8) with that of the global modes under neutral stratification points to a link between them. While the presence of such large-scale modes and their emergence or persistence in stratified conditions (perhaps related to inertia-gravity waves) is a well-known feature in the core region of channel flow (García-Villalba & del Álamo 2011) and the outer region of Ekman flow (Shah & Bou-Zeid 2014a), such modes of motion were not described near the wall so far (in fact, García-Villalba & del Álamo describe wall turbulence without global modes). We propose – in analogy to the presence of external intermittency in the surface layer under neutral stratification (cf. § 5.1) – that this is due to the large-scale global intermittency in the flow that transfers information about large-scale modes from the outer layer of the flow to the wall. As a consequence, even when the actual turbulent eddies are limited to a rather

narrow spectral band due to stratification, large-scale modes from the outer layer penetrate deeply into the surface layer by governing the large-scale patterns of local laminarization.

But stratification not only impacts on correlations for large spatial separation: also for small spatial separation the correlation increases substantially when stratification becomes strong. This substantial increase is governed primarily by the large extent of the non-turbulent regions and is thus not a useful measure when it comes to the description of the small-scale turbulent motions within turbulent patches. Given the apparently very similar morphology of the turbulent regions as inferred from flow visualization, the difference in spectral or correlation analysis illustrates that these methods might not be the most suitable to investigate stratification-induced changes in the turbulent region of the flow. For the remainder of this work, we hence turn to a conditional analysis of one-point statistics.

While, as pointed out above, a correlation analysis might make one expect fundamental differences in the local structure of turbulent eddies, we show here that this is actually not the case. Therefore, the investigation is constrained to local properties of turbulent eddies within the patches of the flow that are turbulent with respect to the conditioning method introduced above in §4.1. When this is done, the morphology of turbulence inside turbulent patches does not change substantially under stable stratification; it is rather the size of the turbulent flow fraction which causes order-one changes in conventional statistics.

Turbulent and non-turbulent sub-volumes of flow can be attributed to their source region by analysing the conditional statistics of buoyancy and velocity. Inside turbulent sub-volumes, the vertical velocity is positive and the streamwise velocity reduces with respect to the non-turbulent sub-volumes (figure 9*a,b,d,e*). Reduced streamwise velocity inside a turbulent patch implies decreased shear in the turbulent partition. In terms of a quadrant analysis, this shows that turbulent sub-volumes mainly contribute to stress in the second quadrant ($u' < 0$, $w' > 0$, ejections) while the non-turbulent sub-volumes contribute to stress in the fourth quadrant ($u' > 0$, $w' < 0$, sweeps). Buoyancy behaves very similar to the streamwise velocity and reduces in turbulent sub-volumes with respect to their non-turbulent counterparts (figure 9*c,f*). This series of differences between the statistical properties conditioned to turbulent and non-turbulent sub-volumes is a manifestation of the character of turbulence events as it is suggested by a structural approach to wall-bounded turbulence (cf. Adrian 2007): Turbulence is sustained by ejections from below, and the fluid inside these sub-volumes originates from the wall. The fluid in non-turbulent sub-volumes originates from the free stream.

The velocity and scalar profiles of the high-pass-filtered field \mathbf{u}_{hi} conditioned to turbulent patches do not change substantially when the stratification is increased from neutral to the weakly and intermediately stratified cases (figure 9*d-f*). In contrast, we observe significant changes for the strongly stratified case ri62. In this case, the turbulent area fraction is very small ($\approx 5\%$) and the turbulence is just about to burst, so that there exist no real turbulent patches yet (figure 2*e,f*).

An indicator of turbulence is the dissipation rate of TKE (figure 10*a*). While in case ri62 the dissipation rate in the entire flow is decreased by approximately an order of magnitude, we see that when solely the turbulent sub-volumes are considered, the dissipation is reduced by only $\approx 5\%$ with respect to the neutrally stratified flow. The same holds for the cases ri31 and ri15 where the normalized dissipation conditioned to turbulent sub-volumes is insensitive to the imposed stratification. This further supports the above-mentioned similarity of the properties of the actual turbulence structures across the different regimes of stratification investigated here.

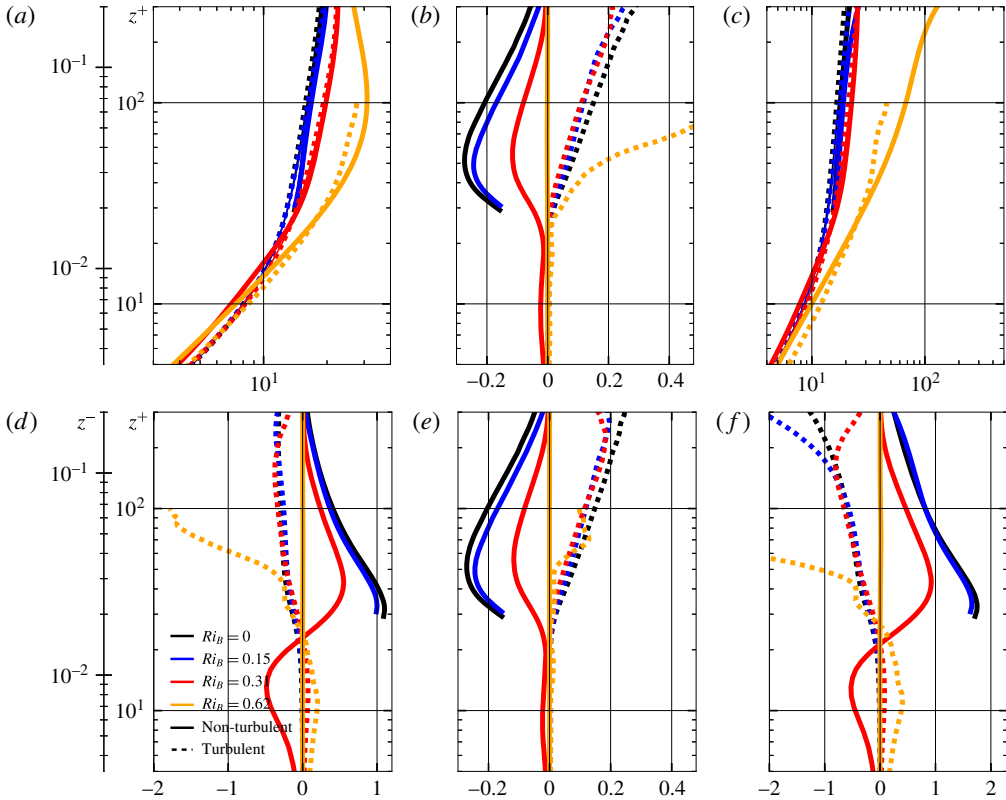


FIGURE 9. (Colour online) Vertical profiles of U , W , B (a–c), and U_{hi} , W_{hi} , B_{hi} (d–f) conditioned to non-turbulent and turbulent sub-volumes of the flow. The lines are drawn if the area fraction contributing to a partition at a given level exceeds 1%. The secondary vertical axis applies to the neutrally stratified case only.

Another straightforward measure of turbulence is the TKE, which – in contrast to vorticity – is accessible through point measurements given sufficient stationarity of the flow. When considering the TKE, the concentration of dissipative flow structures into the turbulent patches of the flow is best observed in terms of its vertical component $\langle ww \rangle$ (figure 10*b*). The uniformity of the small-scale structure of the turbulent flow regardless of stratification seen above is, however, obscured by other effects. The reason for this less clear distinction between the turbulent and non-turbulent sub-volumes are the large-scale structures seen in figure 2. These large-scale structures are more prominent in terms of absolute velocity than they are in terms of velocity derivatives, i.e. the vorticity (cf. §§ 3, 4.2).

6. Discussion

6.1. Implications for resolution requirements in stably stratified flow

In previous sections we found – consistent with the signals in mean profiles – a relatively small impact of stratification on the turbulence dissipation rate inside turbulent patches when compared to the impact of stratification on the total signal. This finding is in accordance with spectral analysis by García-Villalba & del Álamo (2011) who show that the spectral peak caused by near-wall structures is retained

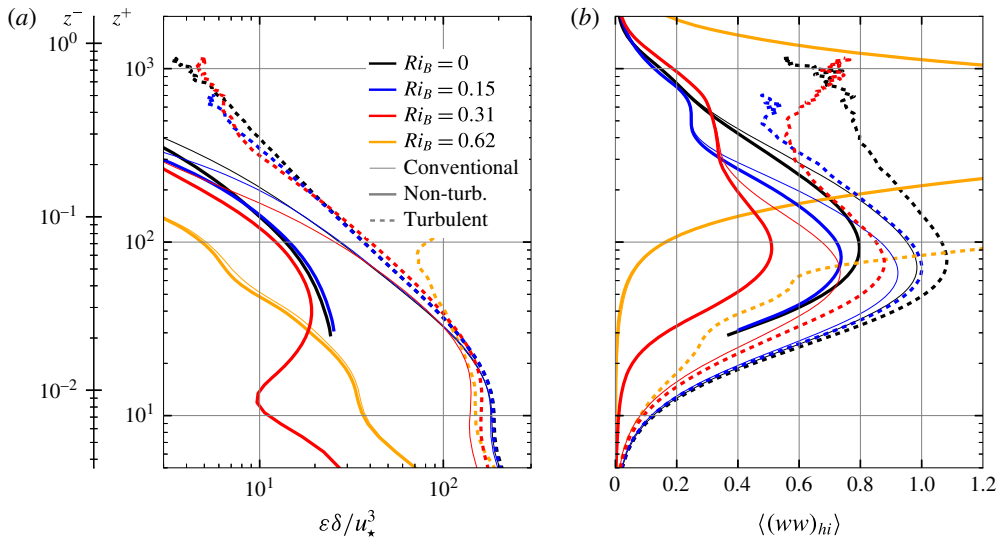


FIGURE 10. (Colour online) Viscous dissipation rate of TKE (a) and TKE (b) conditioned to turbulent and non-turbulent regions of the flow. The secondary vertical axis applies to the neutrally stratified case only.

also under strong stratification. We show here, quantitatively, that the nature of the turbulent signal does not depend on the stratification too strongly (as long as the turbulent regions are not negligible in size), but that it is the size of the non-turbulent fraction which governs the order-one decrease in turbulent dissipation and fluctuation velocities when the flow is exposed to strong stratification.

A concentration of dissipative structures into a small volume fraction of the flow has consequences for resolution requirements under stable stratification. A common assumption when simulating stably stratified flows is that, due to a reduced level of (mean) dissipation, the resolution required for a corresponding simulation without the impact of stratification is always sufficient to study the stable case. In a globally intermittent flow, the dissipation is, however, not distributed homogeneously on a large scale and the reduction of the dissipation rate on average must not be mistaken for an indicator of less strict resolution requirements: the global reduction of dissipation is inappropriate as an estimator for the local extreme values of dissipation. A globally intermittent flow hence requires higher resolution than a flow with the same averaged dissipation rate that is turbulent throughout but with reduced turbulence intensity of individual turbulence structures; despite the fact that the Kolmogorov length scale η is only proportional to the power 1/4 of the dissipation, this can render a resolution which is sufficient for the simulation of a neutrally stratified flow, insufficient for the stable case. In fact, when we assume $\varepsilon = 0$ inside non-turbulent regions, it is $\langle \varepsilon \rangle_{turb} = \gamma^{-1} \langle \varepsilon \rangle_{global}$, or in terms of the Kolmogorov scale

$$\eta_{turb} = \gamma^{1/4} \eta_{global}. \tag{6.1}$$

For a commonly encountered intermittency fraction of $\gamma = 1/8$, this implies that the Kolmogorov scale η_{global} is $\approx 40\%$ larger than that inside turbulent regions, η_{turb} . On top of this effect, we also observe that the peak values of dissipation (which are

actually the important parameter when choosing the resolution) are higher in bursting turbulence under stable stratification when compared to a homogeneously turbulent neutrally stratified flow.

6.2. Implications for parameterizing turbulence in the atmospheric boundary layer

Our findings with regards to the turbulence structure under strong stratification have implications for the parameterization of exchange coefficients in the stable boundary layer. In agreement with previous work on the boundary layer and canonical flow configurations under stable stratification (Flores & Riley 2011; Brethouwer *et al.* 2012; Chung & Matheou 2012; Deusebio, Caulfield & Taylor 2015), the present results show that the absence of turbulence in extended regions of flow, even close to the surface, is a ubiquitous phenomenon under very strong stratification. Once turbulence cannot be fully sustained, the turbulent area fraction and the relative size of the non-turbulent region is determined by the stratification strength, which is most appropriately parameterized in terms of the Obukhov length expressed in wall units L_O^+ (Flores & Riley 2011; Deusebio *et al.* 2015). This means that global intermittency arises from a global constraint on the flow, for instance, the exceedance of the maximum sustainable heat flux as suggested in the literature (van de Wiel & Moene 2012; van de Wiel *et al.* 2012; van Hooijdonk *et al.* 2015). Local perturbations, such as surface heterogeneities, simply determine the spatio-temporal distribution of global intermittency (Acevedo & Fitzjarrald 2003; Sun *et al.* 2004, 2012), but they are not necessary as a trigger.

Owing to the absence of surface heterogeneities in our set-up, the spatio-temporal pattern of global intermittency close to the surface is caused by a large-scale structure in the outer layer of the flow. The characteristic length scale of these large-scale motions is of the order of the boundary-layer depth scale δ . A very similar phenomenon is observed in homogeneously stratified sheared turbulence and rotating Couette flow (Brethouwer *et al.* 2012; Chung & Matheou 2012), in both of which no local or coherent perturbations are present. This agreement among a number of different flow configurations suggests there is a very general mechanism behind what is recently called ‘weak turbulence’ in an atmospheric context (Mahrt 2014).

In fact, our results imply new approaches to the parameterization of turbulence exchange coefficients in the atmospheric boundary layer in this ‘weak-turbulence’ regime: the propitious case that the turbulence properties under stable stratification do not change substantially, but that it is rather the size of the turbulent fraction which changes, calls for factorized parameterization. In such a factorized parameterization, the intermittency factor γ – expressed as a function of L_O^+ – might be used together with a common approach to modelling the weakly stratified boundary layer to determine bulk statistical properties, such as the mean, variances or turbulence viscosities. Such a parameterization can deliver a quantifiable and physically sound explanation for long-tail formulations of turbulence exchange in the stable boundary layer.

7. Conclusions

Conditional statistics of turbulent Ekman flow under neutral and stable stratification have been discussed. For that purpose, we introduced a generalized conditioning method based on the vorticity of high-pass filtered velocity fields and demonstrated its capability to detect and characterize global intermittency in a stratified Ekman flow. Under neutral stratification, the modified method yields results identical to those

of the standard method based on the vorticity of the unfiltered field. In addition, the modified method provides a spectral decomposition of the flow, and we provided evidence that this decomposition is one into turbulence and wave modes in the stably stratified cases. While this work only examines one particular flow where rotation and strongly stable stratification interact, we expect that – subject to a tuning of the filter length scale δ and the vorticity threshold ω_0 – the method we put forward here also applies to other flows with stabilizing body forces such as magneto-hydrodynamic flows. Similarly, the present concept applies to stably stratified shear layers or rotating flows without density stratification irrespective of their transitional character.

Conditional statistics of the neutrally stratified case illustrate the impact of external intermittency on the logarithmic law: the prominent dip in $\partial \ln z^+ / \partial U^+$ in the upper part of the logarithmic layer is related to external intermittency. This dip is reduced by approximately 50% when the velocity field is conditioned to only the turbulent sub-volumes of the flow. As a consequence of lower velocity in the turbulent sub-volumes, the estimate of the von Kármán constant increases slightly when estimated from a conditioned field. When taking into account the external intermittency, the uncertainty in estimating κ is reduced by approximately 50%; our data support values in the range 0.41–0.43 for κ and 4.8–5.1 for \mathcal{A}_0 .

Our modified conditioning method properly discriminates between non-turbulent and turbulent flows under all classes of stability investigated here, including a near-complete laminarization of the flow. Up to a stratification as strong as in the case ri31, the character of individual turbulence elements is very similar to that under neutral stratification, and we demonstrate that it is rather the extent γ of the turbulent fraction which governs order-one changes in conventional statistics, instead of a fundamental change in the individual elements of turbulence. This implies a need for higher resolution in direct numerical simulation of stably stratified cases than what is commonly claimed. Moreover, the conditional analysis conducted here suggests a novel approach to the parameterization of what is now called ‘weak turbulence’ in studies of the atmospheric boundary layer under strong stratification.

Acknowledgements

We thank four anonymous reviewers for their comments that helped to shape this paper. Computing time for this project was provided by Jülich Supercomputing Centre under the project grant HHH07. Financial support through the ‘Max Planck Research Group Program’ of the Max-Planck-Gesellschaft is gratefully acknowledged.

Appendix A. An inviscid vortex-tilting mechanism in rotating flow

The vorticity equation for Ekman flow reads as

$$\frac{\partial \boldsymbol{\omega}}{\partial t} + (\mathbf{u} \cdot \nabla) \boldsymbol{\omega} = (\boldsymbol{\omega} \cdot \nabla) \mathbf{u} + \nu \nabla^2 \mathbf{u} + 2(\boldsymbol{\Omega} \cdot \nabla) \mathbf{u} + 2(\mathbf{u} \cdot \nabla) \boldsymbol{\Omega}, \quad (\text{A } 1)$$

where $\boldsymbol{\omega} \equiv \nabla \times \mathbf{u}$ and $\boldsymbol{\Omega}$ is the planetary rotation. It is readily seen that the planetary rotation $\boldsymbol{\Omega}$ constitutes a source term in this budget, and rewriting (A 1) in tensor notation, one can use the f-plane approximation to replace $2\boldsymbol{\Omega} =: 2f\hat{\mathbf{e}}_z$:

$$\frac{\partial \omega_i}{\partial t} + u_j \frac{\partial \omega_i}{\partial x_j} = \omega_j \frac{\partial u_i}{\partial x_j} + \nu \frac{\partial^2 \omega_i}{\partial x_j^2} + f \frac{\partial u_i}{\partial z}. \quad (\text{A } 2)$$

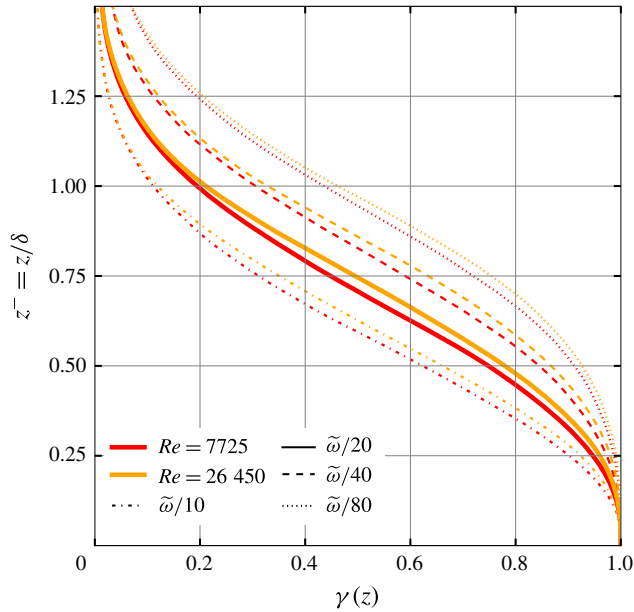


FIGURE 11. (Colour online) Intermittency factor versus height for the case ri00 and the lower-*Re* case re_low with $Re = 7725$ where the intermittency threshold is varied by a factor of 8 (note that the variation in Re from 7725 to 26 450 corresponds to a variation of ν by a factor of 4).

Compared with the non-rotating reference frame, there is the additional source $f\partial_z u_i$ representing vortex tilting of planetary vorticity by a vertical gradient of streamwise velocity. This term is also present in the enstrophy equation:

$$\frac{1}{2} \frac{d\omega_i^2}{dt} = \omega_i \frac{\partial u_j \omega_i}{\partial x_j} + \frac{1}{2} \nu \left[\frac{\partial^2 \omega_i^2}{\partial x_j^2} - 2 \left(\frac{\partial \omega_i}{\partial x_j} \right)^2 \right] + f \omega_i \frac{\partial u_i}{\partial z}. \tag{A 3}$$

In the absence of vorticity, according to (A 2), the sign of ω_i becomes that of $f\partial_z u_i$, making the last term of the right-hand side of (A 3) a source of enstrophy. This means that in the presence of even weak velocity gradients in the irrotational region of Ekman flow, vortex stretching of planetary vorticity generates mean vorticity and vorticity at a rate proportional to the velocity gradient $\partial_z u_i$ and the Coriolis parameter f . At some level of vorticity this process is balanced by dissipation; until this happens vorticity is accumulated in the non-turbulent part of the boundary layer causing a background enstrophy that smears out the jump in enstrophy magnitude between turbulent and non-turbulent parts when compared to other (non-rotating) flows. The Re independence of $\langle u(z) \rangle$ (Ansonge & Mellado (2014)) in the outer layer suggests that the term $f\langle \omega_x \rangle \partial_z \langle u \rangle$ scales inviscidly, and this mechanism is independent of the Reynolds number. The inviscid nature of the vortex-tilting mechanism is seen in figure 11 where the sensitivity of $\gamma(z)$ to the vorticity threshold does not depend significantly on the Reynolds number. It is concluded that this vortex tilting, irrespective of Re , is a fundamental mechanism in Ekman flow rendering the outer, non-turbulent layer different from non-rotating external flows.

REFERENCES

- ACEVEDO, O. C. & FITZJARRALD, D. R. 2003 In the core of the night-effects of intermittent mixing on a horizontally heterogeneous surface. *Boundary-Layer Meteorol.* **106** (1), 1–33.
- ADRIAN, R. J. 1977 On the role of conditional averages in turbulence theory. *Turbulence in Liquids*. (ed. J. L. Zakin & G. K. Patterson), pp. 323–332. Princeton.
- ADRIAN, R. J. 2007 Hairpin vortex organization in wall turbulence. *Phys. Fluids* **19**, 041301,1–16.
- ANSORGE, C. & MELLADO, J. P. 2014 Global intermittency and collapsing turbulence in the stratified planetary boundary layer. *Boundary-Layer Meteorol.* **153** (1), 89–116.
- ANTONIA, R. A. 1981 Conditional sampling in turbulence measurement. *Annu. Rev. Fluid Mech.* **13**, 131–156.
- ARMENIO, V. & SARKAR, S. 2002 An investigation of stably stratified turbulent channel flow using large-eddy simulation. *J. Fluid Mech.* **459**, 1–42.
- BARTHLOTT, C., DROBINSKI, P., FESQUET, C., DUBOS, T. & PIETRAS, C. 2007 Long-term study of coherent structures in the atmospheric surface layer. *Boundary-Layer Meteorol.* **125** (1), 1–24.
- BISSET, D. K., HUNT, J. C. R. & ROGERS, M. M. 2002 The turbulent/non-turbulent interface bounding a far wake. *J. Fluid Mech.* **451**, 383–410.
- BRETHOUWER, G., DUGUET, Y. & SCHLATTER, P. 2012 Turbulent–laminar coexistence in wall flows with Coriolis, buoyancy or Lorentz forces. *J. Fluid Mech.* **704**, 137–172.
- CAVA, D., KATUL, G. G. & MOLINI, A. 2012 The role of surface characteristics on intermittency and zero-crossing properties of atmospheric turbulence. *J. Geophys. Res.* **117**, 1–17.
- CHUNG, D. & MATHEOU, G. 2012 Direct numerical simulation of stationary homogeneous stratified sheared turbulence. *J. Fluid Mech.* **696**, 434–467.
- COLEMAN, G. N., FERZIGER, J. H. & SPALART, P. R. 1990 A numerical study of the turbulent Ekman layer. *J. Fluid Mech.* **213**, 313–348.
- CORRSIN, S. 1943 Investigations in an axially symmetrical heated jet of air. *Rep. WR W-94*. National Advisory Committee for Aeronautics, Washington, DC.
- CORRSIN, S. & KISTLER, A. L. 1955 Free-stream boundaries of turbulent flows. *Tech. Rep. TR1244-3133*. John Hopkins University, Washington DC.
- DEUSEBIO, E., CAULFIELD, C. P. & TAYLOR, J. R. 2015 The intermittency boundary in plane Couette flow. *J. Fluid Mech.* **781**, 298–329.
- DEUSEBIO, E., BRETHOUWER, G., SCHLATTER, P. & LINDBORG, E. 2014 A numerical study of the unstratified and stratified Ekman layer. *J. Fluid Mech.* **755**, 672–704.
- DI PRIMA, R. C. & SWINNEY, H. L. 1981 Instabilities and transition in flow between concentric rotating cylinders. In *Hydrodynamic Instabilities and the Transition to Turbulence* (ed. H. L. Swinney & J. P. Gollub), Springer.
- DONDA, J. M. M., VAN HOOIJDONK, I. G. S., MOENE, A. F., JONKER, H. J. J., VAN HEIJST, G. J. F., CLERCX, H. J. H. & VAN DE WIEL, B. J. H. 2015 Collapse of turbulence in stably stratified channel flow: a transient phenomenon. *Q. J. R. Meteorol. Soc.* **141** (691), 2137–2147.
- DRAZIN, P. G. & HOWARD, L. N. 1966 *Hydrodynamic Stability of Parallel flow of Inviscid Fluid*, Advances in Applied Mathematics, vol. 9. Elsevier.
- FERNANDO, H. J. S. 1991 Turbulent mixing in stratified fluids. *Annu. Rev. Fluid Mech.* **23**, 455–493.
- FLORES, O. & RILEY, J. J. 2011 Analysis of turbulence collapse in the stably stratified surface layer using direct numerical simulation. *Boundary-Layer Meteorol.* **139** (2), 241–259.
- GARCÍA-VILLALBA, M. & DEL ÁLAMO, J. C. 2011 Turbulence modification by stable stratification in channel flow. *Phys. Fluids* **23** (4), 045104.
- VAN HOOIJDONK, I. G. S., DONDA, J. M. M., CLERCX, H. J. H., BOSVELD, F. C. & VAN DE WIEL, B. J. H. 2015 Shear capacity as prognostic for nocturnal boundary layer regimes. *J. Atmos. Sci.* **72** (4), 1518–1532.
- VON KÁRMÁN, T. 1930 Mechanische Ähnlichkeit und Turbulenz. *Nachr. Ges. Wiss. Göttingen, Mathematisch-Physikalische Klasse* **Band 1924**, 58–76.
- KOLMOGOROV, A. N. 1941 Dissipation of energy in locally isotropic turbulence. *Dokl. Akad. Nauk SSSR* **434** (1890), 15–17.

- KOVASZSNAY, L. S. G., KIBENS, V. & BLACKWELDER, R. F. 1970 Large-scale motion in the intermittent region of a turbulent boundary layer. *J. Fluid Mech.* **41** (2), 283–325.
- KUZNETSOV, V. R., PRASKOVSKY, A. A. & SABELNIKOV, V. A. 1992 Fine-scale turbulence structure of intermittent shear flows. *J. Fluid Mech.* **243**, 595–622.
- MAHRT, L. 1999 Stratified atmospheric boundary layers. *Boundary-Layer Meteorol.* **90** (3), 375–396.
- MAHRT, L. 2014 Stably stratified atmospheric boundary layers. *Annu. Rev. Fluid Mech.* **46**, 23–45.
- MELLADO, J.-P., WANG, L. & PETERS, N. 2009 Gradient trajectory analysis of a scalar field with external intermittency. *J. Fluid Mech.* **626**, 333–365.
- MIRONOV, D. & FEDOROVICH, E. 2010 On the limiting effect of the Earth's rotation on the depth of a stably stratified boundary layer. *Q. J. R. Meteorol. Soc.* **136** (651), 1473–1480.
- PHILLIPS, O. M. 1955 The irrotational motion outside a free turbulent boundary. *Proc. Camb. Phil. Soc.* **51** (01), 220–229.
- POPE, S. B. 2000 *Turbulent Flows*. Cambridge University Press.
- PRANDTL, L. 1961 Zur turbulenten strömung in rohren und längs platten. In *Ludwig Prandtl Gesammelte Abhandlungen* (ed. W. Tollmien, H. Schlichting, H. Görtler & F. W. Riegels), pp. 632–648. Springer.
- RUSCHER, P. & MAHRT, L. 1989 Coherent structures in the very stable atmospheric boundary layer. In *Boundary Layer Studies and Applications*, pp. 41–54. Springer.
- SALMOND, J. A. 2005 Wavelet analysis of intermittent turbulence in a very stable nocturnal boundary layer: implications for the vertical mixing of ozone. *Boundary-Layer Meteorol.* **114** (3), 463–488.
- SANDU, I., BELJAARS, A. C. M., BECHTOLD, P., MAURITSEN, T. & BALSAMO, G. 2013 Why is it so difficult to represent stably stratified conditions in numerical weather prediction (NWP) models? *J. Adv. Modeling Earth Syst.* **5** (2), 117–133.
- SHAH, S. K. & BOU-ZEID, E. 2014a Very-large-scale motions in the atmospheric boundary layer deduced by snapshot proper orthogonal decomposition. *Boundary-Layer Meteorol.* **153**, 355–387.
- SHAH, S. K. & BOU-ZEID, E. 2014b Direct numerical simulations of turbulent Ekman layers with increasing static stability: modifications to the bulk structure and second-order statistics. *J. Fluid Mech.* **760**, 494–539.
- SHAPIRO, A. & FEDOROVICH, E. 2010 Analytical description of a nocturnal low-level jet. *Q. J. R. Meteorol. Soc.* **136**, 1255–1262.
- DA SILVA, C. B., HUNT, J. C. R. & EAMES, I. 2014 Interfacial layers between regions of different turbulence intensity. *Annu. Rev. Fluid Mech.* **46**, 567–590.
- SPALART, P. R., COLEMAN, G. N. & JOHNSTONE, R. 2008 Direct numerical simulation of the Ekman layer: a step in Reynolds number, and cautious support for a log law with a shifted origin (Retracted article See 21 art. no. 109901, 2009). *Phys. Fluids* **20** (10), 101507.
- SPALART, P. R., COLEMAN, G. N. & JOHNSTONE, R. 2009 Retraction: 'direct numerical simulation of the Ekman layer: a step in Reynolds number, and cautious support for a log law with a shifted origin' (Phys. Fluids 20, 101507 (2008)). *Phys. Fluids* **21** (10), 109901.
- STEENEVELD, G.-J. 2014 Current challenges in understanding and forecasting stable boundary layers over land and ice. *Frontiers Environ. Sci.* **2**, 1–6.
- SUN, J., LENSCHOW, D. H., BURNS, S. P., BANTA, R. M., NEWSOM, R. K., COULTER, R., FRASIER, S., INCE, T., NAPPO, C. J. & BALSLEY, B. B. 2004 Atmospheric disturbances that generate intermittent turbulence in nocturnal boundary layers. *Boundary-Layer Meteorol.* **110** (2), 255–279.
- SUN, J., MAHRT, L., BANTA, R. M. & PICHUGINA, Y. L. 2012 Turbulence regimes and turbulence intermittency in the stable boundary layer during CASES-99. *J. Atmos. Sci.* **69** (1), 338–351.
- SUTHERLAND, B. R. 2010 *Internal Gravity Waves*, 1st edn. Cambridge University Press.
- TOWNSEND, A. A. 1948 Local isotropy in the turbulent wake of a cylinder. *Austral. J. Sci. Res. A* **1** (2), 161–174.
- TOWNSEND, A. A. 1949 The fully developed wake of a circular cylinder. *Austral. J. Chem.* **2**, 451–468.
- TSINOBER, A. 2014 *The Essence of Turbulence as a Physical Phenomenon*. Springer.

- WESTERWEEL, J., FUKUSHIMA, C., PEDERSEN, J. M. & HUNT, J. C. R. 2005 Mechanics of the turbulent-nonturbulent interface of a jet. *Phys. Rev. Lett.* **95**, 174501,1–4.
- VAN DE WIEL, B. J. H. & MOENE, A. F. 2012 The cessation of continuous turbulence as precursor of the very stable nocturnal boundary layer. *J. Atmos. Sci.* **69**, 3097–3115.
- VAN DE WIEL, B. J. H., MOENE, A. F., JONKER, H. J. J., BAAS, P., BASU, S., DONDA, J. M. M., SUN, J. & HOLTSLAG, A. A. M. 2012 The minimum wind speed for sustainable turbulence in the nocturnal boundary layer. *J. Atmos. Sci.* **69** (11), 3116–3127.
- ZANOUN, E. S., DURST, F. & NAGIB, H. 2003 Evaluating the law of the wall in two-dimensional fully developed turbulent channel flows. *Phys. Fluids* **15** (10), 3079–3089.