

# Calendar

Edited by Paul Webster  
pwebster@usc.edu



## List your meeting here:

Following is a list of microscopy related meetings and courses. The editors would greatly appreciate input to this list via the electronic submission form under "events/other microscopy events" at the MSA webpage: [www.microscopy.org](http://www.microscopy.org). We will gladly add hypertext links to the notice on the web and insert a listing of the meeting in the next issue. Please furnish the following information (any additional information provided will be edited as required and printed on a space available basis):

- Meeting/Course name
- Meeting/Course dates
- Meeting/Course topic or short description
- Sponsoring society/organization/university
- Contact person
- Telephone number
- Fax number
- E-mail address
- URL for website

## General Links

**European Molecular Biology Organization Course & Workshops**  
[www.embo.org/programmes/courses-workshops.html](http://www.embo.org/programmes/courses-workshops.html)

**Gordon Research Conferences**  
[www.grc.org/meetings.aspx?year=2010](http://www.grc.org/meetings.aspx?year=2010)

**Keystone Symposia**  
[www.keystonesymposia.org/](http://www.keystonesymposia.org/)

**Lehigh Microscopy School Courses**  
[www.lehigh.edu/microscopy](http://www.lehigh.edu/microscopy)

**Royal Microscopical Society Annual Courses**  
[www.rms.org.uk/events/RMS\\_Annual\\_Courses](http://www.rms.org.uk/events/RMS_Annual_Courses)

**Marine Biological Laboratory (MBL), Woods Hole, MA, USA**  
[www.mbl.edu/education/](http://www.mbl.edu/education/)

## Meetings 2011

### Neuroscience 2011

**November 12–16, 2011**  
Washington, DC  
Sponsor: Society for Neuroscience  
Phone: 202-962-4000  
Fax: 292-962-4911  
E-mail: [info@sfn.org](mailto:info@sfn.org)  
[www.sfn.org](http://www.sfn.org)

### American Society for Cell Biology 51st Annual Meeting

**December 3–7, 2011**  
Denver Convention Center, Denver, CO  
[www.ascb.org/meetings](http://www.ascb.org/meetings)

## Meetings 2012

### 1st International Conference on Drug Therapy in TB Infection

**January 6–7, 2012**  
Barcelo Carlton Hotel, Edinburgh, UK  
Sponsor: Africa Health Research  
Organization  
[www.eventshot.com/events/eb662245306](http://www.eventshot.com/events/eb662245306)

### High-Throughput Structural Biology with Structural Biology of Cellular Processes: From Atoms to Cells

**January 22–27, 2012**  
Keystone Resort, CO  
Sponsor: Keystone Symposia and Bayer  
USA Foundation  
Phone: +1 800-253-0685  
[www.keystonesymposia.org](http://www.keystonesymposia.org)

### 10th Asia-Pacific Microscopy Conference

**February 5–9, 2012**  
Perth Exhibition & Conference Center,  
Perth, Australia  
E-mail: [emma@eecw.com.au](mailto:emma@eecw.com.au)  
[www.apmc-10.org](http://www.apmc-10.org)

### 22nd Annual Meeting of the German Society for Virology

**March 14–17, 2012**  
Essen, Germany  
Contact: Jana Radoi, Carl-Pulfrich-  
Straße 1, 07745 Jena (Germany)  
Phone: +49 (0) 3641 311 63 46  
E-mail: [jana.radoi@conventus.de](mailto:jana.radoi@conventus.de)  
[www.conventus.de/virology2012](http://www.conventus.de/virology2012)

### Immunohistochemistry and Microscopy Short Course

**March 18–20, 2012**  
MBL, Woods Hole, MA  
Topics: Immunohistochemistry &  
Microscopy Hands-On Course at MBL,  
3/18–3/20/2012. Preparing cells/tissue  
for IHC, assay design and set up,  
assay performance, antigen retrieval,  
chromogen/fluorescence detection,  
visualization, image capture, and  
troubleshooting

Sponsor: The Histochemical Society  
Contact: Meg McGough  
Phone: 206-832-9853  
Fax: 425-483-1058  
E-mail: [mmcgough@histochemicalsociety.org](mailto:mmcgough@histochemicalsociety.org)  
[www.immunohistochem.com](http://www.immunohistochem.com)

### Histochemistry 2012

**March 21–23, 2012**  
MBL, Woods Hole, MA  
Topics: Immunohistochemistry—Bridging  
the Gap Between Light and EM: sessions  
on correlative microscopy, switchable Q  
dots, calibrated imaging and validated  
analysis, JHC lecture—Richard Hynes,  
chroma lecture—Bernd Fritsch, and  
tech reviews  
Sponsor: The Histochemical Society  
Contact: Meg McGough  
Phone: 206-832-9853  
Fax: 425-483-1058  
E-mail: [mmcgough@histochemicalsociety.org](mailto:mmcgough@histochemicalsociety.org)  
[www.immunohistochem.com](http://www.immunohistochem.com)

### 11th ASM Conference on Candida and Candidiasis

**March 29–April 2, 2012**  
San Francisco, CA  
Sponsor: American Society for  
Microbiology (ASM)  
Contact: ASM Conferences, 1752 N Street,  
NW, Washington, DC 20036-2940  
Phone: 202-942-9261  
E-mail: [Conferences@asmusa.org](mailto:Conferences@asmusa.org)  
[www.asm.org/index.php/meetings/11th-asm-conference-on-candida-and-candidiasis.html](http://www.asm.org/index.php/meetings/11th-asm-conference-on-candida-and-candidiasis.html)

### Focus on Microscopy 2012

**April 1–4, 2012**  
Suntec Singapore International  
Convention & Exhibition Centre,  
Singapore  
E-mail: [info2012@FocusOnMicroscopy.org](mailto:info2012@FocusOnMicroscopy.org)  
[www.focusonmicroscopy.org](http://www.focusonmicroscopy.org)

### 2012 MRS Spring Meeting

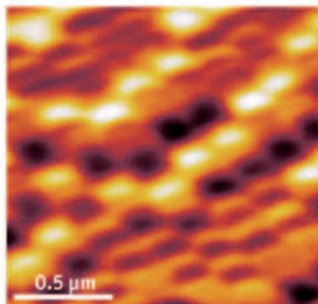
**April 9–13, 2012**  
Moscone West and San Francisco Marriot,  
San Francisco, CA  
Sponsor: Materials Research Society  
Phone: 724-779-3003  
[www.mrs.org/spring2012](http://www.mrs.org/spring2012)

# NEW


# PPMS<sup>®</sup>-SPM

Scanning Probe Microscopy  
Magnetic Force | Atomic Force | Scanning Hall Probe | Confocal


**THE ONLY  
SCANNING PROBE MICROSCOPES  
FOR THE PPMS<sup>®</sup>  
CERTIFIED & ENDORSED  
BY QUANTUM DESIGN**



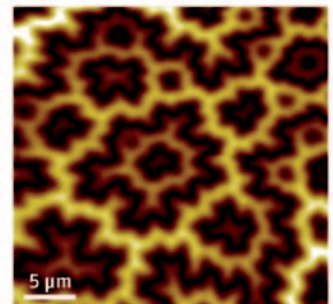
*Magnetic phase image of perpendicular hard drive media.*



*Vortex lattice in Bi-2212 at 4.1 K and 45 Gauss.*



*MFM image of NiFe Pads yielding a spatial resolution of 10.7 nm.*



*SHPM image of BaFeO, recorded at 4.2 K.*

## LT SCANNING PROBE MICROSCOPES FOR THE PPMS

Due to its modular design and interchangeable microscopy head, the PPMS<sup>®</sup>-SPM can be operated in a variety of microscopy modes such as Atomic Force (AFM), Magnetic Force (MFM), Scanning Hall Probe (SHPM) and Confocal Microscopy (CFM). The PPMS<sup>®</sup>-SPM probe is designed for plug-and-play compatibility with the Quantum Design PPMS<sup>®</sup>, granting access to a large variety of experimental conditions (such as low temperatures and high magnetic fields) with a high degree of automation.

The collaboration between Quantum Design & attocube systems expands technology reach and provides both new and existing PPMS customers with easier access to additional measurement and characterization techniques.

## FEATURES

- > unrivaled performance in the PPMS environment
- > robust mechanical and electrical design
- > compatible with the PPMS operating range:
  - temperature: **1.9 - 400 K**
  - magnetic field: **up to 16 T**
- > patented positioner technology
- > MFM resolution: **below 20 nm**
- > large positioning range (**3 x 3 mm**)



Please contact: Quantum Design 6325 Lusk Blvd., San Diego, CA 92121-3733, USA | Phone: 1.858.481.4400, Fax: 1.858.481.7410, email: Info@qdua.com



**IEEE International Symposium on Biomedical Imaging (ISBI)****May 2–5, 2012**

Barcelona, Spain

E-mail: [contact@biomedicalimaging.org](mailto:contact@biomedicalimaging.org)[www.biomedicalimaging.org](http://www.biomedicalimaging.org)**11th ASM Conference on Prokaryotic Cell Biology and Development****May 6–10, 2012**

Montreal, Canada

Sponsor: American Society for Microbiology (ASM)

Contact: ASM Conferences, 1752 N Street, NW, Washington, DC 20036-2940

Phone: 202-942-9261

E-mail: [Conferences@asmusa.org](mailto:Conferences@asmusa.org)[www.asm.org/index.php/meetings/4th-asm-conference-on-prokaryotic-development.html](http://www.asm.org/index.php/meetings/4th-asm-conference-on-prokaryotic-development.html)**Three-Dimensional Electron Microscopy: From Molecules to Systems—Visualizing Biological Complexity****May 27–June 1, 2012**

Les Diablerets Conference Center, Switzerland

Sponsor: Gordon Research Conference

[www.grc.org/programs.aspx?year=2012&program=threedim](http://www.grc.org/programs.aspx?year=2012&program=threedim)**Inter/Micro: 63rd Annual Applied Microscopy Conference****July 9–13, 2012**

McCrone Research Institute, Chicago, IL

Topic: Applied Microscopy

Sponsor: McCrone Research Institute

Contact: Therese Newman

Phone: 312-842-7100

Fax: 312-842-1078

E-mail: [intermicro@mcri.org](mailto:intermicro@mcri.org)[www.mcri.org/home/section/101/inter-micro](http://www.mcri.org/home/section/101/inter-micro)**Microscopy & Microanalysis 2012****July 29–August 2, 2012**

Phoenix, AZ

Sponsors: MSA, MAS, IMS

Contact: Nichole Guy, Hachero Hill, Inc., 11260 Roger Bacon Drive, Suite 402, Reston, VA 20190

Phone: 703-964-1240, ext. 14

E-mail: [nicholeguy@mindspring.com](mailto:nicholeguy@mindspring.com)[www.mas.microscopy.org](http://www.mas.microscopy.org)**Denver X-Ray Conference****August 6–10, 2012**

Denver Yech Center Hotel, Denver, Colorado

Topic: Annual Conference of Applications of X-Ray Analysis

Sponsor: ICDD

Contact: Denise Flaherty

E-mail: [flaherty@icdd.com](mailto:flaherty@icdd.com)[www.dxcicdd.com/12/index.htm](http://www.dxcicdd.com/12/index.htm)**15th European Microscopy Congress (formerly EUREM)****September 16–21, 2012**

Manchester Central, Manchester, UK

E-mail: [general@emc2012.org.uk](mailto:general@emc2012.org.uk)[www.emc2012.org.uk](http://www.emc2012.org.uk)

Contact: Nichole Guy, Hachero Hill, Inc., 11260 Roger Bacon Drive, Suite 402, Reston, VA 20190

Phone: 703-964-1240, ext. 14

E-mail: [nicholeguy@mindspring.com](mailto:nicholeguy@mindspring.com)[www.mas.microscopy.org](http://www.mas.microscopy.org)**38th Annual Symposium, National Society for Histotechnology****September 28–October 23, 2012**

Vancouver, BC, Canada

Sponsor: National Society for Histotechnology

Phone: 443-535-4060

Fax: 443-535-4055

E-mail: [histo@nsh.org](mailto:histo@nsh.org)[www.nsh.org](http://www.nsh.org)**Denver X-Ray Conference****August 5–9, 2013**

The Westin, Westminster, CO

Topic: Annual Conference of Applications of X-Ray Analysis

Sponsor: ICDD

Contact: Denise Flaherty

E-mail: [flaherty@icdd.com](mailto:flaherty@icdd.com)[www.dxcicdd.com](http://www.dxcicdd.com)**2012 MRS Fall Meeting****November 26–30, 2012**

Boston, MA

Sponsor: Materials Research Society

Phone: 724-779-3003

[www.mrs.org/fall2012](http://www.mrs.org/fall2012)**Courses 2012****Quantifying Immunogold Label on EM Thin Sections****April 5–7, 2012**

House Research Institute, Los Angeles, CA

Topics: A practical course to teach quantitative methods for estimating immunogold signal on thin sections of biological material

Contact: Paul Webster

E-mail: [pwebster@hei.org](mailto:pwebster@hei.org)[www.immunogold.housereseach.org](http://www.immunogold.housereseach.org)**EMBO Electron Microscopy and Stereology in Cell Biology****June 12–22, 2012**

České Budějovice, Czech Republic

Topic: The aim of this course is to teach

cutting-edge EM techniques for Cell Biologists on a high theoretical and practical level.

Sponsor: European Molecular Biology Organization (EMBO)

Contact: Jana Nebesarova

Phone: +420387775402

E-mail: [nebe@paru.cas.cz](mailto:nebe@paru.cas.cz)**Optics Within Life Sciences****July 4–6, 2012**

Genoa, Italy

[www.owls2012.org](http://www.owls2012.org)**39th Annual Symposium, National Society for Histotechnology****September 20–26, 2013**

Providence, RI

Sponsor: National Society for Histotechnology

Phone: 443-535-4060

Fax: 443-535-4055

E-mail: [histo@nsh.org](mailto:histo@nsh.org)[www.nsh.org](http://www.nsh.org)**Meetings 2014****Microscopy & Microanalysis 2014****August 3–7, 2014**

Hartford, CT

Sponsors: MSA, MAS, IMS

Contact: Nichole Guy, Hachero Hill, Inc., 11260 Roger Bacon Drive, Suite 402, Reston, VA 20190

Phone: 703-964-1240, ext. 14

E-mail: [nicholeguy@mindspring.com](mailto:nicholeguy@mindspring.com)[www.mas.microscopy.org](http://www.mas.microscopy.org)**National Society for Histotechnology; 40th Annual Symposium/Convention****August 21–27, 2014**

Austin, TX

Sponsor: National Society for Histotechnology

Phone: 443-535-4060

E-mail: [histo@nsh.org](mailto:histo@nsh.org)[www.nsh.org](http://www.nsh.org)**18th International Microscopy Congress****September 7–12, 2014**

Prague, Czech Republic

Sponsor: The Czechoslovak Microscopy Society

E-mail: [info@imc2014.com](mailto:info@imc2014.com)[www.imc2014.com](http://www.imc2014.com)

## PELCO® Silicon Nitride & Silicon Dioxide Membranes

Next Generation SiN TEM Support Films

- Robust and clean 8, 15, 50 & 200nm SiN substrates
- ø3.0mm frame
- EasyGrip™ edges
- Free from debris
- Super flat 8, 15 and 40nm Silicon Dioxide Substrates



Holey SiN Substrates



Silicon Dioxide Substrates

**TED PELLA, INC.**  
Microscopy Products for Science and Industry

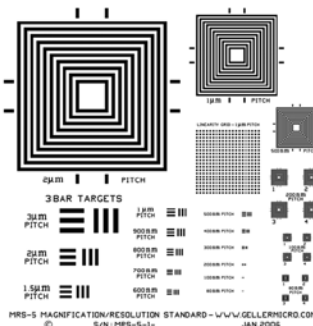
sales@tedpella.com 800-237-3526 www.tedpella.com

# MRS-5

We are ISO-9000 certified and ISO-17025 accredited  
Microscopy Calibration Standard

Now you can calibrate from 1,000X to 1,000,000X!

This is our fourth generation, traceable, magnification reference standard for all types (SEM, FESEM, Optical, STM, AFM, etc.) of microscopy. The MRS-5 has multiple X and Y pitch patterns ranging from 80nm (±1nm) to 2µm and 3 bar targets from 80nm to 3µm. There is also a STM test pattern.



Free web resource guide!



**GELLER  
MICROANALYTICAL  
LABORATORY, Inc.**

426e Boston St., Topsfield, Ma 01983  
www.gellermicro.com

The Next Generation Critical Point Dryer

New!

**931.GL SAMDRI®**




**tousimis**

Tel. 301.881.2450 / Web. www.tousimis.com / Email. trc@tousimis.com

Bacteria with Nanoscale CPD Processed by Fully Automatic AutoSAMDRI® 815, Series 8 / Drayton Ellis, University of Missouri, EM Core Facility

**DIGITIZE  
YOUR ANALOG  
SEM/STEM IMAGES!**



**SEM Digi-CAM 3**

Now with 14.2 MP Resolution  
Easy do-it-yourself Installation  
Wireless Image Transmission

M.E. Taylor Engineering, Inc.  
(301) 975-9798 or (301) 774-6246

[www.semsupplies.com](http://www.semsupplies.com)