

Summary of the ‘Sub-microJansky Radio Sky’ Workshop

Andrew Hopkins¹, Ron Ekers², Carole Jackson¹,
Lawrence Cram¹, Anne Green¹, Dick Manchester²,
Lister Staveley-Smith² and Ray Norris²

¹Astrophysics Department, School of Physics, University of Sydney, NSW 2006, Australia

²Australia Telescope National Facility, PO Box 76, Epping, NSW 2121, Australia

ahopkins@physics.usyd.edu.au

Received 1998 October 12, accepted 1999 February 12

Abstract: The Square Kilometre Array Radio Telescope is the next generation radio telescope. An international project is currently under way to design and build an instrument having an effective collecting area two orders of magnitude greater than that of any existing telescope. A number of separate studies are presently investigating how to design the Square Kilometre Array to best carry out the kinds of observations desired by the astronomical community. We present a summary of one of these studies, a workshop called The ‘Sub-microJansky Radio Sky’ held at the ATNF, Sydney, on 17 June 1998. This workshop addressed the nature of the radio sky at the very faint flux densities likely to be attainable by the Square Kilometre Array. In particular, each speaker investigated a separate population of radio sources and how the expected appearance of that population at such faint flux densities would dictate how to refine some of the design constraints for the Square Kilometre Array.

Keywords: cosmology: early universe — instrumentation: interferometers — methods: observational — radio continuum: general — telescopes

1 Introduction

It is well established that most scientific advances follow technical innovation (e.g. Harwit 1981). De Solla Price (1963) reached the same conclusion from his application of quantitative measurement to the progress of science. His analysis also showed that the normal mode of growth of science is exponential. A plot of the sensitivity of telescopes used for radio astronomy since the discovery of extraterrestrial radio emission in 1940 shows this exponential character (Figure 1), with an increase in sensitivity of 10^5 since 1940, doubling every 3 years. To maintain the extraordinary momentum of discovery of the last few decades, a very large new radio telescope will be needed.

An increase in sensitivity of this order cannot be achieved by improving the electronics of receiver systems, but only by *increasing the total effective collecting area of radio telescopes to about a million square metres*. The project has therefore acquired the appellation, the Square Kilometre Array. The time frame during which a new radio facility is needed to complement other planned instruments will be in the years around 2010.

2 The Square Kilometre Array Project

Under the auspices of the Large Telescope Working Group (LTWG), established in 1993 by the International Union of Radio Science (URSI), the scientific community is now cooperating to discuss the tech-

nical research required for the realisation of the project. A group of six countries (Netherlands, US, China, Canada, Australia and India) are at present actively working on the technology study program. An internet site (<http://www.atnf.csiro.au/1kT/>) provides up-to-date information about the project (including the latest news, scientific and technical documents and the list of participating institutes).

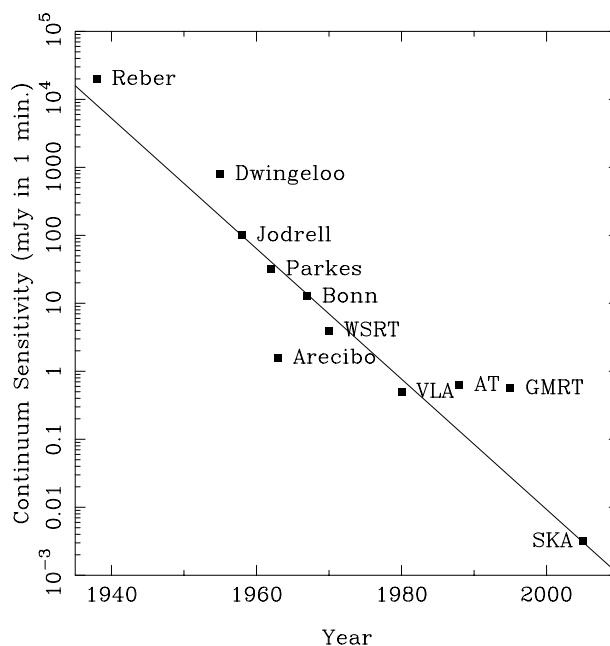


Figure 1—Radio telescope sensitivity as a function of time.

At an earlier workshop (held in Sydney in December 1997), a list of preliminary specifications for the Square Kilometre Array was compiled (see <http://www.atnf.csiro.au/1kT/> or <http://www.nfra.nl/skai/science/index.htm>). These specifications make it clear that the Square Kilometre Array will be the world's premier astronomical imaging instrument. It will have a spatial resolution better than that of the Hubble Space Telescope (< 0.1 arcsec), a large field of view (~ 1 square degree), a spectral coverage of more than 50% ($\nu/\Delta\nu < 2$), a spectral resolution sufficient for kinematic studies ($\nu/\Delta\nu > 10^4$), and all at a sensitivity about 100 times that which is now available.

By comparison, the largest optical integral field units that are now being considered for construction on 8m telescopes would only provide a field of view of perhaps 1 arcmin on a side, with 10% spectral coverage at a comparable resolution, while the next generation of millimetre arrays is envisaged to provide a field of about 40 arcsec, with perhaps 10% spectral resolution.

There are still many possible hardware designs for the Square Kilometre Array, and a lot of effort is being devoted to ongoing studies to establish how each will address the desired specifications. The scientific justification for such an instrument is reaching maturity. The latest international meeting (held during July 1998 in Calgary) was devoted to producing the formal science case for the Square Kilometre Array. This will be used to refine the technical specification and design studies for the instrument.

In preparation for the Calgary meeting, a workshop was held in June in Sydney, where Australian astronomers could speculate on the nature of the sub-microJansky radio sky and provide their own list of desired specifications for the Square Kilometre Array. This workshop investigated some specific areas of interest but did not cover all possible science goals that might be addressed with the Square Kilometre Array. However, with the advent of a new technology, it is often not the questions expected to be answered that provide the most important discoveries, but those which no-one had thought to ask.

Perhaps the most exciting science driver for the Square Kilometre Array is the opportunity to study the origins of star and galaxy formation in the universe, along with the large-scale structure that is intimately connected with this process. This will be done through observations of redshifted H I and non-thermal emission from star-forming regions in normal galaxies, like our own, at cosmological distances. However, the specifications for an instrument that can make such observations also allows the study of a wide range of other scientific targets. Amongst these are radio stars, pulsars, extended structures within the Milky Way, radio emission from normal

galaxies, masers and spectral line studies, all of which were discussed at this workshop. There are many other astrophysical questions which the Square Kilometre Array will also address which were not discussed (e.g. galaxy evolution, large-scale structure, gravitational lensing, Sunyaev–Zeldovich clusters, gamma-ray bursters, extra-solar planets, solar-system objects, SETI applications, etc.) and the reader is directed to the most recent draft science case (LTWG 1998) for more information. Most of the material discussed during this workshop echoes aspects of material also developed by the LTWG, which will be available in full detail in the formal science case now being developed.

To provide a taste of the science that will be possible with the next generation radio telescope, and to list some of the instrumental specifications required along with some of the problems to be addressed, the topics discussed in the Sub-microJansky Radio Sky Workshop are presented here.

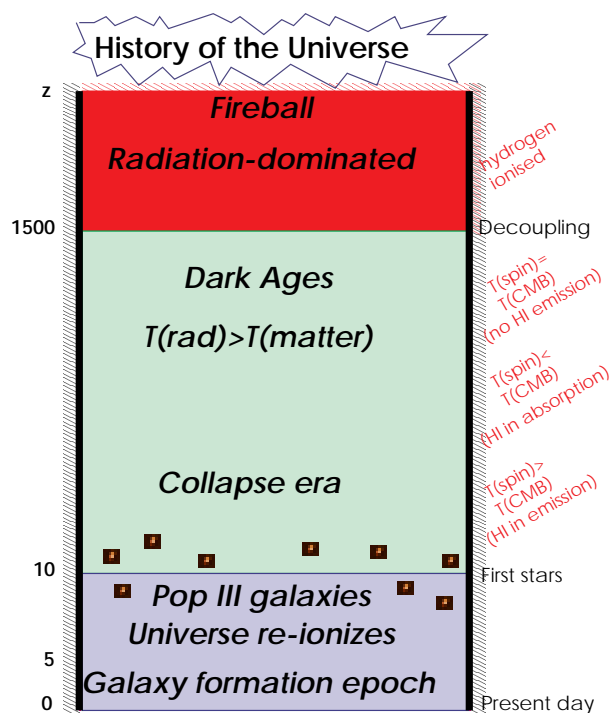


Figure 2—A schematic history of the universe, showing the approximate redshifts at which various events are believed to occur.

3 Primordial H I—Lister Staveley-Smith

The schematic diagram in Figure 2 gives an outline history of the universe as it is currently understood. In typical cold dark matter (CDM) cosmologies, the first objects form some time between $z \approx 10$ and 30. This implies that there must be sources of ionising radiation at early epochs so far not observed directly, and these sources must have been sufficiently abundant to reionise the universe fully by $z \approx 5$. The temperature of the primordial H I will be raised above the radiation temperature through

adiabatic compression of overdense regions well before reionisation, however, and hence the medium surrounding primordial objects, even before the first galaxies have formed, will show emission in the 21 cm line. This emission is expected to be directly observable with the Square Kilometre Array. Apart from allowing us to detect objects at unprecedented redshifts, observations of this emission will provide vital information about the processes responsible for the reionisation. Important questions able to be addressed by HI observations include:

- When did the first stars form? At some redshift beyond 10 in a CDM universe, objects will start to form which are sufficiently massive to lead to the production of primordial star clusters.
- What is the redshift of reionisation? The process of reionisation also probes the $10^6 - 10^9 M_\odot$ range, allowing discrimination between competing CDM cosmological models that predict fluctuations on such scales.
- Where is the peak in star formation for more recent galaxies ($z \approx 1 - 3$)?
- When and how do gaseous disks collapse?
- What is the relationship between gaseous disks and damped Ly α systems?
- How does the Tully–Fisher relationship evolve with redshift?

The primordial universe and the more recent, or ‘normal’, universe both offer insights into aspects of these questions. However, the telescope specifications for making such observations are highly dependent on the redshift of interest, and are shown in Table 1. In some senses, an instrument designed solely to investigate the very-high-redshift universe would have specifications easier to meet than one designed to investigate more recent redshifts.

Table 1. Telescope requirements

| | Primordial $z \approx 10$ | Normal $z \approx 3$ |
|--------------------|------------------------------|-------------------------|
| Frequency | 130 MHz | 350–1420 MHz |
| Resolution | 1 kHz | 400 Hz |
| Bandwidth | 70 MHz | 300 MHz |
| Channels/Baseline | 10^5 | 10^6 |
| Angular resolution | $2'$ | $0''.3$ |
| Longest baseline | 4 km | 600 km |
| Sensitivity | $1 \mu\text{Jy}$ | $0.5 \mu\text{Jy}$ |

Potential Problems

Many problems deriving from various sources of interference are anticipated, and this subject has been addressed to a greater or lesser extent elsewhere, with various strategies being proposed for minimisation of these effects. Just to emphasise the importance of the problem, however, $1 \mu\text{Jy}$ is equivalent to a 100 kW VHF TV transmitter at 6000 AU. Confusion is also a major problem. At 130 MHz, if the confusion level is $\sim 1 \text{ Jy}$ and the rms signal is $\sim 1 \mu\text{Jy}$, then a continuum suppression of 10^6 is required. Although

the Australia Telescope Compact Array (ATCA) is capable of achieving spectral dynamic ranges of almost 10^4 , these are not easily achievable through ordinary techniques. This area will therefore need a lot of effort if a low-resolution array requires this to be bettered by more than two orders of magnitude. Aspects of the confusion problem also imply limitations for the field of view. A wider field of view implies worse confusion. Assuming 4 hours per field, to map the *whole sky* in 10 years only needs a field of view of ~ 1 degree. This in turn implies a maximum element size of $\sim 130 \text{ m}$. Another recognised problem is the large number (up to 10^{12}) of correlators required per beam. (cf. 3×10^4 for the Parkes Multibeam). There may also be problems in obtaining the anticipated resolution of the Square Kilometre Array. Even a resolution of $0''.3$ may be difficult due to problems with scintillation and the ionosphere. Additionally, the receiver temperature, T_{sys} , needs to be cooler than 50 K (excluding background).

4 Galaxy Source Density—Andrew Hopkins

At bright flux densities, radio galaxies are dominated by sources with high radio luminosity and the traditional double-lobed morphology of the FRI and FRII classes. However, as objects with ever fainter radio flux densities are observed, the dominant population changes to one whose radio emission is derived, not from ultra-relativistic jets, but from extremely high rates of star formation (Condon 1989; Benn et al. 1993). This new population of starburst galaxies starts becoming dominant at flux densities of a few mJy. As flux density continues to decrease, more distant starburst populations will become evident, as will less vigorous local starbursts, until, it is assumed, the measurements of radio emission are sensitive enough to detect the star-forming processes in ‘normal’ galaxies.

As an element in a Square Kilometre Array design study, a model to simulate the radio sky down to arbitrarily faint flux densities is useful for a number of reasons. One of the main ones, perhaps, is that a simulation of the radio sky can be applied to model telescope designs to distinguish the optimum solution. However, there is also the opportunity to provide models for a range of different scenarios, all consistent with current observational results, but between which Square Kilometre Array observations will be able to distinguish: different cosmologies, different rates of galaxy evolution, different population fractions as a function of flux density, and so on.

Such a model has been constructed using the known 1.4 GHz source counts (Windhorst et al. 1993; Hopkins et al. 1998) as a starting point for a preliminary investigation. Since the Square Kilometre Array will have a sensitivity enabling it to detect sources as faint as $1 \mu\text{Jy}$ or even fainter,

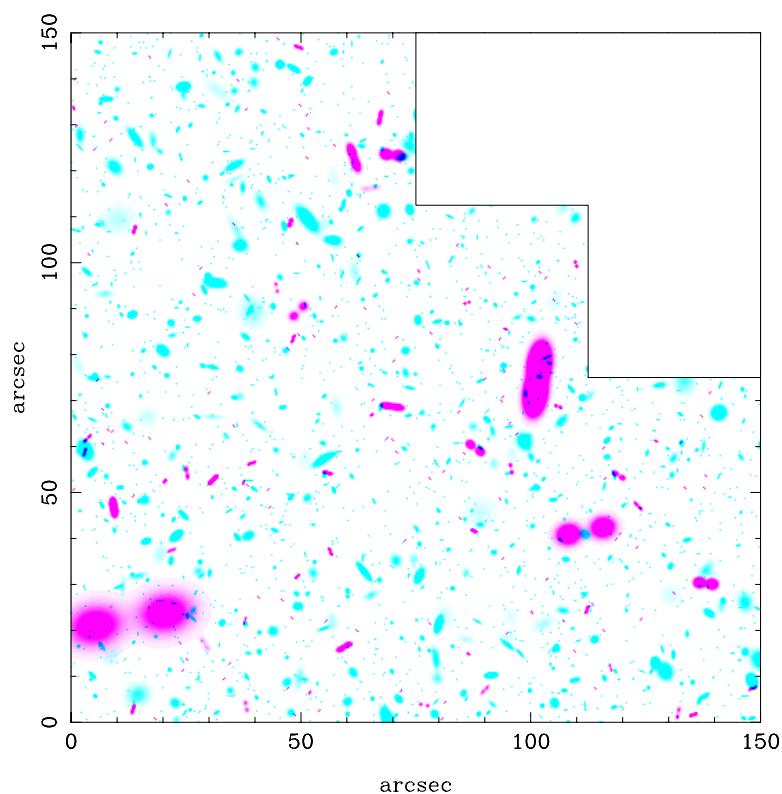


Figure 3—A simulation of AGN and starburst galaxies brighter than $0.1 \mu\text{Jy}$ at 1.4 GHz . Only 150 of the 2200 total sources predicted are AGN.

the known source counts were extrapolated down to a flux density of 1 nJy , subject to known limits on the source count slope (due to the CMB) and implied limits from the number of possible optical counterparts (Windhorst et al. 1993).

The distribution in apparent size of radio sources at 1.4 GHz has been characterised as a function of flux density by Windhorst, Mathis & Neuschaefer (1990), and compared with the Phoenix Deep Survey sample [a 2° diameter survey at 1.4 GHz cataloguing over 1000 sources to 0.1 mJy see Hopkins (1997) for details] by way of verification. This distribution has been used to assign apparent sizes to a list of sources with given flux densities. The result of this is to produce a simulated distribution of sources with the same statistical properties (source counts and angular size distribution) as the real sky. The axial ratio of the simulated sources has been modelled simply by a uniform distribution between values of 0.2 and 1 , an aspect of the method that obviously needs refinement.

With the angular size and the axial ratio for each source, an image is constructed by adding elliptical gaussians at random locations and position angles. The peak value of the gaussian is defined by the flux density of the source. As a first step in refining this very simple model, the source counts were divided between two populations, broadly described as ‘starbursts’ and ‘AGNs’. This was accomplished by using the known fraction of these populations as a function of flux density (Wall & Jackson 1997;

Hopkins et al. 1998). In addition, to mimic the double-lobed nature of many real AGNs, a pair of adjacent elliptical gaussians have been used, rather than the single elliptical gaussian used for starbursts. At brighter flux densities, the angular size distribution will not necessarily be valid for the AGN population.

In a simulation of a region the size and shape of the Hubble Deep Field (HDF, Figure 3), with a flux density limit of $0.1 \mu\text{Jy}$, over 2200 sources are predicted (a source density of $\sim 5 \times 10^9 \text{ sr}^{-1}$). The different populations are indicated by the greyscale, starbursts being bright and AGNs being dark.

There are many elements, which have been neglected in this preliminary effort, which it would be desirable to have included in further refinements of such modelling. One major refinement will be to base the simulations on known radio luminosity functions for different populations, rather than using the source counts. This will allow the modelling of different evolutionary scenarios and cosmologies. Extending the models to cover a range of frequencies is also desirable.

However, while the initial model excludes many things, it still provides a very useful first estimation of the nature of the radio sky down to flux densities several orders of magnitude fainter than have ever been observed. As a result of the model presented, several preliminary suggestions relating to the details of the Square Kilometre Array design have been proposed. To minimise the effects of confusion, a

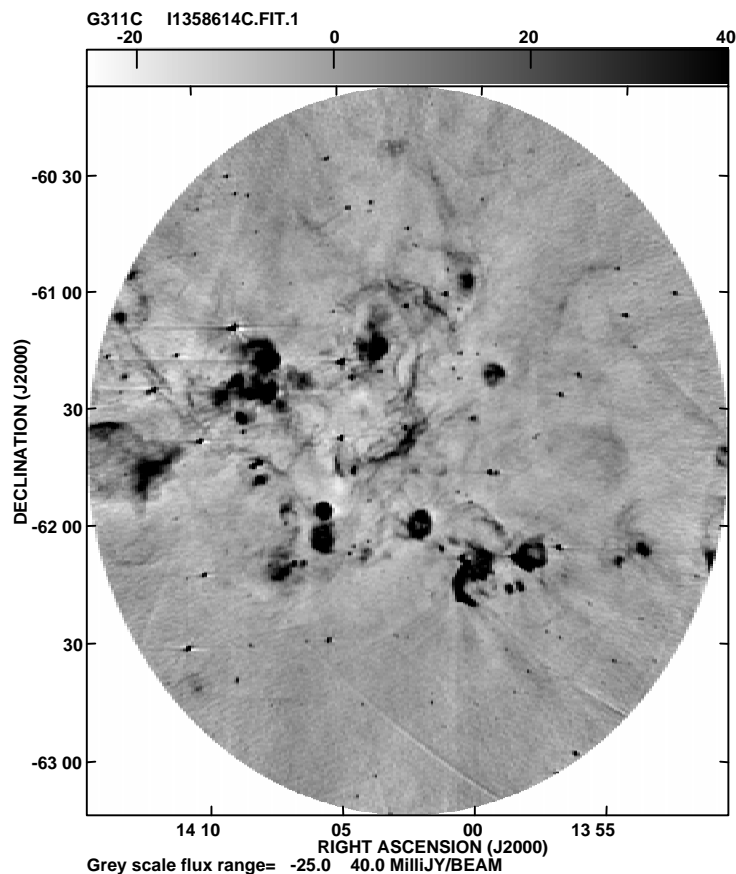


Figure 4—A MOST image of a portion of the Galaxy. Note the dominance of the extended emission and filamentary structures due to H II regions and SNRs over the point sources, the extragalactic objects.

synthesised beam FWHM of about $0''.1$ is desirable. Also, with a field of view of a square degree (compared to the few square arcminutes for the HDF), new techniques will need to be developed to catalogue, characterise and analyse the sheer number of sources that will be detected.

5 The Galaxy—Anne Green

In planning to explore in depth the dynamics and evolution of external galaxies, it is helpful to remember that the galaxy we see in most detail is our own. A study of the distribution and kinematics of the gaseous phases of the Galaxy gives valuable insights into star formation rates, the evolution of metallicity and the initial mass function for comparable external systems. Of course many difficulties arise because we are located within the structure.

Galactic radio emission is seen over a very wide range of angular scales. For a future telescope that is sensitive to faint structures on many scales, the Galaxy will reveal filamentary and diffuse features which may constrain some extragalactic observations. Images of the Galaxy from the Molonglo Observatory Synthesis Telescope (MOST) show much faint, extended structure (Figure 4) (Green et al. 1998). Furthermore, this is only

about 10% of the total emission received, as seen in total power images such as the 10 GHz data from Nobeyama (Handa et al. 1987). Deconvolution and sidelobe contamination will be factors to consider. Some of the science issues that may shape the technical requirements include:

- A more detailed investigation of the radio/FIR correlation through studies of faint, relic supernova remnants (SNRs). This will clarify the contribution of localised and diffuse synchrotron emission.
- Supernova remnants: A search for old, evolved remnants will increase our knowledge on the dispersal of ejected stellar and circumstellar material, raise the number of pulsar/SNR associations as more older SNRs are discovered, and show relationships with large-scale Galactic magnetic fields. We should look for faint envelopes and other signs of interaction with the ISM, to study the evolution of the gaseous disk. Evolution of the particle population can be studied from spectral index variations. This is only effective if total flux densities are measured. Polarisation data are also more meaningful when the total power is observed.
- Shocks: The role of shocks in Galactic ecology is important. Under restricted conditions, shock-

excited OH masers are found when SNRs interact with molecular clouds. Magnetic field strengths along the line of sight can be measured via Zeeman splitting of the maser lines in circular polarisation. The maser features may also be correlated with the sites of gamma-ray enhancements that are possibly connected to cosmic ray acceleration.

- H II regions: Radio recombination lines show the distribution of ionised gas and star-forming regions in the spiral arms. Estimated distances for these regions from the radio observations cover parts of the Galaxy not available optically or with infrared telescopes because of interstellar dust extinction. It is expected that many components will be superposed along any given sight line. From theoretical considerations, the line intensities are greater at higher frequencies (in the region of 5 GHz). The partially ionised medium surrounding H II clouds can also be studied, provided that the dynamic range and sensitivity of the observations are high.
- Interstellar medium: Many diverse structures are seen in H I (chimneys and windblown bubbles, for example). The 21 cm line is used to study these features as well as the distribution of cool, neutral gas clouds, which are seen in absorption. The large-scale structure of the neutral gas can then be related to the ionised component. The dynamical interaction between the disk and halo will also be investigated.

A telescope that can complete these projects will require a broad frequency range for spectral index work (0.5 – 5 GHz). A spectral-line capability in domains near 1.7 GHz (OH lines) and 5 GHz (radio recombination lines) is also necessary, as is a bandwidth of several 100 km s^{-1} with velocity resolution $< 0.2 \text{ km s}^{-1}$, in particular for Zeeman splitting measurements. The resolution of about $0''.1$ which has been suggested is adequate, and the increased sensitivity to about $1 \mu\text{Jy}$ or better will be helpful for detecting faint structures. Total flux density measurements in intensity and polarised emission are very important for mass and energy calculations of extended sources, many of which will be on the scale of degrees.

6 Radio Stars—Lawrence Cram

With the sensitivity of the Square Kilometre Array expected to be around $0.1 \mu\text{Jy}$ in a 12 hour integration, the number of stars detectable through their radio emission will increase from the less than one thousand currently catalogued to more than a million. This increase allows a huge range of possible major research programs to be investigated. These programs include:

- A census of the population of OB stars, allowing the initial mass function and star formation rate in our Galaxy to be constrained. The mass loss rates and mechanisms (particularly the role of

electrodynamics) in these stars will be able to be probed

- Observations of lower main sequence stars will enable investigations of magnetic activity and cycles, stellar flares and cosmic ray production and acceleration, as well as dK/dM and T Tauri types
- Pulsations and mass loss in cool supergiants
- Binaries with compact neutron-star or black-hole components, to provide valuable data on astrophysical jet phenomena as well as high-energy astrophysics in general
- Studies of the proper motions of an unprecedentedly large sample to probe the structure of the Galaxy.

The desire to observe stellar sources drives some of the instrumentation considerations. The sensitivity of the Square Kilometre Array to point sources should be maximised, provided that resolution is finer than $1''$ ($L_{\text{max}} > 50 \text{ km}$). In addition, many stellar studies will demand intercontinental VLBI for high angular resolution. Dynamic spectra and coincidence observations will be of interest, and these imply a need for the instrument to have high time resolution and wide-band polarimetry capabilities.

7 Pulsars—Dick Manchester

There are currently about 750 pulsars identified in the current literature. All but a handful of these are within our Galaxy, and most are within a few kpc of the Sun. Pulsars fall into two main classes: ‘normal’ pulsars, which are typically less than 10^7 years old and have periods of between 30 ms and several seconds, and ‘millisecond’ pulsars, which typically have periods of between 1.5 and 20 ms and are believed to be ‘recycled’ or spun-up by accretion in a binary system. Most known pulsars are in the Galactic disk, but a significant population of millisecond pulsars is found in globular clusters. Estimates based on previous large-scale searches show that the total number of potentially detectable normal pulsars in the Galaxy is at least 30 000. Surprisingly, the total number of potentially detectable millisecond pulsars is at least as large. Existing searches have had limited sensitivity to millisecond pulsars, so they form less than 10% of the known pulsar population.

Large-scale searches for pulsars are undertaken for several reasons. Most obviously, they increase the number of known pulsars, allowing better determinations of the underlying pulsar population, and a larger sample for various studies of, for example, the pulse emission process, associations with supernova remnants, and the interstellar medium. However, a major motivation for such searches is the likelihood of finding unusual or unexpected types of pulsars. Pulsar astronomy has a history of such finds, for example, the first binary pulsar, the first millisecond pulsar, the first pulsar with

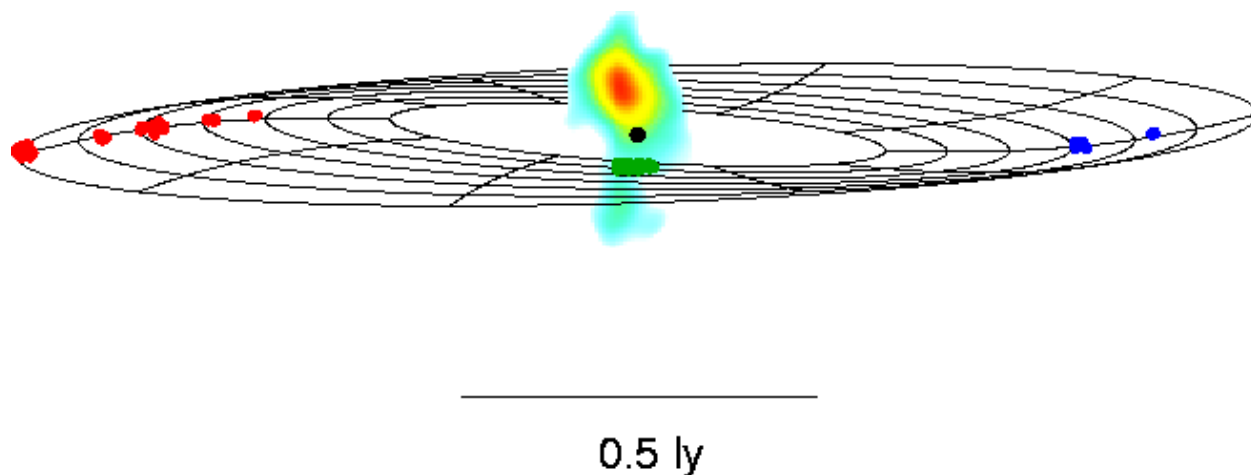


Figure 5—This image shows the geometrical relationships of the jet emission, the disk of water molecules and the black hole at the centre of the galaxy NGC 4258. The greyscale image shows the relative intensity of radio emission from the jets. The central black dot indicates the location of the black hole. The dots in the disk indicate the location of water maser ‘spots’ observed with the VLBA. All components are to scale; the scale bar indicates 0.5 light years (Herrnstein et al. 1997).

a main-sequence companion, the first extra-solar planetary system etc. Many of these finds have had important consequences, none more so than the Hulse–Taylor binary PSR 1913+16 (Taylor & Weisberg 1982), which has been used to verify general relativity and gives the first observational evidence for gravitational radiation. Future searches will undoubtedly uncover new and exciting objects.

Essentially all pulsar observations are sensitivity limited—confusion is not a problem with pulsars. With its large collecting area, the Square Kilometre Array will have a major impact on pulsar astronomy. For purposes of comparison, we scale the parameters of the current Parkes Multibeam survey. This has a frequency of 1.4 GHz and a bandwidth of 288 MHz in each of two polarisations. This frequency is about optimum for many pulsar studies, as it avoids the worst of the interstellar effects such as dispersion and scattering, but is not so high that pulsar flux densities are too weak.

In a full tied-array mode, in 1 minute, the Square Kilometre Array will give a 3σ detection of a pulsar with a mean flux density of $1\ \mu\text{Jy}$. Even if only part of the array (e.g. a compact central portion) can be used in this mode, the sensitivity will be very high. This will form a powerful instrument for studies of known pulsars, including timing, polarisation, individual pulse studies, etc. To exploit it fully, the array should provide 10 or more beams within an area of at least 1 square degree, with full Stokes parameters, high time resolution (better than $100\ \mu\text{s}$) and good frequency resolution (at least 1000 frequency channels across the band).

Searching is probably best done by incoherently summing the output of a number of subarrays. This involves some loss of sensitivity, but at least for a disk population, this is exactly compensated for by the increased area searched. Furthermore, it is not possible to arbitrarily reduce the time spent on

each beam area as the sensitivity is increased, as a large number of pulse periods (say at least 10^3) must be observed to provide period discrimination. A good compromise would be to incoherently sum the outputs of 100 subarrays, each equivalent to a 110 m dish and having a beam area of about 0.15 square degrees. With this system, a search along the Galactic Plane, similar to that of the Parkes Multibeam survey but with 10 times the sensitivity, would detect about 5000 pulsars with 4 min/beam or a total time of about 40 days. Depending on the back-end system, this survey could also detect a similar number of millisecond pulsars. Globular clusters would also be an attractive target; for example, in a few hours it should be possible to detect more than 100 millisecond pulsars in the core of 47 Tucanae!

It is clear that the Square Kilometre Array can be a superb pulsar machine. However, careful thought will have to be given to the optimal way to provide high time and frequency resolution in the various configurations. Polarisation properties are also crucial for pulsar applications.

8 Masers and Spectral Lines—Ray Norris

The interest in masers stems primarily from their use as tools to investigate the kinematics of regions containing them. The most spectacular such use was the discovery that the H_2O masers in NGC 4258 are confined to a thin molecular disk, only 0.5 pc in diameter, surrounding the central engine (Figure 5). This discovery has provided the best evidence to date for the existence of massive black holes (MBH) in active galactic nuclei (AGN). As a result, H_2O megamasers are now becoming one of the most powerful tools available to us for probing the inner parsecs of active galaxies, for example, providing a mass estimate, accurate to a few per cent, of the MBH, and exploring the turn-on of the radio jet

a fraction of a parsec from the MBH. The Square Kilometre Array will allow us to detect and study such megamasers up to a redshift of 0.5, and thus allow us to explore the properties of the MBH as a function of galaxy type and evolution.

As a result of enormously increasing the number of objects known to contain a MBH, many other questions will be able to be addressed. Do megamasers occur only in Sy2 and Liners, or in other galaxy types too? Does the mass of the MBH vary with redshift? Are the large black holes a result of many mergers of small black holes, or do small gas-rich galaxies already contain large black holes? Can we see accretion disks around black holes in merging galaxies? Can we trace the kinematics as the black holes merge? With the Square Kilometre Array we will also be able to study the kinematics of the accretion disk, and thus the mechanism for fuelling the MBH?

To detect H₂O megamasers, the proposed instrument needs to have a frequency range extending up to 22 GHz. Methanol masers, at 6.7 GHz, could be used as a tracer of circumnuclear star formation in galaxies. The most luminous Galactic methanol masers (G340.78–0.10) would have a flux density of 2.6 mJy in NGC 253. The Square Kilometre Array could detect these with a signal-to-noise ratio of about 5 in 3 seconds.

Other maser work has concentrated on the life and death processes of stars, using masers in the interstellar and circumstellar environment to map the kinematics and properties of the accreting or outflowing gas. The Square Kilometre Array will enable us to extend this work to nearby galaxies, so that we can compare star formation processes in our own galaxy with those in starburst galaxies such as NGC 253.

9 Concluding Remarks

There are many astrophysical questions that will be addressed by the Square Kilometre Array, and only a few have been touched on in the course of this workshop. Even in the topics that have been addressed, limitations of time prevent an exhaustive debate of the possibilities. Nevertheless, it is clear that such an instrument is desirable and even necessary to significantly further our knowledge of the universe.

The broad technical specifications for the Square Kilometre Array are now starting to be refined. The primary conclusion to come out of the ‘Sub-microJansky Radio Sky’ Workshop was a re-derivation of the majority of the initial specifications, as well as the provision of a review of selected elements of Square Kilometre Array scientific goals. The proposed instrument will add considerably to our understanding of the universe, following on from existing work in almost all branches of astronomy and astrophysics, in particular, many aspects of the broad fields of cosmology, galaxy formation and evolution, and star formation and evolution.

A document summarising the science case for the Square Kilometre Array will be produced following the meeting in Calgary in July 1998. Here the technical details for the instrument will be brought into debate again, and refined in light of the achievable technical goals given the time frame for completion of the Square Kilometre Array.

References

- Benn, C. R., Rowan-Robinson, M., McMahon, R. G., Broadhurst, T. J., & Lawrence, A. 1993, *MNRAS*, 263, 98
- Condon, J. J. 1989, *ApJ*, 338, 13
- de Solla Price, D. J. 1963, Little Science, Big Science (New York: Columbia Univ. Press)
- Green, A. J., Cram, L. E., Large, M. I., & Ye, T. 1998, *ApJS*, (accepted)
- Handa, T., Sofue, Y., Nakai, N., Hirabayashi, H., & Inoue, M. 1987, *PASJ*, 39, 709
- Harwit, M. 1981, *Cosmic Discovery—The Search, Scope & Heritage of Astronomy* (New York: Basic Books)
- Hopkins, A. M. 1997, PhD thesis
- Herrnstein, J. R., Moran, J. M., Greenhill, L. J., Diamond, P. J., Miyoshi, M., Nakai, N., & Inoue, M. 1997, *ApJ*, 475, L17
- Hopkins, A. M., Mobasher, B., Cram, L., & Rowan-Robinson, M. 1998, *MNRAS*, 296, 839
- Large Telescope Working Group, URSI 1999, *Square Kilometre Array Radio Telescope—The Science Case*, ed. R. Braun & R. Taylor
- Taylor, J. H., & Weisberg, J. M. 1982, *ApJ*, 253, 908
- Wall, J. V., & Jackson, C. A. 1997, *MNRAS*, 290, L17
- Windhorst, R. A., Fomalont, E. B., Partridge, R. B., & Lowenthal, J. D. 1993, *ApJ*, 405, 498
- Windhorst, R. A., Mathis, D. F., & Neuschaefer, L. W. 1990, in *Evolution of the Universe of Galaxies*, ASP Conf. Ser., Vol. 10, ed. R. G. Kron (San Francisco: PASP), p. 389