




Military rations: Nutritional, sensorial and technological quality and their effects on military physical exercise in extreme environments

Vitor Andre Silva Vidal^{1*} , Ida-Johanne Jensen¹, Øyvind Sandbakk², Pål Haugnes², Martin Winge Austeen³, Rune Gjeldnes³, Birger Svihus⁴ and Jørgen Lerfall¹

¹NTNU-Norwegian University of Science and Technology, Department of Biotechnology and Food Science, Trondheim, Norway

²NTNU-Norwegian University of Science and Technology, Department of Neuromedicine and Movement Science, Centre for Elite Sports Research, Trondheim, Norway

³ErgonX AS, Trondheim, Norway

⁴Norwegian University of Life Sciences, Faculty of Biosciences, Ås, Norway

Abstract

In recent years, many countries have significantly increased military spending, mainly due to geopolitical instability in several regions and the potential risk of armed conflicts spreading worldwide. In this context, understanding the nutritional needs of soldiers in different climates (warm, cold and high altitude) is important and directly impacts the performance and health of soldiers, especially in extreme environments. The amount of liquids, calories, and macro- and micronutrients contained in military rations must be determined considering the type of exercise, duration and environment. Military rations, in addition to being nutritionally adequate, must be practical, sustainable and easy to consume at any temperature and situation. Given these considerations, this study aimed to review scientific knowledge regarding the convenience, sensory attributes and nutritional components of military rations. Furthermore, this review studied the factors influencing soldiers' appetite, gut microbiota and nutritional needs during training or combat in extreme environments (warm, cold and high altitude). This exploration further advances our understanding of contemporary nutritional strategies for military personnel, contributing to future research and highlighting areas that must be developed.

Key words: extreme conditions: extreme environments: military rations: nutritional requirements

(Received 27 October 2023; revised 13 August 2024; accepted 29 August 2024)

Introduction

The world's military spending has continued to grow for eight consecutive years, reaching a historical record of US\$2240 billion in 2022, signalling a global escalation in military expenditures⁽¹⁾. The recent surge in military spending is attributed to three primary factors: the Russian invasion of Ukraine, the heightened military armament in Western and Central European nations as a response to this conflict, and the increased military outlays of Asian superpowers (India, China and Japan) due to rising tensions and the elevated risk of military conflicts both regionally and globally. In response to the deteriorating global security landscape, Western and Central Europe have unveiled plans to further elevate their military expenditures, with the most substantial increases occurring in countries geographically close to Russia and Ukraine^(1,2). These geopolitical events and the resulting strategic shift in resource allocation highlight the need to ensure that soldiers are provided with appropriate nutrition during field operations to enhance their performance and resilience in challenging situations.

The potential spread of armed conflicts across the world presents military personnel with the challenge of operating in

diverse scenarios and climates, with a primary concern being the provision of adequate and nutritionally balanced sustenance to troops. The dynamic nature of modern conflicts underscores the necessity of understanding how nutritional support can be optimised to sustain soldiers' physical and cognitive capacities. In this context, the significance of proper nutrition for optimising military performance has been extensively investigated in recent years^(3–8). Although these studies lay the foundation for recognising the crucial role that nutrition plays in the overall readiness and effectiveness of military personnel, understanding the nuanced relationship between nutrition, extreme environments and military demands requires a more comprehensive assessment.

For example, engaging in training or combat within extreme environments⁽⁹⁾ under intense and demanding conditions can result in significant energy deficits among soldiers, often leading to reductions in body and muscle mass^(10,11). Hence, ensuring that soldiers maintain sufficient food and fluid intake during field operations in such conditions is paramount. A significant challenge lies in creating military rations comprising foods tailored to the demands of physical activity in extreme

* Corresponding author: Vitor Andre Silva Vidal, email: vitor.a.s.vidal@ntnu.no

conditions, stimulating appetite and thereby facilitating consistent nutrient intake to maintain energy balance over time. The design of military rations becomes a focal point for addressing soldiers' nutritional needs in various operational contexts, contributing to their ability to sustain peak performance. These physiological challenges underscore the need to identify nutritional strategies that mitigate energy deficits and support soldiers' physical wellbeing, aligning with the overarching aim of optimising military performance.

Implementing controlled food consumption strategies before, during and after field exercises can enhance military performance⁽¹²⁾, and within the Armed Forces, overseeing food and drink consumption is a managerial responsibility. This strategic approach to managing soldiers' nutrition aligns with the broader goal of ensuring their optimal performance during missions and training exercises. In this context, also nutritional content and requirements must be studied and improved to satisfactorily meet the needs in different situations, especially in extreme conditions. Therefore, the content of calories and macro- and micronutrients contained in the military's diet must be determined by the type of mission, duration and environment to avoid negative impacts on military performance and final objective⁽¹³⁾.

Nowadays, technological approaches have led to many advances in military nutrition and packaging. Some examples of approaches used to improve the quality of military rations include (i) microencapsulation⁽⁶⁾, (ii) omics approaches⁽¹⁴⁾, (iii) pulsed electric field⁽¹⁵⁾, (iv) microwave-assisted thermal sterilisation⁽¹⁶⁾, (v) high-pressure processing sterilisation⁽¹⁷⁾, (vi) freeze-drying⁽¹⁸⁾, (vii) osmotic dehydration⁽¹⁹⁾, (viii) multi-layer packaging⁽²⁰⁾, (ix) modified atmosphere packaging⁽²¹⁾ and (x) irradiation⁽²²⁾. Therefore, there are several strategies to make the military ration safer, nutritious and with a longer shelf-life. However, the focus of this present study is the impact of military rations on the nutrition, health and performance of soldiers in extreme environments.

Given these considerations, the present study aims to comprehensively review the current state of scientific knowledge regarding the convenience, packaging, sensory attributes and nutritional components of military rations. This examination aims to provide insights into how military rations have been tailored to address soldiers' nutritional requirements and preferences, as well as what could be the possible improvement areas, ultimately contributing to their physical and cognitive capabilities in challenging environments. Additionally, the study seeks to delve into factors influencing soldiers' appetite, gut microbiota and nutritional requirements during training or combat scenarios in extreme environments (cold, warm and high altitude). This exploration aims to uncover the intricate connections between soldiers' physiological responses, their dietary needs and the unique challenges posed by different operational settings, further advancing our understanding of contemporary and future nutritional strategies for military personnel, generating hypotheses to be tested in future research and highlighting areas with lack of sufficient knowledge in this field.

Methods

The topics covered in this review are shown in the Figure 1. The systematic literature search was carried out according to Peters *et al.*⁽²³⁾ utilising Web of Science, PubMed and Google Scholar databases.

The words contained in the titles, abstracts and the index terms were utilised to develop a full search strategy. Broad inclusion criteria were initially employed to map the literature of interest and to obtain a comprehensive quantity of articles. The search strategy (Table 1), including all identified keywords and index terms, was adapted for use across three databases: Web of Science, PubMed and Google Scholar. The search was carried out by combining the term military/combat rations and terms presented in Table 1 (package, convenience, sensory parameters, technology, history, shelf-life, nutrition, gut health, metabolism, appetite, extreme, cold, warm, high altitude, exercise, conflict, soldier, war, operation, mission).

After the complete search strategy, search results were collated and exported to EndNote referencing software (version X9.3.3; Clarivate Analytics, Philadelphia, PA, USA). Duplicates were removed using the duplication detection tool of the EndNote software. The review process consisted of three levels of screening: (1) an initial title screening, (2) an abstract review and (3) a full-text review.

The review selection process is described in Figure 2. In total, more than 225 000 publications were found. Removing duplicate publications, the number of unique publications was reduced to 342, from which 175 met the criteria for the review process. No publication age restrictions were applied in the search.

Military rations from a historical perspective

Military rations aim to provide military units with long-lasting, shelf-stable, safe and nutritious food, maintaining the troops' physical performance, good health and cognitive function in any field operations and environments, designed to withstand multiple handling and to be used in severe conditions in all combinations of terrain, humidity and temperature⁽²⁴⁾. The food components, products and snacks in military rations are commonly thermally processed and/or dehydrated. Some rations require preparation in the field, while others can be consumed straight from the packaging.

During World War I, the growing demand for food for millions of soldiers in the field caused the food industry and the military to work together to develop military rations⁽²⁵⁾. Hence, the war stimulated collaborations between the military and external laboratories, not only to develop new foods that could be produced on a large scale, but also to develop new techniques that guaranteed the quality of new processed and shelf-stable foods.

After World War I, the food industry worked hard with the army to further develop adequate and diverse foods for the soldiers, making them shelf-stable over time. That food products are shelf-stable over years is highly important in military operations. Shelf-stable food can be planned and ordered well

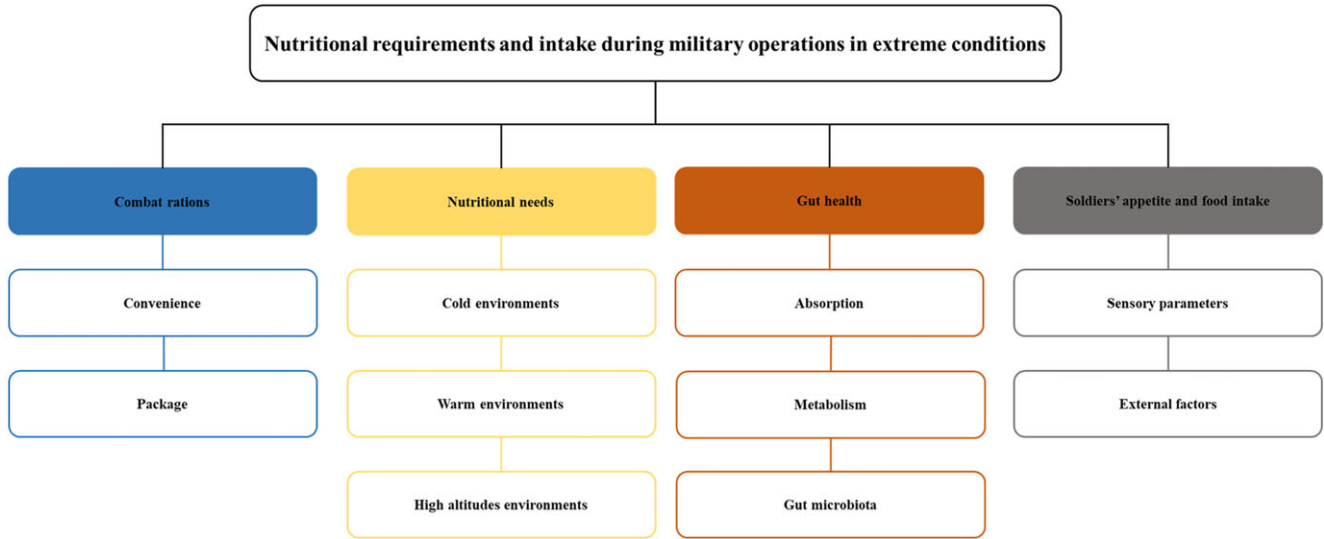


Fig. 1. Topics covered in this review article.

Table 1. Search strategy, including all identified keywords and index terms

	Concept 1	Concept 2	Concept 3	Concept 4
Fixed terms	Food ration	Nutrition	Environment	Military
Military rations Combat rations	Package Convenience Sensory parameters Technology History Shelf-life	Nutrition Gut health Metabolism Appetite	Extreme Cold Warm High altitude Exercise	Conflict Soldier War Operation Mission

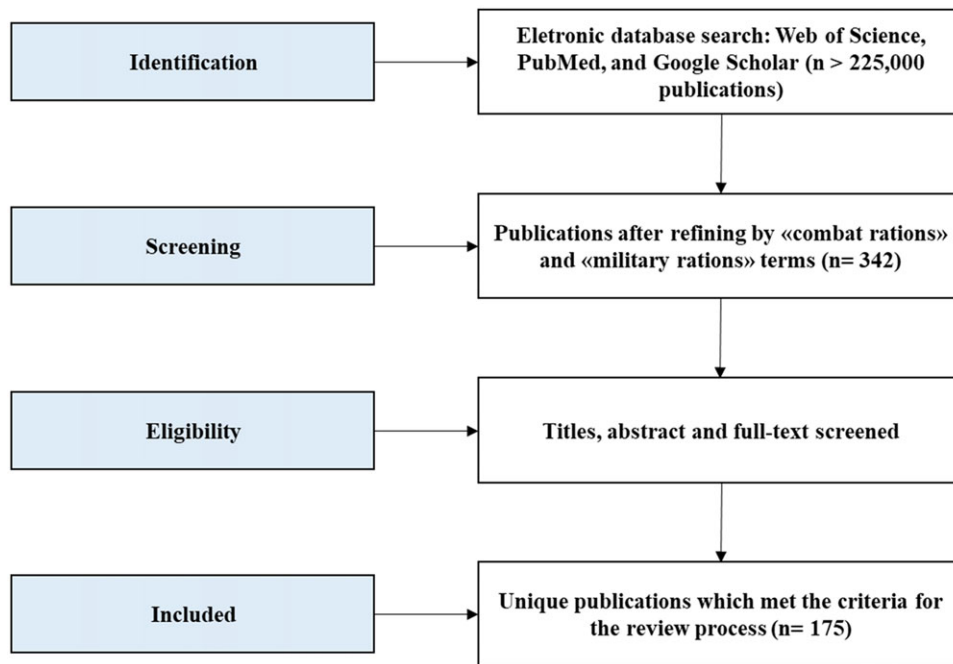


Fig. 2. Review selection process.

in advance, be produced when the costs are low and be stored until needed, thus avoiding last-minute deployment issues. With this, shelf-stable military rations prepared the military well for future wars⁽²⁶⁾. In addition to being shelf-stable, military rations need desirable sensory qualities (taste, texture and aroma) and packaging resistance to different situations and climates, such as excess humidity and insect damage⁽²⁷⁾.

Fresh food, such as vegetables and meats, is highly valued by soldiers. However, transporting these foods to the field is very expensive, in addition to having a high risk of spoilage and being space demanding. From the 1950s onwards, freeze-dried meals have been developed and used as military rations⁽²⁸⁾.

With the advancement in food science and technology, several military rations have now been developed using different packaging and technologies to assist soldiers in different climates and situations, taking into account the demand for calories and nutrients, in addition to cultural issues, cognitive function, and physical and mental stress^(5,6,29–31).

Convenience and packaging of military rations

Convenience foods can be defined as products from the food industries where the degree of culinary preparation has been carried out at an advanced stage and that are labour-saving versions for the consumers of less processed products⁽³²⁾. They are often regarded as among the least healthy and unsustainable dietary options because of their sometimes wasteful packaging and low nutritional value compared with traditional foods^(33,34). However, convenience foods, such as ready meals, are gaining more importance in the market⁽³⁵⁾ and becoming more nutritionally relevant⁽³⁶⁾ in addition to more efficient packaging with less impact on the environment⁽³⁷⁾. Military rations must follow this trend, mainly due to the nutritional needs of soldiers and ease of use/disposal of packaging during operations that are often in hostile areas.

Soldiers' nutritional requirements are specific due to intense physical activity and adversities. Moreover, in addition to a long shelf-life and being shelf-stable, due to environmental conditions and the particular performance, a military ration must also have light weight (e.g. freeze-dried foods) and be easy to cook and eat under extreme conditions. Convenience, packaging and ease of preparation are thus crucial for developing adequate military rations.

Convenience and practicality are important factors in military rations because military missions usually require intense physical activity and less time to eat, in addition to having less motivation to do so. Field operations have several activities that compete with or impair food intake. For example, Ahmed *et al.*⁽³⁸⁾ stated that adequate energy consumption is impaired under strenuous field conditions and even more challenging in extreme climates.

In military rations, the packaging plays an important role in the practicality and mainly in the preservation of food for long periods. Normally, military rations are packaged in trilaminar material under vacuum or utilising oxygen scavengers⁽³⁹⁾. Haque *et al.*⁽²⁰⁾ concluded that multilayer film improves the conservation of military rations increasing the resistance to acidic foods. According to Long *et al.*⁽¹⁷⁾, biodegradable/edible films are more

appropriate for military rations. For example, the US military used edible film in conjunction with modified atmosphere packaging to achieve 3 years of shelf-life on sandwiches and pizzas stored at room temperature⁽⁴⁰⁾. However, Kalpana *et al.*⁽²¹⁾ stated that modified atmosphere packaging can increase the shelf-life of products but the variation in gas concentration can result in undesirable effects on flavour, texture, nutritional compounds and sensory acceptance. To assist the preservation and/or increase the shelf-life of military rations, technologies such as high-pressure processing sterilisation⁽¹⁷⁾, microwave-assisted thermal sterilisation⁽¹⁶⁾, pulsed electric field⁽¹⁵⁾, irradiation⁽²²⁾ and freeze-drying⁽¹⁸⁾ have been used with satisfactory results in the final product quality.

To develop adequate new military rations, it is necessary to consider the effect of unwanted events that may occur during the preparation and consumption of a meal by introducing measures to ensure that the product is easy to prepare in any situation and that the package does not entail an additional load for the soldier. One strategy could be an increased focus on consumer-friendly packaging solutions and smart, functional materials that simplify the preparation and reduce the product's total environmental footprint⁽⁴¹⁾. In military rations, it can be crucial that the soldier has his individual equipment that ensures independence for the rest of the group. In addition, in modern conflicts, it must be considered that heat sources can be easily detected by satellites, drones and night vision, and the preparation and/or consumption of the meal in some cases needs to be carried out without heating/boiling water.

Nowadays, convenience, practicality and sustainability are important factors to consider in developing any food product. With this, military rations must be efficient in any situation, especially in extreme ones, convenient and with minimal weight and environmental impact.

Nutritional needs during physical military exercise

During military field operations, soldiers' activity levels, and nutritional needs increase. This becomes particularly prominent during prolonged physical exertion under extreme climatic conditions⁽¹³⁾. In extreme conditions, the daily energy requirements of military personnel can reach more than 10 000 kcal⁽¹⁰⁾. Thus, the soldier's ability to adapt their diets to such extreme environmental conditions is essential to the success of any operations⁽²⁹⁾.

An increased energy expenditure results in an increased heat production, where the heat energy must be removed to avoid an increase in the body's core temperature⁽⁴²⁾. An increased blood flow to the body surface combined with sweating is the major pathway. Loss of body heat occurs via several mechanisms, such as evaporation, conduction, radiation and convection from the skin and evaporative loss from the respiratory tract⁽⁴³⁾. The efficacy of these mechanisms is further determined by the airspeed (wind), temperature, radiation (solar heat) and relative humidity. In addition, the soldier must have enough time set aside for food and drink breaks.

Studies performed among Canadian Armed Forces personnel have reported that energy requirements in warm environments

Table 2. Energy content (kcal/d) of general and special purpose rations of eleven NATO countries

NATO country force	Energy content (kcal/d)
GBR (Military ration)	4294
NLD (Arctic ration)	5185
NLD (Military ration)	3683
NLD (Long-distance reconnaissance)	4187
DEU (Individual military ration light)	2198
DEU (Individual military ration)	3524
CZE (Ration of canned food stuffs)	3351
AUS (Patrol ration 1 man)	3800
AUS (Military ration 1 man)	3700
BEL (Long-range Recce patrol ration)	3300
BEL (Military ration)	3200
FRA (Military ration)	3200
CAN (Individual meal pack)	4395
ITA (Military ration)	3650
SVN (Individual ration)	3537
USA (Meal, cold weather)	4599
USA (First-strike ration)	2844
USA (Long-range patrol)	1533
USA (Meal, ready-to-eat)	3955

Source: NATO⁽²⁴⁾. Values are means.

(10 °C to >25 °C) range from 3300 kcal/d to 6000 kcal/d^(44,45). Energy requirements in cold environments (temperature <10 °C, including arctic conditions) were reported from 4000 kcal/d to over 6000 kcal/d^(29,45,46). High-altitude environments tend to increase energy requirements because soldiers generally carry more weight and engage in more exhausting activities⁽⁴⁷⁾. Hoyt *et al.*⁽⁴⁸⁾ studied Special Operations Forces soldiers exercises at high altitude (Mount Rainer, 4393 m above sea level), observing an average expenditure of 4558 ± 566 kcal/d. Several strategies can be used to prevent energy deficits during military operations (Table 2), including providing supplemental carbohydrates⁽⁴⁹⁾ and fat⁽⁶⁾ and nutritional education before an operation^(50,51).

According to several authors, hot environments increase the risk of suboptimal energy intake relative to energy requirements due to loss of appetite^(45,52,53). In contrast, appetite and energy intake increases have been reported related to activities in cold environments^(45,52). Furthermore, adequate hydration and nutrition are essential for success within all military operations^(29,47). In addition, micronutrient requirements might be altered under extreme weather conditions owing to the environmental stress impact on intestinal absorption and/or increased utilisation of some nutrients⁽⁵⁴⁾. Sweating by hard physical exertion promotes the loss of both fluid and essential minerals, not the least sodium, but also calcium, magnesium, zinc and iron⁽⁴²⁾; replenishing these will be essential to compensate. To determine the need for vitamins and minerals for soldiers in the field, several national recommendations and recommendations from specific organisations have been used⁽⁵⁵⁻⁵⁷⁾.

Body mass loss is a consequence in soldiers during training and combat operations due to stressors conditions (cold, warm and high altitudes)⁽¹¹⁾. For example, Norwegian soldiers doing hard physical exertion during 7 d of field training lost an average of 4 kg of fat-free mass⁽⁵⁸⁾. The loss of glycogen and its associated water⁽⁵⁹⁾, fat loss^(60,61) and subsequent mass loss during combat operations results from altered protein kinetics that promote catabolism⁽⁵⁹⁾, compromising the military personnel's

performance⁽⁶²⁾. The soldiers' need for proteins will also increase to repair muscle fibres and increase metabolic activity⁽⁶³⁾. Increased protein intake is critical to avoid an unwanted reduction in skeletal muscle mass over time. Furthermore, protein requirements will increase, which needs to take into consideration that a significant relationship exists between specific amino acids and total protein for increased protein synthesis⁽⁶⁴⁾.

During demanding and continuous physical activity, the need for carbohydrates and water is vital (the need will be guided by the degree of physical activity). If these important micro- and macronutrients are not compensated for with further food intake, the performance can quickly be reduced⁽⁶⁵⁾. Carbohydrates are the body's most important source of energy and are particularly important for contractile muscles to perform at their maximum⁽⁶³⁾. Unless glucose is provided from the digestive tract, glycogen is essential for producing energy during anaerobic metabolism. Since the body lacks opportunities to store large amounts of glycogen, a person who is regularly engaged in high-intensity long-term physical activity must replenish these stores regularly⁽⁶³⁾. The body has a significant flexibility in long-term work with low physical load; thus, the need for a specific composition of the main energy-providing components carbohydrates and fat is limited. However, if the activity level is increasing, the demand will change (Table 3), and with high physical activity, a higher proportion of carbohydrates in the diet will be beneficial⁽⁶³⁾. According to Sotelo-Diaz and Blanco-Lizarazo⁽¹³⁾, there is a direct connection between physical activity, environmental factors, calculation of energy requirements, and the need for carbohydrates during military operations. Furthermore, this study showed that military personnel generally have a high intake of dietary supplements; it will therefore be appropriate to consider including such products in military rations for training and combat. This is particularly important to ensure the intake of micronutrients that cannot easily be included in traditional field rations owing to their stability (oxidation, thermal denaturation, etc.) and processing technology challenges. The data from the survey on the consumption of dietary supplements by military personnel indicated that this is a niche worth considering when designing military rations⁽¹³⁾.

Microencapsulation has been proving to be an interesting technology to improve and/or preserve the nutritional quality of military rations⁽⁶⁾. In addition, technologies such as omics approaches have been successfully used to deeply assess the impact of different processes on the nutritional parameters of different foods⁽¹⁴⁾.

Research on nutritional requirements for military rations should optimise the amount of macro- and micronutrients and their biological value according to physical activity and environment, as well as maintaining their sensory quality, food safety and durability by correctly choosing processing technologies and packaging.

Cold environments

As mentioned above, excess body heat is mainly removed by sweating, resulting in greater blood flow to the body's surface,

Table 3. Personnel recommendations of energy and macro- and micronutrient intake on NATO response forces during training and combat operations under extreme environments*1.

Nutrient (unit)	NATO operations				
	Normal conditions		Extreme conditions		
	Training	Combat	Warm (>30 °C)	Cold (0 °C)	High altitudes (>3050 m)
Energy (kcal)	3600	4900	4900	4900	4700
Carbohydrate (g)	494	675	675	675	711
Protein (g)	180	246	246	246	178
Fat (g)	110	150	150	150	132
Dietary fibre (g)	30	30	30	30	30
Vitamin A (µg)	900	900	900	900	900
Thiamin (mg)	1.2	1.2	1.2	1.2	1.2
Riboflavin (mg)	1.3	2.5	2.5	2.5	2.5
Niacin (mg)	16	16	16	16	16
Vitamin B ₆ (mg)	1.3	2.6	2.6	2.6	2.6
Vitamin B ₁₂ (µg)	2.4	2.4	2.4	2.4	2.4
Folate (µg)	400	400	400	400	400
Pantothenic acid (mg)	6	6	6	6	6
Biotin (µg)	30	30	30	30	30
Vitamin C (mg)	45	45	45	45	45
Vitamin D (µg)	5	5	5	5	5
Vitamin E (mg)	10	10	10	10	10
Vitamin K (µg)	70	70	70	70	70
Choline (mg)	550	550	550	550	550
Calcium (mg)	1000	1000	1000	1000	1000
Phosphorus (mg)	1000	1000	1000	1000	1000
Zinc (mg)	14	15	15	20	20
Iron (mg)	8	14	14	15	15
Magnesium (mg)	410	410	410	410	410
Iodine (µg)	150	150	150	150	150
Selenium (µg)	70	70	70	70	70
Molybdenum (µg)	45	45	45	45	45
Copper (mg)	1.7	1.8	1.8	1.7	1.7
Chromium (µg)	35	35	35	35	35
Manganese (mg)	5.5	5.5	5.5	5.5	5.5
Fluoride (mg)	4	4	4	4	4
Sodium (mg)	920	920*2	920*2	920*2	920*2
Potassium (mg)	3800	3800	3800	3800	3800

Source: NATO⁽²⁴⁾

*1 Male NATO response force personnel, 79 kg, between 19 and 50 years, 175 cm.

*2 Depending on sweat rate.

increased skin temperature and heat loss. One of the concerns of operations in a cold environment (e.g. in the arctic field) is avoiding unnecessary sweating. Increased blood flow to active tissues and organs also results in increased heart activity with consequent increased energy consumption and needs⁽⁴²⁾.

In cold environments, the heat loss from the body will potentially be high⁽⁶⁶⁾. To prevent a reduction in core temperature, the body will try to maintain the core body temperature through three mechanisms. The first mechanism involves constricting blood vessels, which reduces blood flow to the skin and external tissues, with subsequent metabolic heat production saved for vital organs. The second mechanism will occur in parallel and increase muscle metabolic heat production through behaviourally regulated physical activity or involuntary shivering⁽⁶⁶⁾. The third mechanism is heat production by the so-called brown fat tissue, which generates heat directly⁽⁶⁷⁾.

Haman *et al.* (2010) pointed out that lipids are generally preferred as an energy substrate (contributing up to 80%) during low-intensity shivering, while carbohydrates become more important as the intensity of the tremor increases (up to 72% contribution). This may indicate that energy intake during

extreme cold stress significantly impacts heat production. The body's potential to redirect energy internally in the muscles to counter cold stress is highly individual, especially regarding the oxidation of carbohydrates⁽⁶⁸⁾. This property is also considered particularly important for survival when the body is exposed to extreme cold stress⁽⁶⁹⁾.

The thermoregulatory response during activities in cold environments is influenced by sex, age and acclimatisation^(70–75). However, these factors most likely have minor implications for the nutritional requirements. Body composition is the most important physiological factor influencing thermoregulation and cold tolerance during activity in cold environments⁽⁷⁶⁾.

According to Johnsen and Gjeldnes⁽⁷⁷⁾, handling military equipment during a state of exhaustion, mainly in extremely cold conditions (e.g. polar environments) is an element of danger in military exercises. Food and sleep deprivation are everyday situations during cold environment military exercises, as well as intense physical activity, including strenuous ski marches. Since people's diet in arctic climates is rich in fat and protein, it has been suggested that the nutritional requirements under extreme cold conditions should be similar⁽⁵¹⁾. At the same time,



transitioning to a more fat-rich diet will require an adaptation period, which will often be unfavourable^(78,79).

Tharion *et al.*⁽⁴⁷⁾ studied the energy requirements of soldiers in everyday garrison situations and during training in the field under different conditions. They concluded that cold environments generally increased energy requirements in both sexes. For the female soldiers, the energy requirement varied from 2332 to 5597 kcal/d with an average of 2850 ± 620 kcal over 9 d. For the men in the same study, doing different activities and missions compared with female soldiers, the energy requirements varied from 3109 to 7131 kcal/d with an average of 4610 ± 650 kcal over 12 d. Tharion *et al.*⁽⁴⁷⁾ further concluded that the sex differences were mainly due to differences in body mass, lower metabolic activity at rest and lower total physical activity. In another study by Ahmed *et al.*⁽¹⁰⁾, the energy balance was mapped in an arctic field operation (infantry activity, -10°C). This study reported an average energy expenditure of 4917 ± 693 kcal/d, while the intake was a modest 2377 ± 1144 kcal/d. This resulted in an average weight loss of 2.7% over 5 d. However, it is important to mention that the soldier's daily ration consisted of 5685 kcal/d. This study shows one of the main problems with field nutrition: consuming enough food is challenging even if it is available.

It is known that soldiers experience a negative energy balance during military operations. Margolis *et al.*⁽⁴⁹⁾ studied the effect of supplementary foods on the intake of protein and protein balance in the body during a 4-d arctic military training (51 km ski march). Subjects with the highest protein intake had the protein supplement and subjects with the highest carbohydrate intake had the carbohydrate supplement. Based on this, consuming sufficient energy during periods of high energy needs is essential to mitigate the consequences of negative energy balance and protein deficiency. According to Margolis and Pasiakos⁽⁵¹⁾, who studied the energy requirements for cold-weather military operations, suggested that, to improve energy balance, fat intake should be increased to at least 35–40% of the total daily energy consumption.

For training and military operations in cold environments, military rations must contain more calories than usual due to the increased energy demand required. An interesting strategy may be the use of a higher levels of fat.

Warm environments

In the coming decades, extreme heat events will likely be more frequent, severe and longer due to global warming⁽⁸⁰⁾. The negative impact of heat stress on productivity and health during physical exertion is well known and debated^(12,81,82). Combat units deployed are often exposed to warm environments, which manifest as high temperatures, often heightened by high humidity, resulting in heat-induced metabolic stress. Heat stress affects several physiological systems, compromising physical and potentially also cognitive performance^(83–86). However, Ashworth *et al.*⁽⁸³⁾ suggest that individuals could acclimate to warmer environments within a few months.

The soldier's health conditions and adaptation directly influence physical and mental performance under heat-induced stress during military operations⁽⁸²⁾. Increasing muscle mass, high aerobic conditioning and previous adaptation to warm

environments improve physical and cognitive performance under extreme heat⁽⁸⁷⁾. Other factors, such as dehydration and psychological stress, can influence the thermo-physiological response⁽⁸⁸⁾ of soldiers under heat stress and decrease their operational capacity. Therefore, military units should be trained in advance and adapt to hot environments such as deserts to avoid or reduce the incidence of hyperthermia and decrease operational productivity.

When repeatedly exposed to high temperatures, the human body adapts to the environmental stress caused by better coping with physiological demands. According to Foster *et al.*⁽⁸⁷⁾, adaptation to heat is a reversible phenomenon that begins at a genetic level and eventually results in whole-body physiological adaptations. Physiological adaptations due to resistance training directly improve thermoregulatory and cardiovascular performance during military operations under heat stress⁽⁸⁹⁾. In addition to the cardiovascular adaptations that are beneficial to support warm conditions, physical activity also enhances sweating function⁽⁸⁹⁾.

In a military context, heat-induced stress is exacerbated by the combination of carried loads, physical exertion and protective clothing, making them susceptible to heat illnesses. As the operational environment is unpredictable and dynamic, nutritional strategies to minimise the effects of heat should be planned and conducted before deployment.

In intense exercises, in a warm environment, a person can lose 10–15 litres of fluid daily⁽⁹⁰⁾. Although these high sweat rates are unusual, high fluid losses can be tolerated with an adequate rehydration strategy. There can also be substantial salt losses when sweat rates are high, which must be replaced to maintain the body water content⁽⁹¹⁾. This requirement has implications for the composition of the liquids to be consumed and the amount of required liquid. According to Shirreffs *et al.*⁽⁹²⁾, to rapidly recover the fluid lost through sweat, it is necessary to consume liquid with electrolytes and food containing salt. Another critical factor is that excess protein consumption can be a disadvantage in warm environments owing to the increased volume of urine required to excrete protein breakdown products⁽⁹³⁾.

The relative proportions of carbohydrate, fat and protein in warm environments is not yet entirely known. However, the high consumption of liquid/electrolytes (such as water and sports drink) should be prioritised for the rapid replacement of fluid loss caused by the high sweat rate. In addition, rehydration and the type of beverage are influenced by troop culture and availability in the environment.

High-altitude environments

High altitude is an extreme environment that challenges a military unit's operations. The combination of cold temperatures, low oxygen pressure due to reduced atmospheric pressure, low air humidity and high ultraviolet radiation levels may make adaptation to this environment more challenging than cold or hot environments⁽⁹⁴⁾. However, the main factor underlying the physiological responses to high altitude is the low atmospheric pressure and the consequent proportional reduction in the partial pressure of oxygen in the inspired air (hypobaric hypoxia)^(95,96). Dunnwald *et al.*⁽⁹⁷⁾ concluded that short or long

exposures to hypoxic environments promote comprehensive physiological alterations. This occurs even if the relative composition of the air remains the same as at sea level (approximately 21% of oxygen content). The consequent hypoxemia and tissue hypoxia trigger several regulatory mechanisms, which in most cases favour adaptation but occasionally evolve into pathological conditions such as chronic or acute mountain sickness^(95,98).

Military units often do not have adequate time to prepare and/or acclimatise as top athletes^(99,100). At high altitudes, troops must often engage in physical exertion, such as travelling long distances and climbing mountains⁽¹⁰¹⁾. Exercising at high altitudes is more challenging than at sea level owing to the low oxygen availability⁽¹⁰²⁾. Due to hypoxia, training at high altitudes requires a cardiovascular adaptation characterised by increased ventilation and heart rate⁽¹⁰³⁾. Ensuring oxygen supply to the tissue by hyperventilation is an essential factor in physical exertion. Due to the low partial pressure of oxygen in the inspired air, the physical capacity is reduced due to the increased effort required due to the limitation of muscle oxygenation⁽⁹⁵⁾. As a result, soldiers must have a unique and adequate nutritional plan to maintain their performance.

In cold and dry environments, increased ventilation may be accompanied by increased body water loss and 'high-altitude diuresis'⁽¹⁰⁴⁾. The cardiovascular and ventilatory adaptation ensures that the metabolic demands of organs and tissues are adequate at rest and during physical exertion at high altitudes⁽⁹⁷⁾. Typically, hypoxic environments influence body composition (i.e. reduction in fat mass, muscle mass and body weight)⁽¹⁰⁵⁾. According to Kayser and Verges⁽¹⁰⁶⁾, these changes in body composition occur due to increased basal metabolic rate and negative energy balance, mainly due to lower caloric intake and higher energy expenditure. Furthermore, military units have a high energy expenditure due to the extra weight of specialised equipment (i.e. helmet, weapons and vest). According to Tharion *et al.*⁽⁴⁷⁾, the energy expenditure of troops at 2550 m altitude is approximately 30% higher compared with the same activities in cold environments at sea level.

At altitudes higher than 5000 m, a negative energy balance may result from impaired intestinal function or reduced energy intake due to a reduced appetite⁽⁹⁷⁾. Additionally, muscle wasting seems to ensue predominantly at high altitudes, whereas catabolic mechanisms may be of minor importance at moderate altitudes with exposure to lower levels of hypoxia⁽¹⁰⁷⁾. Muscle catabolism may arise in this environment owing to a negative energy balance resulting from increased energy expenditure, high levels of physical activity and inadequate nutritional intake⁽¹⁰⁸⁾.

The effects of altitude on the intestinal microbiota have gained attention in recent years, mainly due to the positive results that intestinal microbes can promote to the host under extreme conditions^(109–112). Suzuki *et al.*⁽¹¹³⁾ stated that the gut microbiota profile changes according to altitude. It is expected that microbiota functions related to food assimilation and/or the host oxygen homeostasis regulatory system will be enriched in high-altitude populations⁽¹¹⁴⁾. Zhao *et al.*⁽¹¹⁵⁾ concluded that diet and high altitude strongly drive convergent adaptation of gut microbiota to high-altitude environments, changing the diversity

of the microbiota and playing an essential role in the host's energy compensation and cardiovascular regulation and helping the host adapt to the high energy demand and low oxygen pressure of high-altitude environments. In addition, Quagliariello *et al.*⁽¹¹⁶⁾ found that the gut microbiota has the potential to mitigate the effect of nutritional restrictions and environmental pressures induced by high altitude by providing metabolic functions able to supply compounds, such as vitamins, ketone bodies and amino acids, which are helpful for the host to cope with the challenging physiological stresses and energy demand imposed by life in this extreme environment.

Adequate gut health and gut microbiota profile are essential for soldiers during intense high-altitude exercise. Military rations or dietary supplements that improve these aspects can minimise the adverse effects of high altitudes and positively influence troop performance.

The importance of gut health for the absorption and metabolism of essential nutritional components

The connection between diet and human health is well explored and documented^(117–121). Interest in the importance of the frequency, quality and timing of food intake on human health and the increase of risk of development of diseases has been increasing over recent years.

The intestinal microbiota health is crucial to understanding how food is digested and how the body can absorb nutrients. The gut microbiota is a continuously changing ecosystem that contains trillions of bacteria. The composition and function of the intestinal biota are shaped by several factors, including dietary habits, seasonal variations, lifestyle, age, external and internal stress factors, inflammatory diseases and irritations, and the use of antibiotics or infections⁽¹²²⁾. To maintain a healthy intestine, characterised by a low degree of irritation, best possible immune functionality and good digestion, it is essential to have a good balance between the host organism (individual) and the gut microbiota^(123–125).

The host gut's microbial communities influence several aspects of the host's health and carry the adaptive potential to changes in extreme environments and diets⁽⁹⁴⁾. According to Lan *et al.*⁽¹²⁶⁾, gut microbiota is essential in regulating high-altitude adaptation and high-fat diets. Furthermore, Zhao *et al.*⁽¹¹⁵⁾ stated that genetic, altitude, dietary, season and other environmental factors impact the structure and composition of gut microbiota. With this, military rations must be optimised for extreme conditions such as warm, cold and high-altitude environments.

Over the past few decades, modern diets have led to growing health problems such as diabetes and cardiovascular disorders. Many of these health challenges can be linked to a suboptimal gut microbiota. The intestinal microbiota is further directly influenced by individual components of the diet as macronutrients (protein, fat and carbohydrates) and micronutrients such as vitamins, minerals and amino acids^(122,127,128). According to Karl *et al.*⁽¹²⁹⁾, altitude directly affected the intestinal microbiota with subsequent poorer appetite and nutrient absorption. For a soldier, active in a field operation, a diet that

favours good gut health will therefore be beneficial for adequate nutrient intake owing to a direct connection between the intestinal microbiota and the individual's appetite⁽¹²⁷⁾.

The composition of the gut microbiota is the result of the interaction and co-evolution of the host, as well as environmental factors such as altitude⁽¹¹⁵⁾, indirectly regulating host energy intake efficiency and helping to optimise nutritional assimilation and energy production in high-altitude environments⁽¹³⁰⁾.

Several studies^(131–134) support that physical activity affects gut health and that the microbial community in the gut can be used as an indicator of the individual's immune function, being a therapeutic tool to improve the soldier's health, performance and energy intake by controlling inflammation and oxidation processes. Mach and Fuster-Botella⁽¹³⁴⁾ concluded that the gut microbiota has a crucial role in preventing oxidative stress and inflammatory responses, as well as improving the host's energy consumption and metabolism.

For soldiers who must perform physically and mentally, over a long period, under extreme external stresses such as cold, warm and high-altitude environments, factors in the diet that can improve the soldier's intestinal health will be of great importance. This applies to appetite, nutrient absorption and energy metabolism. One ingredient known to have a positive effect on the gut microbiota is different varieties of probiotics⁽¹³⁵⁾.

Probiotics are a popular dietary supplement for preventing and potentially treating intestinal disorders^(136,137). In general, probiotics have a regulatory effect on the intestinal biota composition and can influence the human gut microbiota⁽¹³⁸⁾, improving immune function and digestive health while decreasing inflammation^(139–141). The probiotics consumption has been suggested to down-regulate pro-inflammatory cytokines^(142,143) and up-regulate production of IL-10 (an anti-inflammatory cytokine)⁽¹⁴⁴⁾. Furthermore, improving immune function from probiotic intake is associated with attenuating fatigue⁽¹⁴⁵⁾.

Intense military operations associated with physiological stress has been reported to a significant increase in inflammatory cytokine markers^(146,147). With this, stimulation of pro-inflammatory cytokines contributes to a decrease in performance during military exercises^(148,149). Gepner *et al.*⁽¹⁵⁰⁾ reported that elite male soldiers (20 ± 0.7 years) ingesting a combination of β-hydroxy-β-methylbutyrate (metabolite of the amino acid leucine) and *Bacillus coagulans* increased the muscle integrity and reduced the inflammatory response promoted by intense military exercise. According to Hoffman *et al.*⁽¹⁵¹⁾, results from 2 weeks of *Bacillus coagulans* supplementation indicated a positive effect on short-term speed performance in addition to decreasing the inflammatory response during intense military exercises. Noorifard *et al.*⁽¹⁵²⁾ stated that the consumption of probiotics improves the health and immunity of soldiers during intense activity.

The gut health of soldiers, especially in extreme conditions, must be preserved and/or improved. Considering this factor, including probiotics in military rations can be an interesting strategy to ensure good intestinal functioning during training and operations in extreme environments.

Sensory and external factors that affect soldiers' appetite and food intake

Taste plays a crucial role in soldiers' food and nutrient intake. To ensure soldiers' adequate nutrition under extreme conditions, it is important to consider eating patterns, psychosocial factors and the sensory qualities of the food product itself⁽¹⁵³⁾. The activity largely influences the soldier's eating patterns. External factors, such as temperature, environment, convenience, stressful exercise regimen, conflict, aspects relating to available time to prepare food and eat, the group's internal routines and complexity, and public facilities for preparation and socialisation, impact the appetite and food intake of soldiers⁽¹⁵⁴⁾. Any influence from one or more of the factors above will place a significantly demand on the other factors as well as the product's excellence and sensory perception. At the same time, the products must have rational acceptability to meet soldiers' physiological and nutritional needs.

Military research results suggest that ambient temperature may affect appetite and food intake, being high in cold and low in hot environments^(63,155). The link between exercise and ambient temperature and human appetite is unclear. Some studies suggest that appetite is reduced and that hormonal responses associated with appetite suppression increase with higher ambient temperature⁽¹⁵⁶⁾, while the reverse was observed with lower ambient temperature^(157,158). Johnsen *et al.*⁽¹⁵⁸⁾ and Kojima *et al.*⁽⁵³⁾ state that environmental conditions affect exercise-induced appetite-regulating hormonal responses. Understanding how exercise under different temperatures affects the appetite of military units in outdoor physical exertion is very relevant. In military units, body weight loss due to under-eating during field operations is not uncommon^(55–57,159,160). Rapid weight loss during operations can suppress immune function and decrease cognitive and physical performance. This rapid weight loss can be the result of insufficient time to eat, extreme stress, food palatability, prolonged or difficult food preparation^(44,155), or lack of nutritional competence among the soldiers, thereby impacting operational readiness and performance⁽²⁹⁾. In addition, Ahmed *et al.*⁽²⁹⁾ concluded that, after a physical exertion in extreme temperatures (warm or cold environments), military personnel did not have the necessary energy intake even when having time to eat properly.

Besides psychosocial and external factors, soldiers' appetites can be increased by focusing on the products' sensory properties. Important factors that influence soldiers' perception of the product are the serving temperature⁽¹⁶¹⁾, flavour and texture⁽¹⁶²⁾.

The preference for hot meals increases with decreasing temperatures in the surroundings and the body⁽²⁹⁾. Although the temperature is essential for product perception, the combination of several factors makes the sensory quality hard to manage; for example, the serving temperature of a tomato soup affects how consumers perceive the product's salt content⁽¹⁶³⁾. Salt is an essential and necessary component for sensory quality and regulation of water balance and sweating in people who perform hard physical exercise, being the amount primarily adapted to the physiological needs of the soldiers⁽¹⁶⁴⁾. To adjust the sensory perception of food, there are interesting alternatives to salt that

can be used, including natural salt substitutes such as plant extracts^(165,166), umami flavour components^(167–169) and bitter tastes in combination with salt^(170–172), and change in viscosity to alter salt perception^(173,174).

Another factor that regulates the sensory perception of a food product and appetite is sweetness. During a long-term activity, there is a need for simple carbohydrates to, among other things, maintain blood sugar levels. Such an acute need for simple carbohydrates should generally be covered by supplementary 'grab & go' products. Sugar, on the other hand, has a vital role in balancing the taste of food products⁽¹⁷⁵⁾. Considering all these, the ratio between different tastes, such as salty–sweet, is essential for a soldier's appetite, overall acceptance and consumption of the military ration.

As mentioned above, numerous factors affect soldiers' appetite and food intake. During exercise, it is common not to have enough time to eat properly. Thus, for developing new military rations, it is necessary to consider sensory parameters and ingredients/additives that increase appetite in addition to nutritional quality and convenience.

Conclusion

The military rations quality has been noticeably improved in recent years owing to advances in knowledge about nutrition, physiology, sensory parameters, and food science and technology. Military rations must be practical, convenient, sustainable and, above all, nutritionally adequate.

There are several factors that influence the nutritional needs of military personnel. The type of environment, exercise and duration directly impact the amount of liquids, calories, and macro- and micronutrients needed for good performance and maintenance of soldiers' health. Therefore, developing a military ration with specific characteristics for each environment and situation is necessary. In cold environments (such as polar and arctic), military rations must contain more calories than usual, with a higher fat level being significant. In hot environments, liquid/electrolyte consumption should be prioritised to avoid excessive fluid loss caused by high sweat rate. An interesting strategy to minimise the impacts of high altitudes on troops is the maintenance/improvement of gut health and gut microbiota profile.

Especially in extreme environments, soldiers' intestinal health is important. Adding probiotics to military rations to improve the intestinal functioning of soldiers during combat and/or training operations may be a good strategy.

For the coming years, the trend is for military rations that are nutritionally optimised, sustainable, practical, convenient and stable for long periods of time, and with desirable sensory parameters considering cultural differences and aspects.

Financial support

We thank the Research Council of Norway (grant number 332249) for funding this research.

Competing interests

The author(s) declare none.

Authorship

V.A.S.V., I.J.J. and J.L. conceived the study. Ø.S., P.H., M.W.A., R.G. and B.S. contributed to planning of the review. V.A.S.V., Ø.S. and P.H. contributed to the search strategy in the databases. All authors drafted and revised the manuscript. All authors read and approved the final manuscript and order of authorship.

References

1. Tian N, Lopes da Silva D, Béraud-Sudreau L, *et al.* (2023) Developments in military expenditure and the effects of the war in Ukraine. *Def Peace Econ* **34**, 547–562.
2. Santorsola M, Caferra R, Morone A (2022) The financial repercussions of military escalation. *Physica A* **603**, 127791.
3. Anyzewska A, Lakomy R, Lepionka T, *et al.* (2020) Association between diet, physical activity and body mass index, fat mass index and bone mineral density of soldiers of the Polish air cavalry units. *Nutrients* **12**, 242.
4. Artyukhova SI, Kozlova ON, Tolstoguzova TT (2019) Developing freeze-dried bioproducts for the Russian military in the Arctic. *Food Raw Mater* **7**, 202–209.
5. Farina EK, Thompson LA, Knapik JJ, *et al.* (2020) Diet quality is associated with physical performance and special forces selection. *Med Sci Sport Exer* **52**, 178–186.
6. Karl JP, Margolis LM, Fallowfield JL, *et al.* (2022) Military nutrition research: contemporary issues, state of the science and future directions. *Eur J Sport Sci* **22**, 87–98.
7. O'Leary TJ, Wardle SL, Greeves JP (2020) Energy deficiency in soldiers: the risk of the athlete triad and relative energy deficiency in sport syndromes in the military. *Front Nutr* **7**, 142.
8. Pomeroy DE, Tooley KL, Probert B, *et al.* (2020) A systematic review of the effect of dietary supplements on cognitive performance in healthy young adults and military personnel. *Nutrients* **12**, 545.
9. Mantua J, Bessey A, Sowden WJ, *et al.* (2019) A review of environmental barriers to obtaining adequate sleep in the military operational context. *Mil Med* **184**, e259–e266.
10. Ahmed M, Mandic I, Desilets E, *et al.* (2020) Energy balance of Canadian Armed Forces personnel during an Arctic-like field training exercise. *Nutrients* **12**, 1638.
11. Church DD, Gwin JA, Wolfe RR, *et al.* (2019) Mitigation of muscle loss in stressed physiology: military relevance. *Nutrients* **11**, 1703.
12. Periard JD, Eijssvogels TMH, Daanen HAM (2021) Exercise under heat stress: thermoregulation, hydration, performance implications, and mitigation strategies. *Physiol Rev* **101**, 1873–1979.
13. Sotelo-Diaz I & Blanco-Lizarazo CM (2019) A systematic review of the nutritional implications of military rations. *Nutr Health* **25**, 153–161.
14. Russell A & Deuster PA (2017) Human performance optimization and precision performance: the future of special operations human performance efforts. *J Spec Oper Med* **17**, 80–89.
15. Dziki D (2020) Recent trends in pretreatment of food before freeze-drying. *Processes* **8**, 1661.

16. Patel J, Parhi A, Al-Ghamdi S, *et al.* (2020) Stability of vitamin C, color, and garlic aroma of garlic mashed potatoes in polymer packages processed with microwave-assisted thermal sterilization technology. *J Food Sci* **85**, 2843–2851.
17. Long Y, Zhang M, Devahastin S, *et al.* (2022) Progresses in processing technologies for special foods with ultra-long shelf life. *Crit Rev Food Sci Nutr* **62**, 2355–2374.
18. Coad R & Bui L (2020) Stability of vitamins B1, B2, B6 and E in a fortified military freeze-dried meal during extended storage. *Foods* **9**, 39.
19. Pandiselvam R, Tak Y, Olum E, *et al.* (2022) Advanced osmotic dehydration techniques combined with emerging drying methods for sustainable food production: impact on bioactive components, texture, color, and sensory properties of food. *J Texture Stud* **53**, 737–762.
20. Haque MA, Candlen K, Peterson AM, *et al.* (2023) Degradation behavior of multilayer packaging films in the presence of a highly acidic sauce. *J Food Eng* **340**, 111318.
21. Kalpana S, Priyadarshini SR, Maria Leena M, *et al.* (2019) Intelligent packaging: trends and applications in food systems. *Trends Food Sci Technol* **93**, 145–157.
22. Castell-Perez ME & Moreira RG (2021) Irradiation and consumers acceptance. *Innov Food Process Technol* **2**, 122–135.
23. Peters MDJ, Marnie C, Tricco AC, *et al.* (2020) Updated methodological guidance for the conduct of scoping reviews. *JBI Evid Synth* **18**, 2119–2126.
24. NATO (2010) Nutrition science and food standards for military operations. *Environment* **5**, 2.
25. Prescott SC (1950) *Beginnings of the history of the institute of food technologists*, vol. **4**. Chicago, IL: Inst Food Technologists, pp. 305–307.
26. Fisher JC & Fisher C (2014) *Food in the American military: a history*. North Carolina: McFarland & Company.
27. Fitzgerald D (2020) World War II and the quest for time-insensitive foods. *Osiris* **35**, 291–309.
28. Clifcorn I (1959) An appraisal of new processing methods for military foods. *Food Technology* **13**, 176–179.
29. Ahmed M, Mandic I, Lou W, *et al.* (2019) Comparison of dietary intakes of Canadian Armed Forces personnel consuming field rations in acute hot, cold, and temperate conditions with standardized infantry activities. *Military Med Res* **6**, 1–16.
30. Kitunen A, Carins J, De Diana J (2022) Segments of military ration pack eaters: choice preferences among groups. *Appetite* **174**, 106023.
31. Moody SM (2020) Feeding the US military: the development of military rations. In: Meiselman H (ed.). *Handbook of eating and drinking*, pp. 1055–1068. Cham: Springer.
32. Scholliers P (2015) Convenience foods. What, why, and when. *Appetite* **94**, 2–6.
33. Jackson P & Viehoff V (2016) Reframing convenience food. *Appetite* **98**, 1–11.
34. Seferidi P, Scrinis G, Huybrechts I, *et al.* (2020) The neglected environmental impacts of ultra-processed foods. *Lancet Planet Health* **4**, e437–e438.
35. Vermeulen SJ, Park T, Khoury CK, *et al.* (2020) Changing diets and the transformation of the global food system. *Ann N Y Acad Sci* **1478**, 3–17.
36. Contini C, Boncinelli F, Marone E, *et al.* (2020) Drivers of plant-based convenience foods consumption: results of a multicomponent extension of the theory of planned behaviour. *Food Qual Preference* **84**, 103931.
37. Bumbudsanpharoke N & Ko S (2022) Packaging technology for home meal replacement: Innovations and future prospective. *Food Control* **132**, 108470.
38. Ahmed M, Mandic I, Lou W, *et al.* (2023) Dietary intakes from ad libitum consumption of Canadian Armed Forces field rations compared with usual home dietary intakes and military dietary reference intakes. *Mil Med* **188**, e205–e213.
39. Flock G, Richardson M, Pacitto-Reilly D, *et al.* (2022) Survival of *Salmonella enterica* in military low-moisture food products during long-term storage at 4, 25, and 40°C. *J Food Prot* **85**, 544–552.
40. O'Connor IJ, Favreau-Farhadi N, Barrett AH (2018) Use of edible barriers in intermediate moisture food systems to inhibit moisture migration. *J Food Process Preserv* **42**, e13512.
41. Wikström F, Verghese K, Auras R, *et al.* (2018) Packaging strategies that save food: a research agenda for 2030. *J Ind Ecol* **23**, 532–540.
42. Carlsohn A, Braun H, Grosshauser M, *et al.* (2019) Minerals and vitamins in sports nutrition position of the working group sports nutrition of the German Nutrition Society e.V. (DGE). *Ernahrungs Umschau* **66**, M712–M719.
43. Park G, Kim J, Woo S, *et al.* (2022) Modeling heat transfer in humans for body heat harvesting and personal thermal management. *Appl Energy* **323**, 119609.
44. Fallowfield JL, Delves SK, Hill NE, *et al.* (2014) Energy expenditure, nutritional status, body composition and physical fitness of Royal Marines during a 6-month operational deployment in Afghanistan. *Br J Nutr* **112**, 821–829.
45. Johnson CD, Simonson AJ, Darnell ME, *et al.* (2018) Energy expenditure and intake during special operations forces field training in a jungle and glacial environment. *Appl Physiol Nutr Metab* **43**, 381–386.
46. Mandic I & Jacobs I (2013) Field-feeding for CF land military operations: basis of guidelines for standard and incremental allowances for food service providers. *Contract Report*.
47. Tharion WJ, Lieberman HR, Montain SJ, *et al.* (2005) Energy requirements of military personnel. *Appetite* **44**, 47–65.
48. Hoyt RW, Jones TE, Baker-Fulco CJ, *et al.* (1994) Doubly labeled water measurement of human energy expenditure during exercise at high altitude. *Am J Physiol* **266**, R966–R971.
49. Margolis LM, Murphy NE, Martini S, *et al.* (2016) Effects of supplemental energy on protein balance during 4-d Arctic military training. *Med Sci Sports Exerc* **48**, 1604–1612.
50. Sepowitz JJ, Armstrong NJ, Pasiakos SM (2017) Energy balance and diet quality during the US marine corps forces special operations command individual training course. *J Spec Oper Med* **17**, 109–113.
51. Margolis LM & Pasiakos SM (2023) Performance nutrition for cold-weather military operations. *Int J Circumpolar Health* **82**, 2192392.
52. Wasse LK, King JA, Stensel DJ, *et al.* (2013) Effect of ambient temperature during acute aerobic exercise on short-term appetite, energy intake, and plasma acylated ghrelin in recreationally active males. *Appl Physiol Nutr Metab* **38**, 905–909.
53. Kojima C, Sasaki H, Tsuchiya Y, *et al.* (2015) The influence of environmental temperature on appetite-related hormonal responses. *J Physiol Anthropol* **34**, 22.
54. Margolis LM, Crombie AP, McClung HL, *et al.* (2014) Energy requirements of US Army Special Operation Forces during military training. *Nutrients* **6**, 1945–1955.
55. US Department of the Army (2017) *Nutrition and menu standards for human performance optimization*. Washington, DC: Departments of the Army, the Navy, and the Air Force.
56. Lewis J (2019) *Codex nutrient reference values*. Rome: Food and Agriculture Organization of the United Nations.
57. Carlsohn A, Braun H, Großhauser M, *et al.* (2020) Position of the working group sports nutrition of the German Nutrition

- Society (DGE): minerals and vitamins in sports nutrition. *German J Sports Med* **71**, 208–215.
58. Hoyt RW, Opstad PK, Haugen A-H, *et al.* (2006) Negative energy balance in male and female rangers: effects of 7 d of sustained exercise and food deprivation. *Am J Clin Nutr* **83**, 1068–1075.
 59. Berryman CE, Young AJ, Karl JP, *et al.* (2018) Severe negative energy balance during 21 d at high altitude decreases fat-free mass regardless of dietary protein intake: a randomized controlled trial. *FASEB J* **32**, 894–905.
 60. El-Zayat SR, Sibaii H, El-Shamy KA (2019) Physiological process of fat loss. *Bull Natl Res Cent* **43**, 208.
 61. Pesta DH & Samuel VT (2014) A high-protein diet for reducing body fat: mechanisms and possible caveats. *Nutr Metab (Lond)* **11**, 53.
 62. Murphy NE, Carrigan CT, Philip Karl J, *et al.* (2018) Threshold of energy deficit and lower-body performance declines in military personnel: a meta-regression. *Sports Med* **48**, 2169–2178.
 63. Hargreaves M & Spriet LL (2020) Skeletal muscle energy metabolism during exercise. *Nat Metab* **2**, 817–828.
 64. Church DD, Hirsch KR, Park S, *et al.* (2020) Essential amino acids and protein synthesis: insights into maximizing the muscle and whole-body response to feeding. *Nutrients* **12**, 3717.
 65. Kimura M, Moriyasu A, Makizako H (2021) Positive association between high protein food intake frequency and physical performance and higher-level functional capacity in daily life. *Nutrients* **14**, 72.
 66. Hymczak H, Golab A, Mendrala K, *et al.* (2021) Core temperature measurement-principles of correct measurement, problems, and complications. *Int J Environ Res Public Health* **18**, 10606.
 67. Villarroya F, Cereijo R, Villarroya J, *et al.* (2017) Brown adipose tissue as a secretory organ. *Nat Rev Endocrinol* **13**, 26–35.
 68. Haman F, Péronnet F, Kenny GP, *et al.* (2005) Partitioning oxidative fuels during cold exposure in humans: muscle glycogen becomes dominant as shivering intensifies. *J Physiol* **566**, 247–256.
 69. Haman F (2006) Shivering in the cold: from mechanisms of fuel selection to survival. *J Appl Physiol (1985)* **100**, 1702–1708.
 70. Niclou A & Ocobock C (2022) Weather permitting: Increased seasonal efficiency of nonshivering thermogenesis through brown adipose tissue activation in the winter. *Am J Hum Biol* **34**, e23716.
 71. Levy SB & Leonard WR (2022) The evolutionary significance of human brown adipose tissue: integrating the timescales of adaptation. *Evol Anthropol Issues News Rev* **31**, 75–91.
 72. Blondin DP, Daoud A, Taylor T, *et al.* (2017) Four-week cold acclimation in adult humans shifts uncoupling thermogenesis from skeletal muscles to brown adipose tissue. *J Physiol* **595**, 2099–2113.
 73. Castellani JW & Young AJ (2016) Human physiological responses to cold exposure: acute responses and acclimatization to prolonged exposure. *Auton Neurosci* **196**, 63–74.
 74. De Matteis R, Lucertini F, Guescini M, *et al.* (2013) Exercise as a new physiological stimulus for brown adipose tissue activity. *Nutr Metabol Cardiovasc Dis* **23**, 582–590.
 75. Blondin DP, Labbé SM, Tingelstad HC, *et al.* (2014) Increased brown adipose tissue oxidative capacity in cold-acclimated humans. *J Clin Endocrinol Metabol* **99**, E438–E446.
 76. McInnis K, Haman F, Doucet E (2020) Humans in the cold: regulating energy balance. *Obes Rev* **21**, e12978.
 77. Johnsen BH & Gjeldnes R (2023) Back to the basics of polar expeditions: personality hardiness, fear, and nutrition in polar environments. *Saf Extrem Environ* **5**, 47–58.
 78. Dostal T, Plews DJ, Hofmann P, *et al.* (2019) Effects of a 12-week very-low carbohydrate high-fat diet on maximal aerobic capacity, high-intensity intermittent exercise, and cardiac autonomic regulation: non-randomized parallel-group study. *Front Physiol* **10**, 912.
 79. Burke LM (2021) Ketogenic low-CHO, high-fat diet: the future of elite endurance sport? *J Physiol* **599**, 819–843.
 80. Cramer MN, Gagnon D, Laitano O, *et al.* (2022) Human temperature regulation under heat stress in health, disease, and injury. *Physiol Rev* **102**, 1907–1989.
 81. Leyk D, Hoitz J, Becker C, *et al.* (2019) Health risks and interventions in exertional heat stress. *Dtsch Arztebl Int* **116**, 537–544.
 82. Parsons IT, Stacey MJ, Woods DR (2019) Heat adaptation in military personnel: mitigating risk, maximizing performance. *Front Physiol* **10**, 1485.
 83. Ashworth ET, Cotter JD, Kilding AE (2020) Methods for improving thermal tolerance in military personnel prior to deployment. *Mil Med Res* **7**, 58.
 84. Charlot K, Tardo-Dino PE, Buchet JF, *et al.* (2017) Short-term, low-volume training improves heat acclimatization in an operational context. *Front Physiol* **8**, 419.
 85. Morrissey MC, Brewer GJ, Williams WJ, *et al.* (2021) Impact of occupational heat stress on worker productivity and economic cost. *Am J Ind Med* **64**, 981–988.
 86. Zhang F, de Dear R, Hancock P (2019) Effects of moderate thermal environments on cognitive performance: a multidisciplinary review. *Appl Energy* **236**, 760–777.
 87. Foster J, Hodder SG, Lloyd AB, *et al.* (2020) Individual responses to heat stress: implications for hyperthermia and physical work capacity. *Front Physiol* **11**, 541483.
 88. Ioannou LG, Mantzios K, Tsoutsoubi L, *et al.* (2021) Occupational heat stress: multi-country observations and interventions. *Int J Environ Res Public Health* **18**, 6303.
 89. Hellsten Y & Nyberg M (2015) Cardiovascular adaptations to exercise training. *Compr Physiol* **6**, 1–32.
 90. Maughan R & Shirreffs S (2004) Exercise in the heat: challenges and opportunities. *J Sports Sci* **22**, 917–927.
 91. Maughan RJ, Merson SJ, Broad NP, *et al.* (2004) Fluid and electrolyte intake and loss in elite soccer players during training. *Int J Sport Nutr Exercise Metab* **14**, 333–346.
 92. Shirreffs SM, Taylor AF, Leiper JB, Maughan RJ, *et al.* (1996) Post-exercise rehydration in man: effects of volume consumed and drink sodium content. *Med Sci Sports Exerc* **28**(10), 1260–1271.
 93. Marriott BM (1993) *Nutritional needs in hot environments: Applications for military personnel in field operations*. Washington, DC: National Academy Press.
 94. Liu K, Yang J, Yuan H (2021) Recent progress in research on the gut microbiota and highland adaptation on the Qinghai-Tibet Plateau. *J Evol Biol* **34**, 1514–1530.
 95. Bilo G, Caravita S, Torlasco C, *et al.* (2019) Blood pressure at high altitude: physiology and clinical implications. *Kardiol Pol* **77**, 596–603.
 96. Parati G, Agostoni P, Basnyat B, *et al.* (2018) Clinical recommendations for high altitude exposure of individuals with pre-existing cardiovascular conditions: a joint statement by the European Society of Cardiology, the Council on Hypertension of the European Society of Cardiology, the European Society of Hypertension, the International Society of Mountain Medicine, the Italian Society of Hypertension and the Italian Society of Mountain Medicine. *Eur Heart J* **39**, 1546–1554.

97. Dunnwald T, Gatterer H, Faulhaber M, *et al.* (2019) Body composition and body weight changes at different altitude levels: a systematic review and meta-analysis. *Front Physiol* **10**, 430.
98. Perez-Padilla R (2022) Impact of moderate altitude on lung diseases and risk of high altitude illnesses. *Rev Invest Clin* **74**, 232–243.
99. Périard JD, DeGroot D, Jay O (2022) Exertional heat stroke in sport and the military: epidemiology and mitigation. *Exp Physiol* **107**, 1111–1121.
100. Nindl BC, Billing DC, Drain JR, *et al.* (2018) Perspectives on resilience for military readiness and preparedness: report of an international military physiology roundtable. *J Sci Med Sport* **21**, 1116–1124.
101. Khodaei M, Grothe HL, Seyfert JH, *et al.* (2016) Athletes at high altitude. *Sports Health* **8**, 126–132.
102. Peacock AJ (1998) ABC of oxygen: oxygen at high altitude. *BMJ* **317**, 1063–1066.
103. Naeije R (2010) Physiological adaptation of the cardiovascular system to high altitude. *Prog Cardiovasc Dis* **52**, 456–466.
104. Siebenmann C, Robach P, Lundby C (2017) Regulation of blood volume in lowlanders exposed to high altitude. *J Appl Physiol (1985)* **123**, 957–966.
105. Gao H, Xu J, Zhang L, *et al.* (2020) Effects of living high-training low and high on body composition and metabolic risk markers in overweight and obese females. *Biomed Res Int* **2020**, 3279710.
106. Kayser B & Verges S (2013) Hypoxia, energy balance and obesity: from pathophysiological mechanisms to new treatment strategies. *Obes Rev* **14**, 579–592.
107. D'Hulst G & Deldicque L (2017) Human skeletal muscle wasting in hypoxia: a matter of hypoxic dose? *J Appl Physiol* **122**, 406–408.
108. Ocobock CJ (2017) Body fat attenuates muscle mass catabolism among physically active humans in temperate and cold high altitude environments. *Am J Hum Biol* **29**, e23013.
109. Geng X, Qu C, Zhao L, *et al.* (2023) Effects of high-/low-temperature and high-altitude hypoxic environments on gut microbiota of sports people: a retrospective analysis. *Sports Med Health Sci* **5**, 83–90.
110. McKenna ZJ, Gorini Pereira F, Gillum TL, *et al.* (2022) High-altitude exposures and intestinal barrier dysfunction. *Am J Physiol Regul Integr Comp Physiol* **322**, R192–R203.
111. Wang Y, Shi Y, Li W, *et al.* (2022) Gut microbiota imbalance mediates intestinal barrier damage in high-altitude exposed mice. *FEBS J* **289**, 4850–4868.
112. Wan Z, Zhang X, Jia X, *et al.* (2022) *Lactobacillus johnsonii* YH1136 plays a protective role against endogenous pathogenic bacteria induced intestinal dysfunction by reconstructing gut microbiota in mice exposed at high altitude. *Front Immunol* **13**, 1007737.
113. Suzuki TA, Martins FM, Nachman MW (2019) Altitudinal variation of the gut microbiota in wild house mice. *Mol Ecol* **28**, 2378–2390.
114. Mazel F (2019) Living the high life: could gut microbiota matter for adaptation to high altitude? *Mol Ecol* **28**, 2119–2121.
115. Zhao J, Yao Y, Dong M, *et al.* (2023) Diet and high altitude strongly drive convergent adaptation of gut microbiota in wild macaques, humans, and dogs to high altitude environments. *Front Microbiol* **14**, 1067240.
116. Quagliariello A, Di Paola M, De Fanti S, *et al.* (2019) Gut microbiota composition in Himalayan and Andean populations and its relationship with diet, lifestyle and adaptation to the high-altitude environment. *J Anthropol Sci* **96**, 189–208.
117. Cai J, Chen Z, Wu W, *et al.* (2022) High animal protein diet and gut microbiota in human health. *Crit Rev Food Sci Nutr* **62**, 6225–6237.
118. Illiano P, Brambilla R, Parolini C (2020) The mutual interplay of gut microbiota, diet and human disease. *FEBS J* **287**, 833–855.
119. Mansour SR, Moustafa MAA, Saad BM, *et al.* (2021) Impact of diet on human gut microbiome and disease risk. *New Microbes New Infect* **41**, 100845.
120. Moszak M, Szulinska M, Bogdanski P (2020) You are what you eat—the relationship between diet, microbiota, and metabolic disorders—a review. *Nutrients* **12**, 1096.
121. Perler BK, Friedman ES, Wu GD (2023) The role of the gut microbiota in the relationship between diet and human health. *Annu Rev Physiol* **85**, 449–468.
122. Rinninella E, Cintoni M, Raoul P, *et al.* (2019) Food components and dietary habits: keys for a healthy gut microbiota composition. *Nutrients* **11**, 2393.
123. Divella R, Palma D, Tufaro A, *et al.* (2021) Diet, probiotics and physical activity: the right allies for a healthy microbiota. *Anticancer Res* **41**, 2759–2772.
124. Cryan JF, O'Riordan KJ, Cowan CSM, *et al.* (2019) The microbiota-gut-brain axis. *Physiol Rev* **99**, 1877–2013.
125. Li X, Zhang S, Guo G, *et al.* (2022) Gut microbiome in modulating immune checkpoint inhibitors. *EBioMed* **82**, 104163.
126. Lan D, Ji W, Lin B, *et al.* (2017) Correlations between gut microbiota community structures of Tibetans and geography. *Sci Rep* **7**, 16982.
127. Fetissov SO (2017) Role of the gut microbiota in host appetite control: bacterial growth to animal feeding behaviour. *Nat Rev Endocrinol* **13**, 11–25.
128. Karl JP, Armstrong N, McClung H, *et al.* (2019) Consuming a diet of U.S. military food rations alters fecal microbiota composition but does not increase intestinal permeability (FS07-06-19). *Curr Dev Nutr* **3**, nzz040–FS07.
129. Karl JP, Berryman CE, Young AJ, *et al.* (2018) Associations between the gut microbiota and host responses to high altitude. *Am J Physiol Gastrointest Liver Physiol* **315**, G1003–G1015.
130. Li L, Zhao X (2015) Comparative analyses of fecal microbiota in Tibetan and Chinese Han living at low or high altitude by barcoded 454 pyrosequencing. *Sci Rep* **5**, 14682.
131. Cataldi S, Poli L, Sahin FN, *et al.* (2022) The effects of physical activity on the gut microbiota and the gut-brain axis in preclinical and human models: a narrative review. *Nutrients* **14**, 3293.
132. Clauss M, Gerard P, Mosca A, *et al.* (2021) Interplay between exercise and gut microbiome in the context of human health and performance. *Front Nutr* **8**, 637010.
133. Wegierska AE, Charitos IA, Topi S, *et al.* (2022) The connection between physical exercise and gut microbiota: implications for competitive sports athletes. *Sports Med* **52**, 2355–2369.
134. Mach N & Fuster-Botella D (2017) Endurance exercise and gut microbiota: a review. *J Sport Health Sci* **6**, 179–197.
135. Das TK, Pradhan S, Chakrabarti S, *et al.* (2022) Current status of probiotic and related health benefits. *Appl Food Res* **2**, 100185.
136. Gareau MG, Sherman PM, Walker WA (2010) Probiotics and the gut microbiota in intestinal health and disease. *Nat Rev Gastroenterol Hepatol* **7**, 503–514.
137. Sanders ME (2008) Probiotics: definition, sources, selection, and uses. *Clin Infect Dis* **46**, S58–S61.

138. Wang X, Zhang P, Zhang X (2021) Probiotics regulate gut microbiota: an effective method to improve immunity. *Molecules* **26**, 6076.
139. Baron M (2009) A patented strain of *Bacillus coagulans* increased immune response to viral challenge. *Postgrad Med* **121**, 114–118.
140. Honda H, Hoyles L, Gibson GR, *et al.* (2011) Impact of GanedenBC30 (*Bacillus coagulans* GBI-30, 6086) on population dynamics of the human gut microbiota in a continuous culture fermentation system. *Int J Probiotics Prebiotics* **6**, 65–72.
141. Kimmel M, Keller D, Farmer S, *et al.* (2010) A controlled clinical trial to evaluate the effect of GanedenBC (30) on immunological markers. *Methods Find Exp Clin Pharmacol* **32**, 129–132.
142. Lee M-H, Kim M, Kim M, *et al.* (2016) Consumption of dairy yogurt with the polysaccharide rhamnogalacturonan from the peel of the Korean citrus hallabong enhances immune function and attenuates the inflammatory response. *Food Funct* **7**, 2833–2839.
143. Vinolo MA, Rodrigues HG, Nachbar RT, *et al.* (2011) Regulation of inflammation by short chain fatty acids. *Nutrients* **3**, 858–876.
144. Nyangale EP, Farmer S, Cash HA, *et al.* (2015) *Bacillus coagulans* GBI-30, 6086 modulates *Faecalibacterium prausnitzii* in older men and women. *J Nutr* **145**, 1446–1452.
145. Makino S, Hemmi J, Kano H, *et al.* (2018) Anti-fatigue effects of yogurt fermented with *Lactobacillus delbrueckii* subsp. *bulgaricus* OLL1073R-1 in healthy people suffering from summer heat fatigue: a randomized, double-blind, placebo-controlled trial. *Nutrients* **10**, 798.
146. McClung JP, Martini S, Murphy NE, *et al.* (2013) Effects of a 4-day military training exercise on inflammatory biomarkers, serum hepcidin, and iron status. *Nutr J* **12**, 1–4.
147. van Zuiden M, Kavelaars A, Amarouchi K, *et al.* (2012) IL-1 β reactivity and the development of severe fatigue after military deployment: a longitudinal study. *J Neuroinflamm* **9**, 1–10.
148. Lieberman HR, Bathalon GP, Falco CM, *et al.* (2005) Severe decrements in cognition function and mood induced by sleep loss, heat, dehydration, and undernutrition during simulated combat. *Biol Psychiatry* **57**, 422–429.
149. Nindl BC, Leone CD, Tharion WJ, *et al.* (2002) Physical performance responses during 72 h of military operational stress. *Med Sci Sport Exerc* **34**, 1814–1822.
150. Gepner Y, Hoffman JR, Shemesh E, *et al.* (2017) Combined effect of *Bacillus coagulans* GBI-30, 6086 and HMB supplementation on muscle integrity and cytokine response during intense military training. *J Appl Physiol* **123**, 11–18.
151. Hoffman JR, Hoffman MW, Zelicha H, *et al.* (2019) The effect of 2 weeks of inactivated probiotic *Bacillus coagulans* on endocrine, inflammatory, and performance responses during self-defense training in soldiers. *J Strength Cond Res* **33**, 2330–2337.
152. Noorifard M, Ebrahimi E, Dabbagh Moghaddam A, *et al.* (2020) Effects of probiotic supplementation on immune response in soldiers: a randomized, double-blinded, placebo-controlled trial. *Ann Mil Health Sci Res* **18**, e100540.
153. Carins JE, De Diana JM, Kitunen AK (2022) Beyond a question of liking: Examining military foods using the Best-Worst Scaling technique. *Food Qual Prefer* **97**, 104462.
154. Gupta CC, Coates AM, Dorrian J, *et al.* (2019) The factors influencing the eating behaviour of shiftworkers: what, when, where and why. *Ind Health* **57**, 419–453.
155. Mandic I, Ahmed M, Rhind S, *et al.* (2019) The effects of exercise and ambient temperature on dietary intake, appetite sensation, and appetite regulating hormone concentrations. *Nutr Metab (Lond)* **16**, 29.
156. Shorten AL, Wallman KE, Guelfi KJ (2009) Acute effect of environmental temperature during exercise on subsequent energy intake in active men. *Am J Clin Nutr* **90**, 1215–1221.
157. Crabtree DR, Blannin AK (2015) Effects of exercise in the cold on ghrelin, PYY, and food intake in overweight adults. *Med Sci Sports Exerc* **47**, 49–57.
158. Johnsen BA-O, Brattebø GA-O, Phillips TM, *et al.* (2021) Crossing the Antarctica: exploring the effects of appetite-regulating hormones and indicators of nutrition status during a 93-day solo-expedition. *Nutrients* **13**, 1777. doi: 10.3390/nu13061777
159. Malkawi AM, Meertens RM, Kremers SPJ, *et al.* (2018) Dietary, physical activity, and weight management interventions among active-duty military personnel: a systematic review. *Mil Med Res* **5**, 43.
160. Richmond VL, Horner FE, Wilkinson DM, *et al.* (2014) Energy balance and physical demands during an 8-week arduous military training course. *Mil Med* **179**, 421–427.
161. Singh A & Seo H-S (2020) Sample temperatures can modulate both emotional responses to and sensory attributes of tomato soup samples. *Food Qual Preference* **86**, 104005.
162. Morris WL & Taylor MA (2019) Improving flavor to increase consumption. *Am J Potato Res* **96**, 195–200.
163. Kim JW, Samant SS, Seo Y, *et al.* (2015) Variation in saltiness perception of soup with respect to soup serving temperature and consumer dietary habits. *Appetite* **84**, 73–78.
164. McCubbin AJ (2021) Exertional heat stress and sodium balance: leaders, followers, and adaptations. *Auton Neurosci* **235**, 102863.
165. Taladrid D, Laguna L, Bartolomé B, *et al.* (2020) Plant-derived seasonings as sodium salt replacers in food. *Trends Food Sci Technol* **99**, 194–202.
166. Vidal VAS, Santana JB, Paglarini CS, *et al.* (2020) Adding lysine and yeast extract improves sensory properties of low sodium salted meat. *Meat Sci* **159**, 107911.
167. Ando K (2020) Umami and salt reduction. *Hypertens Res* **43**, 569–570.
168. Yim DG, Shin DJ, Jo C, *et al.* (2020) Effect of sodium-alternative curing salts on physicochemical properties during salami manufacture. *Food Sci Anim Resour* **40**, 946–956.
169. Yu J, Lu K, Zi J, *et al.* (2022) Characterization of aroma profiles and aroma-active compounds in high-salt and low-salt shrimp paste by molecular sensory science. *Food Biosci* **45**, 101470.
170. Vinitha K, Sethupathy P, Moses JA, *et al.* (2022) Conventional and emerging approaches for reducing dietary intake of salt. *Food Res Int* **152**, 110933.
171. Pateiro M, Munekata PES, Cittadini A, *et al.* (2021) Metallic-based salt substitutes to reduce sodium content in meat products. *Curr Opin Food Sci* **38**, 21–31.
172. Vidal VAS, Paglarini CS, Lorenzo JM, *et al.* (2023) Salted meat products: nutritional characteristics, processing and strategies for sodium reduction. *Food Rev Int* **39**, 2183–2202.
173. Sun C, Zhou X, Hu Z, *et al.* (2021) Food and salt structure design for salt reducing. *Innov Food Sci Emerg Technol* **67**, 102570.
174. Khramova DS & Popov SV (2022) A secret of salivary secretions: multimodal effect of saliva in sensory perception of food. *Eur J Oral Sci* **130**, e12846.
175. Belc N, Smeu I, Macri A, *et al.* (2019) Reformulating foods to meet current scientific knowledge about salt, sugar and fats. *Trends Food Sci Technol* **84**, 25–28.