


January
1990

The Journal of Laryngology and Otology



Founded in 1887 by Morell Mackenzie & Norris Wolfenden

Edited by JOHN B. BOOTH

Assistant Editors NEIL WEIR, PATRICK BEASLEY, CAROL WENGRAF, RICHARD RAMSDEN,
IOLO GRIFFITH & PETER RHYS EVANS

Advisor in Pathology IMRICH FRIEDMANN

Advisor in Audiology LINDA LUXON

Advisors in Radiology GLYN LLOYD & PETER PHELPS

Advisor in Statistics STEPHEN EVANS

Vol 104
No 1

The Journal of Laryngology and Otology

(Founded in 1887 by MORELL MACKENZIE and NORRIS WOLFENDEN)

Edited by JOHN B. BOOTH

Assistant Editors NEIL WEIR, PATRICK BEASLEY, CAROL WENGRAF, RICHARD RAMSDEN,
IOLO GRIFFITH & PETER RHÏS EVANS

Editorial Assistant CAROLINE BARRETT

INSTRUCTIONS FOR AUTHORS

1. Original articles which have not been published elsewhere are invited and should be sent to the Editor. They are considered for publication on the understanding that they are contributed to this *Journal* solely. Reproduction elsewhere, in whole or in part, is not permitted without the previous written consent of the Author and Editor and the customary acknowledgement must be made. Normally an original main article should not exceed 7500 words.

Longer articles or theses will be considered for publication as *Supplements*, at the expense of the authors or their employing authorities.

2. Manuscripts should be typewritten in **duplicate** on one side only of the paper (A4 297×210 mm) and double spaced, with wide margins.

Begin each component on a new page in the following sequence: title page, abstract, text, acknowledgements, references, tables and legends.

(a) **Abstract**—This should contain not more than 150 words and include a statement of the problem, the method of study, results and conclusions; a 'summary' section should **not** be included in the main manuscript.

(b) **Text**—Suggested outline—(1) introduction, (2) materials and methods, (3) results, (4) discussion, (5) conclusion.

(c) **Tables** are adjuncts to the text and should not repeat material already presented.

(d) **Illustrations**—Two sets of illustrations, one with each copy of the manuscript, must be submitted and all authors should remember that the single column width is 80mm. One set of illustrations should, therefore, not exceed this width and they should ensure that the essential features are illustrated within this dimension.

Coloured illustrations will be charged to authors, unless a special grant is authorized by the Editor.

Written permission from the publisher must be provided to the *Journal* in order to republish material with copyright elsewhere and also from the senior author where necessary.

(e) **Measurements** must be in metric units, with *Système Internationale* (SI) equivalents given in parentheses.

(f) **References**—For *Journal* articles, The Harvard system of recording references should be used, e.g. Green, C. and Brown, D. (1951). The tonsil problem. *Journal of Laryngology and Otology* 65: 33–38. A paper written by more than two authors should be abbreviated in the text, e.g. Green *et al.* (1951), but *all* the authors should be given in the list of references. The titles of all Journals should be given without abbreviation. **References should be listed in alphabetical order**; use of the Vancouver system will **not** be accepted.

For single-author books, the following style should be used: Green, C. (1951). *The tonsil problem*, 2nd edn., vol. 1, Headley Brothers Ltd., Ashford, Kent, 98 pp.

For papers in multi-author books with one or more editors, the reference should be recorded as follows: Brown, D. (1951). In *Diseases of the Ear, Nose and Throat* (White, A., Black, B., eds.), pp. 33–38, Headley Brothers Ltd., Ashford, Kent.

It is most important that authors should verify personally the accuracy of every reference before submitting a paper for publication. The names of authors cited in the References should be given in alphabetical order.

(g) **Meetings**—If the manuscript was presented at a meeting, the place where it was held, and the date on which it was read must be included and should appear at the foot of the title page.

(h) **Financial disclosures**—In the submission letter to the Editor, the authors must list all affiliations with or financial involvement in, organizations or entities with a direct financial interest in the subject matter or material of the research discussed in the manuscript.

(i) **Rejections**—As from January, 1989, all manuscripts which are rejected will no longer be returned to the authors. Those submitting papers should, therefore, ensure that they retain at least one copy and the reference numbers, if any, of the illustrations. The only exception to this will be those manuscripts with colour illustrations which will be returned *automatically* by Surface Mail.

(j) **Facsimile (FAX)**. All authors should send a Facsimile number whenever possible to speed communication; this particularly applies to those outside the United Kingdom. Manuscripts with no visual illustrations (X-rays/pathology) may be sent by facsimile.

3. Page proofs are sent to authors for corrections, which should be kept to a minimum; they must be clearly marked, and no extra matter added. Proofs should be returned within 5 days.

4. Orders for reprints must be sent when returning page proofs, and for this purpose special forms are supplied.

5. Editorial communications may be addressed to **The Editor, Journal of Laryngology and Otology, c/o Headley Brothers Ltd., The Invicta Press, Ashford, Kent TN24 8HH or send by FAX (01-224 1645—please note that from June 1990—London becomes 071-).**

6. **The annual subscription is £70.00 Institutions & Libraries US\$175.00; £65.00 Individuals US\$162.50; £40.00 Registrars, Residents and Interns.** (Those in training should submit a certificate from The Head of the Department giving details of their appointment; those who qualify must supply their *home* address for mailing direct).

7. Single copies of current or back numbers (when available) will be on sale at £10 each (including postage).

8. All subscriptions, advertising and business communications should be sent to the publishers, or subscription agents.

HEADLEY BROTHERS LTD,
THE INVICTA PRESS, ASHFORD, KENT.

© *Journal of Laryngology and Otology Ltd.*, 1990


ISSN 0022-2151

Second class postage paid Rahway, N.J.

Postmaster: Send address corrections to The Journal of Laryngology and Otology, c/o Mercury

Airfreight International Ltd. Inc., 2323 Randolph Avenue, Avenel, N.J. 07001. Frequency of Publication: Monthly.

NEW FILE BINDERS
are now available
for The Journal



Bound in blue and white rexine to
hold one volume. Available, boxed,
from the Publisher price £12
including VAT and postage
HEADLEY BROTHERS LTD, Queens Road
Ashford Kent.

THE LARYNGOSCOPE

A Monthly Journal
devoted to the disease of

EAR, NOSE AND THROAT

*Official organ for the American Laryngological
Rhinological and Otological Society*

Price \$90.00 per year

Canada \$110.00 per year

Foreign \$110.00 per year

Institutional rate: U.S. \$100.00 per year, Foreign \$120.00 per year

ESTABLISHED 1896

GERSHON J. SPECTOR
EDITOR

9216 CLAYTON ROAD, ST LOUIS,
MISSOURI 63124-1561

J.L.O. (1984) LIMITED Company limited by Guarantee Reg No: 1865175 England

In 1984, The Journal ceased to become a Limited Company with shareholders and instead became a registered charity under the Companies Act, limited by guarantee and without having a share capital. A Memorandum of Association was drawn up and the Association acquired the assets of the Journal of Laryngology and Otology Limited. Former shareholders were invited to become members of the Association and all those who undertook to do so, gave a Guarantee that should the association need to be wound up, they would contribute a sum not exceeding £20.

Annual General Meeting. This is normally held each year in early November, and it is to the Members of the Association that invitations are issued. Any individual paying a full subscription who would like to become a member of the Association is asked to write to the Editor, c/o Headley Brothers, confirming that he or she will make such a guarantee of £20 if the occasion were to arise. Applications for membership may be made at any time. It is hoped that more full subscribers will take up this offer and attend the Annual General Meeting so that there can be a more lively exchange of views between them, and the Editorial staff and publishers.

KAMPLEX AC30...

have you heard?

When you listen to the Kamplex AC30 there's one thing we promise you *won't* hear — a noisy attenuator. That's because Kamplex have developed a unique clickless intensity control to meet the demands of rigorous clinical use.

That's just one example of what goes into the AC30. As well as all the features you might expect in a clinical audiometer, you will find a computer interface as standard, user defined programming capabilities, optional monitor and printer and much more — at a price that will delight you.

The combination of user-orientated design with microprocessor technology and over 20 years of experience, has contributed to making the AC30 an unrivalled package of flexibility, reliability and value for money.

*Hear the difference
for yourself.*



For further details contact:

P.C.WERTH LTD

Audiology House, 45 Nightingale Lane, London, SW12 8SP.
Telephone: 01-675 5151. Telex: 8955485. Fax: 01-675 7577

The Journal of tolaryngology

...the official "voice" of

The Canadian Society of Otolaryngology Head and Neck Surgery

is published in February, April, June, August, October and December

Established in 1972, The Journal of Otolaryngology publishes original papers dealing with clinical and research aspects of otolaryngology in its broadest sense, including:

- AUDIOLOGY** **HEAD AND NECK SURGERY**
- BRONCHO-OESOPHAGOLOGY** **MAXILLOFACIAL SURGERY**
- FACIAL PLASTIC AND RECONSTRUCTIVE SURGERY**
- COMMUNICATIVE DISORDERS**

The Journal of Otolaryngology, with thirteen corresponding editors contributing from around the world and half of its circulation outside Canada, is a truly international publication.

The Editor, Derek Birt, M.B., of Toronto, hopes that this international "flavour" will serve as a significant factor in your decision to become a new subscriber to The Journal of Otolaryngology.

Subscription Rates: £45.00 per year

Back Issues available at £4.50 each plus postage

TO: Circulation Manager, The Journal of Otolaryngology
P.O. Box 280, Station A, Islington, Ontario, Canada M9A 4X2

I enclose a cheque for £_____ to cover _____
subscription(s) to The Journal of Otolaryngology.

NAME: _____

ADDRESS: _____

(Please print or type)

PAKISTAN JOURNAL OF
OTOLARYNGOLOGY

ISSN 0257 - 4985

Quarterly

Indexed and abstracted by Excerpta Medica, IMEMR and Embase.

International journal published in English language in the months of January, April, July and October each year. Devoted to promote and publish original scientific contributions from the south of the globe in the field of Oto-rhino-laryngology, head and neck, plastic, maxillofacial, reconstructive surgery and other related medical specialities.

Annual Subscription

UK £ 20

USA \$ 30

Editor

Pakistan Journal of
Otolaryngology
Anklesaria Nursing Home
Garden Road Karachi - 3,
Pakistan.

*For Advertisement
Rates and Space
in this Journal
apply to*

**The
Advertisement
Manager**

**The JOURNAL of
LARYNGOLOGY
and
OTOLOGY**

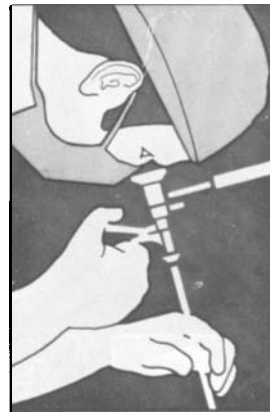
**Headley Brothers Limited
The Invicta Press
Ashford
Kent**

1990

ENDOSCOPIC SINUS SURGERY COURSES

at

**THE JOHNS HOPKINS
MEDICAL
INSTITUTIONS**



David W. Kennedy, M.D., and the Department of Otolaryngology — Head and Neck Surgery are pleased to announce that their tenth and eleventh courses on functional endoscopic sinus surgery will be held January 4-6 and July 12-14, 1990. Space in the hands-on laboratory portion of the course remains limited. These places will be offered first to physicians already on the waiting list.

Fees:

Laboratory Course \$950
Lectures & Videotapes only (2-day course) \$295

For registration and/or further information on a waiting list position, please contact—

Program Coordinator, Office of Continuing Education,
720 Rutland Avenue, Baltimore, MD 21205
Call 301/955-2959

when vertigo puts them in a spin

“The first attack of Ménière’s disease may be monosymptomatic, with sudden, prolonged vertigo without deafness or tinnitus.”¹



serc[®]urity

betahistine

tackles the symptoms by treating the cause

Presentation
White tablets containing 8mg betahistine dihydrochloride. Available in packs of 120 tablets. Basic NHS price £12.88.

Indications
Vertigo, tinnitus and hearing loss associated with Ménière’s syndrome.

Dosage and Administration
Adults: Initially two tablets three times daily, taken preferably with meals.

Maintenance dose: 3-6 tablets daily.
Children: No dosage recommendations are made for children.

Contra-indications, Warnings, etc.

Contra-indications:
Phaeochromocytoma.

Precautions: Clinical intolerance to Serc in bronchial asthma patients has not been shown, but caution should be exercised when administering this histamine analogue to bronchial asthma patients. Interaction between Serc and antihistamines is theoretically possible, but no reports have been received. The usual precautions should be observed when administering Serc to patients in pregnancy.

Side effects: There has been a small number of reports of gastric upset.

Product Licence Number
0512/0076.

Reference:
1. Venna N. *Geriatric Med.* 1986; September, 17-22.

duphar

Further information is available from Duphar Laboratories Limited, Gaters Hill, West End, Southampton SO3 3JD. Tel: (0703) 472281.

The Journal of
Laryngology and Otology

The Journal of Laryngology and Otology

Edited by JOHN B. BOOTH

Assistant Editors NEIL WEIR, PATRICK BEASLEY, CAROL WENGRAF,
RICHARD RAMSDEN, IOLO GRIFFITH & PETER RHÛS EVANS

Advisor in Pathology IMRICH FRIEDMANN

Advisor in Audiology LINDA LUXON

Advisors in Radiology GLYN LLOYD & PETER PHELPS

Advisor in Statistics STEPHEN EVANS

Editorial Assistant CAROLINE BARRETT

*FOUNDED IN 1887 BY MORELL MACKENZIE
& NORRIS WOLFENDEN*

VOLUME ONE HUNDRED & FOUR

Published for the Proprietors by
HEADLEY BROTHERS LTD
Ashford, Kent TN24 8HH

1990

