

INSTRUCTIONS TO AUTHORS

The Lichenologist is an international journal and welcomes papers and short communications from contributors anywhere in the world on any aspect of lichenology.

Manuscripts must be original, clearly and precisely presented in English and submitted in triplicate exclusively to the Senior Editor: Dr P. D. Crittenden, School of Life and Environmental Sciences, University of Nottingham, University Park, Nottingham, NG7 2RD, U.K. A cover sheet should accompany the manuscript including the following information: title and a short running title of not more than 6 words for page headings (not required for Short Communications); name and contact details for the corresponding author (i.e. postal address, telephone and fax numbers, and email address); the total number of pages (text plus references) and numbers of figures and tables. Authors submitting a manuscript do so on the understanding that, if it is accepted, copyright of the paper will be assigned exclusively to the publisher (see Copyright below).

Text. This must be typewritten on A4 (210 × 297 mm) or letter (8.5 × 11 inch) in double spacing with 2.5 cm margins all round. On all points of style concerning text and tables consult recent copies of the journal. Words to be italicized should be either underlined or typed in italics but not both. Complete scientific names (genus, species and authority) must be cited at first mention. Thereafter the generic name may be abbreviated to the initial except at the beginning of a sentence or where the abbreviation might result in confusion with other genera. Authors must return their revised manuscripts with a PC compatible disk. Documents should preferably be in Word 97 or more recent versions. Recent issues should be consulted for layout of new species, new combinations, synonymy and lists of specimens examined. Examples of style are given below. The spelling of locality names in the British Isles and abroad must follow the most recent editions of maps published by the Ordnance Survey and *The Times Atlas of the World*, respectively.

Examples of style employed in

(a) description of new species:

Ramalina jamesii Krog sp. nov.

Thallus saxicola, ascendens vel plus minusve inclinatus . . . etc.

Typus: Portugal, Madeira, Porto Santo, Pico do Facho, 33°05'N, 16°19'W, on acidic rock, 350 m alt., 7 April 1988, H. Krog & E. Timdal 6163 (O—holotypus; BM, UPS—isotypi).

(b) citation of described species or new combinations:

Pyrenopsis furfurea (Nyl.) Th. Fr.

Bot. Notiser 1866: 58 (1866); type: Scotland, Ben Lawers, 1864, Jones (H-NYL 42916—lectotype; BM—isolectotype).

Pyrenopsidium terrigenum (Th. Fr.) Forss., *Nova Acta R. Soc. Scient. Upsal.* ser. 3, 13(6): 81 (1985).—*Pyrenopsis haematopsis* (Sommerf.) *β. terrigena* Th. Fr. in Hellbom, *Öfvers K. Vetens Akad. Forh.* 22(6): 478 (1865); type: Sweden, Lule Lappmark, Skarfi, 1864, Hellbom (UPS—holotype).

(c) citation of specimens examined:

Long lists of citations are discouraged. Data should be reproduced as either maps or lists containing only data essential for locating specimens. Complete lists, with the above format, can be deposited with *The Lichenologist* and other appropriate Institutions, and their location noted in the text.

Selected specimens examined. **British Isles:** Scotland: V.C.96, Easternness: Abernethy Forest, near Forest Lodge, 38/01.16, on *Pinus* lignum, 1975, Coppins [2199] & Rose (BM, E).—**Germany:** Bayern: Allgauer Alpen, 1957, Schoppel & Poelt [Poelt, *Lichenes Alpinum* no. 56] (H).—**Australia:** Tasmania: Weindorfers Forest, 41°38'S, 145°56'E, 920 m, 1988, Kantvilas 68/88 (E); Cox Bight, behind west beach, sea-level, 1985, J. A. Elix 20945 (ANUC). Victoria: Belle Creek, c. 1800 m, 5 vi 1983, M. E. Hale (HO).

Tables. These must be self-explanatory and each presented on separate pages outside the main text. A short title should be provided with any additional information contained in footnotes. Vertical columns should be separated by spacing; vertical lines must be avoided.

Figures. Refer to all drawings, diagrams, graphs and photographs as figures. These should be of the highest quality and suitable for direct reproduction. Each figure should be presented on a separate page. Plan figures to appear within a single column (67 mm) or for reproduction across two columns (139 mm).

Drawings, diagrams and graphs should be submitted in black ink on white card, white paper or tracing film at up to twice the size they will finally appear. Preferred symbols for graphs are ●, ○, ■, □, ▲, △.

Photographs (colour or black and white) should be submitted at the size they will appear. All photographs should be printed on glossy paper; several may be grouped together by mounting on white card with a narrow gap between them.

Subdivisions of figures should be labelled with capital letters, e.g. A, B, C, etc. No letters, arrows, scales, etc. should be done on the original figures; indicate these on mounts or photocopies accompanying each manuscript.

All legends for figures should be provided on a separate page to be included with the text of the paper after the references.

Figures in electronic form are acceptable. Technical details can be found at <http://www.elsevier.nl/locate/disksub/>. All electronic submissions *must* be on disk and accompanied by high-quality hardcopy.

References. Citations in the text should take the form: Green & White (1988) or (Brown 1988a, b, 1989; Smith & Jones 1999). Multiple citations should be ordered chronologically. When papers are by three or more authors, give only the name of the first author followed by *et al.* (e.g. Halonen *et al.* 1998) throughout the text. At the end of the text, list the references alphabetically using the following standard forms:

Culberson, C. F. & Kristinsson, H. (1970a) A standardized method for identification of lichen products. *Journal of Chromatography* **46**: 85–93.

Hale, M. E. (1983) *The Biology of Lichens*. 3rd Edn. London: Arnold.

Hawksworth, D. L. (1976) Lichen chemotaxonomy. In *Lichenology: Progress and Problems* (D. H. Brown, D. L. Hawksworth & R. H. Bailey, eds): 139–184. London: Academic Press.

When citing an Academic Press journal, include the digital object identifier (DOI), if noted, from the article's title page. Please note the following examples:

McCarthy, P. M. (2000) Key to the saxicolous taxa of *Porina*. *Lichenologist* **32**: 1–13. doi:10.1006/lich.1999.0213

Fos, S. & Clerc, P. (2000) The lichen genus *Usnea* on *Quercus robur* in Iberian cork-oak forests. *Lichenologist* **32**: 67–88. doi:10.1006/lich.1999.0242

References should be listed in alphabetic sequence with: single authors, by date; two authors, alphabetically, then by date; three or more authors by date only.

Abbreviations, etc. For guidance on units, symbols, chemical nomenclature and abbreviations consult Instructions to authors for the *The New Phytologist*.

Digital Object Identifier. Academic Press assigns a unique digital object identifier (DOI) to every article it publishes. The DOI appears on the title page of the article. It is assigned after the article has been accepted for publication and persists throughout the lifetime of the article. Due to its persistence, it can be used to query Academic Press for information on the article during the production process, to find the article on the Internet through various Web sites, including IDEAL, and to cite the article in academic references. When citing an article in a reference section, it is important to include the article's DOI in the reference as volume and page information is not always available for articles published online. The References section, above, shows samples of DOI included in references. Further information may be found at <<http://www.academicpress.com/doi/>>.

Copyright. Authors submitting a manuscript do so on the understanding that if it is accepted for publication, copyright in the article, including the right to reproduce the article in all forms and media, shall be assigned exclusively to the British Lichen Society. The Copyright Transfer Agreement, which may be copied from the pages immediately preceding these Instructions for Authors or found on the journal home page listed on the back cover, should be signed by the appropriate person(s) and should accompany the original submission of a manuscript to this journal. The transfer of copyright does not take effect until the manuscript is accepted for publication. Copyright in the paper for the United States of America shall be assigned to the Society. It is the policy of the publisher that authors need not obtain permission in the following cases only: (1) to use their original figures or tables in their future works; (2) to make copies of their papers for use in their classroom teaching; and (3) to include their papers as part of their dissertations.

Offprints. In consideration for the assignment of copyright, the Society will supply 50 offprints of each paper or Short Communication but not of Book Reviews. Further offprints may be ordered at extra cost at the proof stage. Reprints must be ordered directly from Academic Press Ltd when the author returns the proofs of their article.

Page charges are not levied, but if funds to cover printing costs are available quicker publication, or that of unusually long papers, can be facilitated. Authors are responsible for the cost of coloured illustrations.

Books dealing with any aspect of lichenology will be reviewed. Publishers wishing to have works reviewed in *The Lichenologist* should send them to Dr B. J. Coppins, Royal Botanic Gardens, Inverleith Row, Edinburgh, EH3 5LR, in the first instance.

Notice: While the Senior Editor and Editors endeavour to check the accuracy of statements in contributions in as far as they are able, it should be emphasized that views expressed in papers in *The Lichenologist* are those of their authors and do not necessarily represent those of the British Lichen Society, Academic Press Ltd, the Senior Editor, or the Editors.

AUTHORS

If you want to make the best of your artwork
send it in the correct digital format

All articles accepted for publication in Elsevier Science journals are processed using electronic production methods. Authors should therefore ensure that their artwork conforms to the following guidelines:

- **Colour and greyscale images** should be supplied as **TIFF** or **EPS** files (resolution 300 dpi).
- **Line drawings (black & white or colour)** should be supplied as **EPS** files

If you need help to create files in these formats, go to
www.elsevier.com/locate/authorartwork/formats

Please also note:

- We still need a good quality hard copy of each figure in case the electronic file cannot be used. The hard copy and electronic file must match exactly.
- We can use floppy disks, ZIP disks or CD-ROM. Artwork files should be on a separate disk or CD to article text files.
www.elsevier.com/locate/authorartwork/media
- Only standard fonts should be used, for example:
Times, Times New Roman, Helvetica, Arial, Symbol
www.elsevier.com/locate/authorartwork/formats
- Lines should be a minimum width of 0.5 pt.
www.elsevier.com/locate/authorartwork/linewidth
- Only standard colours should be used.
www.elsevier.com/locate/authorartwork/colours
- Lettering should be a consistent size and appropriate to the size of the figure.
www.elsevier.com/locate/authorartwork/sizing
- An image which looks acceptable on a computer may not reproduce well, so it is important to ensure that these guidelines are followed.

*Our Author Artwork website has all the information you need on
how to submit your artwork correctly. Visit it today at:*

www.elsevier.com/locate/authorartwork



ELSEVIER



NORTH
HOLLAND



PERGAMON



find



submit



track



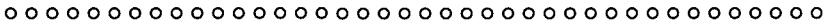
alerts








personalise

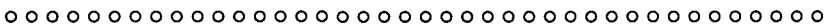
author GATEWAY

from Elsevier Science



The integrated online entry point for all your submission needs

-  Find your journal - search by title, keyword or editor; browse by subject area or title.
-  Submit your paper - access comprehensive instructions about getting published, including online submission where available.
-  Track your paper - track the status of your paper from acceptance to publication (this service was formerly known as OASIS)
-  Set up alerts for your favourite journals - receive tables of contents by email from ContentsDirect.
-  Personalise your homepage - create your own unique homepage with quick links to your papers, journals and email alerts.



<http://authors.elsevier.com>
helping you get published

For more information about the Author Gateway contact Author Support at: authorsupport@elsevier.com

BRITISH LICHEN SOCIETY

OFFICERS 2002

President

A. M. Coppins, 37 High Street, East Linton, Lothian EH3 5LR

Vice President

D. J. Hill, D.Phil., MIEEM, C.Biol., F.I.Biol., School of Biological Sciences,
The University of Bristol, Woodland Road, Bristol BS8 1UG

Secretary

P. A. Wolseley, M.A., c/o Department of Botany, The Natural History Museum,
Cromwell Road, London SW7 5BD

Treasurer

R. M. H. Hodgson, MBBS, FRCA, Gorselands, Axtown Lane, Yelverton, Devon PL20 6BU

Assistant Treasurer

J. M. Gray, Penmore, Perranuthnoe, Penzance, Cornwall TR20 9NF

Regional Treasurer (Americas)

S. R. Clayden, M.Sc., The Herbarium, New Brunswick Museum, 277 Douglas Avenue,
Saint John, New Brunswick E2K 1E5, Canada

Senior Editor (Lichenologist)

P. D. Crittenden, Ph.D., School of Life and Environmental Sciences,
The University of Nottingham, University Park, Nottingham NG7 2RD

Editor (Bulletin)

P. W. Lambley, The Cottage, Elsing Road, Lyng, Norwich, Norfolk NR9 5RR

Conservation Officer

A. Fletcher, Ph.D., F.L.S., The Holly Hayes Environmental Resources Centre,
Leicestershire Museums Service, 216 Birstall Road, Birstall, Leicester LE4 4DG

Mapping Recorder and Archivist

M. R. D. Seaward, D.Sc., F.L.S., F.I.Biol., Department of Environmental Science,
The University, Bradford, West Yorkshire BD7 1DP

Librarian

A. Fletcher, Ph.D., F.L.S. (Acting Librarian, address as Conservation Officer above)

Curator

R. K. Brinklow, B.Sc., Dundee Museums and Art Galleries, Albert Square,
Dundee DD1 1DA

Field Meetings Secretary

I. G. Pedley, 48 Woodlands Drive, Groby, Leicester LE6 0BQ, UK

Members of Council

J. C. Duckworth P. S. Dyer V. J. Giavarini P. W. James S. H. J. J. Louwhoff
N. A. Sanderson J. M. Simkin C. W. Smith

Membership of the British Lichen Society is open to all individuals (not institutions) anywhere in the world interested in any part of lichenology. Subscriptions, due on joining and afterwards on 1 January each year, are: ordinary members, £25; associate members, £18.50; senior associate members, £7.50; junior associate members, £5.00 (US dollar rates are double the sterling rates). Members receive the *Bulletin* of the British Lichen Society and issues of *The Lichenologist* published in the year they join, and afterwards while they remain members of the Society, free of charge. Associate members do not receive *The Lichenologist*. Details of the membership, facilities and activities of the Society and an application form may be found on the British Lichen Society web site at <http://www.theBLS.org.uk> or obtained from the Secretary (address above).

Articles

- FRYDAY, A. M. A revision of the species of the *Rhizocarpon hochstetteri* group occurring in the British Isles 451
- DIEDERICH, P.,
ZHURBENKO, M. and
ETAYO, J. The lichenicolous species of *Odontotrema* (syn. *Lethariicola*) (Ascomycota, Ostropales) 479
- BJERKE, J. W. A new fertile species of *Menegazzia* and notes on two sorediate species from the Neotropics 503
- MOLINA, M. del C.,
CRESPO, A., BLANCO, O.,
HLADUN, N. and
HAWKSWORTH, D. L. Molecular phylogeny and status of *Diploicia* and *Diplotomma*, with observations on *Diploicia subcanescens* and *Diplotomma rivas-martinezii* 509
- COHEN, P. A. Halogenated anthraquinones from the rare southern Illinois lichen *Lasallia papulosa* 521

Short Communications

- HAUCK, M. and
SPRIBILLE, T. The Mn/Ca and Mn/Mg ratios in bark as possible causes for the occurrence of *Lobarion* lichens on conifers in the dripzone of *Populus* in western North America 527
- KYTÖVIITA, M.-M. and
CRITTENDEN, P. D. Seasonal variation in growth rate in *Stereocaulon paschale* 533

The Lichenologist, Vol. 34, Part 5 was published on 20 November 2002

