

His work on the "Zergliederung des Gehörorgans" was translated with loving care by George Stone, of Liverpool, and has been unsurpassed for the minuteness of its directions for the dissection and preparation of the ear by every method, including that by means of corrosion.

The "Lehrbuch der Ohrenheilkunde" has gone through five editions—the last in 1909—and has demonstrated the progressive mentality and maintained activity of this remarkable author. His "Wand-tafel zur Anatomie des Ohres" figure on the wall of every school of otology, as they did on those of his own, absurdly too small, clinic in Vienna. In this, however, room was found for life-sized portraits of Wyld and Toynbee. Those of us who in early days made a thorough study of Politzer's text-book, as translated by Dr. Cassells, of Glasgow, will, like the present writer, always owe a deep debt of gratitude to the author, who, while acknowledging his indebtedness to the inspiring influence of Toynbee, placed before us the science and art of otology as based on a sound pathology tested in the light of vast clinical study and experience.

One of the labours of love of his lifetime was his masterly "Geschichte der Ohrenheilkunde," of which a review appeared in this Journal in 1907. The work is full of antiquarian, classical and historical lore, and should be a cherished treasure to whoever is fortunate enough to possess it.

Politzer was an artist in every way. Paintings, curios, travel were hobbies, and it may be said in all reverence that in all his relations of life the artist showed himself. He strove for efficiency; his speeches and papers in many languages were obviously prepared with care, and not left to the chance of the moment. His care of his health and strength was, in a sense, an art, and his remarkable preservation of mind and body could only have resulted from great original physical strength maintained by the exercise of care, wisdom and courage.

He was the greatest aurist in the world, and most will admit that his place is not as yet filled.

James Dundas-Grant.

NOTES AND QUERIES.

PARIS.

Dr. Bourgeois has been appointed to the post of Oto-Rhino-Laryngologist at the Laennec Hospital, left vacant by the death of Dr. Lombard.

Dr. F. Lemaitre is organising the service of oto-laryngology at the St. Louis Hospital—the fourth service of laryngology in Paris.

Dr. Georges Laurens is conducting classes of practical instruction in Oto-laryngology at the Hôpital Saint-Joseph.

Dr. Wyatt Wingrave sends the enclosed cutting from the *Quarterly Review* (circa 1843):

ACCIDENT TO MR. BRUNEL.

"Mr. Brunel,¹ the celebrated engineer, had several narrow escapes with his life, but the most extraordinary accident which befel him was that which occurred while one day playing with his children, and astonishing them by passing a half-sovereign through his mouth out at his ear. Unfortunately he swallowed the

¹ Sir Isambard Brunel of Great Western Railway and "Great Eastern" fame.

coin, which dropped into his windpipe. The accident occurred on April 3, 1843, and it was followed by frequent fits of coughing, and occasional uneasiness in the right side of the chest; but so slight was the disturbance of breathing that it was for some time doubted whether the coin had really fallen into the windpipe. After the lapse of fifteen days Sir Benjamin Brodie met Mr. Key in consultation, and they concurred in the opinion that most probably the half-sovereign was lodged at the bottom of the right bronchus. The day after, Mr. Brunel placed himself in a prone position on his face upon some chairs, and, bending his head and neck downwards, he distinctly felt the coin drop towards the glottis. A violent cough ensued, and on resuming the erect posture he felt as if the object again moved downwards into the chest. Here was an engineering difficulty, the like of which Mr. Brunel had never before encountered. The mischief was purely mechanical; a foreign body had got into his breathing apparatus, and must be removed, if at all, by some mechanical expedient. Mr. Brunel was, however, equal to the occasion. He had an apparatus constructed, consisting of a platform which moved upon a hinge in the centre. Upon this he had himself strapped, and his body was then inverted in order that the coin might drop downward by its own weight, and so be expelled. At the first experiment the coin again slipped towards the glottis, but it caused such an alarming fit of convulsive coughing and appearance of choking that danger was apprehended, and the experiment was discontinued. Two days after, on the 25th, the operation of tracheotomy was performed by Sir Benjamin Brodie, assisted by Mr. Key, with the intention of extracting the coin by the forceps, if possible. Two attempts to do so were made without success. The introduction of the forceps into the windpipe on the second occasion was attended with so excessive a degree of irritation, that it was felt the experiment could not be continued without imminent danger to life. The incision in the windpipe was, however, kept open, by means of a quill or tube, until May 13, by which time Mr. Brunel's strength had sufficiently recovered to enable the original experiment to be repeated. He was again strapped to his apparatus, his body was inverted, his back was struck gently, and he distinctly felt the coin quit its place on the right side of his chest. The opening in the windpipe allowed him to breathe while the throat was stopped by the coin, and it thus had the effect of preventing the spasmodic action of the glottis. After a few coughs the coin dropped into his mouth. Mr. Brunel used afterwards to say that the moment when he heard the gold piece strike against his upper front teeth was, perhaps, the most exquisite in his whole life. The half-sovereign had been in his windpipe for not less than six weeks."—*Quarterly Review*.

ROYAL SOCIETY OF MEDICINE: OTOLOGICAL SECTION.

The next meeting of this Section will be held on January 21, 1921. Secretaries: Mr. Lionel Colledge and Mr. Norman Patterson.

ROYAL SOCIETY OF MEDICINE: LARYNGOLOGICAL SECTION.

The next meeting of this Section will be held on February 4, 1921. Secretaries: Dr. Irwin Moore and Mr. C. W. Hope.

SOME SPECIALIZATION.

Two Rotarian "Docs." met by chance in the Fifth District "Hostility Hut."

"Good morning, I see you are a doctor."

"Yes, are you?"

"Yes—a specialist."

"So am I—the nose."

"Really?—Which side?"

The Rotarian, August, 1920.

INDEX TO VOLUME XXXV, 1920.

SUBJECTS.

	PAGE
Acoustic nerve tumour; operation (E. P. Poulton, W. M. Mollison)	333
Actinomyces in crypt of tonsils (W. D. Harmer, A. C. Stevenson)	114
Adenoid obstruction revealed by bronchoscopy (Guisez)	59
Adenoids and appendicitis, latent, with latent sphenoidal sinusitis (P. Watson-Williams)	97
Adrenalin for treatment of vertigo (M. Vernet)	314
Air-passages, upper, lupus of; 123 cases (Capt. R. Webber)	7
—— foreign bodies in, <i>see</i> Foreign bodies.	
Antrum, mastoid, and lateral sinus, external location (Prentiss)	253
—— maxillary, infection of; colloidal manganese in (E. Watson Williams)	199
—— ——— large malignant growth; removal (H. Tilley)	21
—— ——— sarcoma of; radium treatment (Irwin Moore)	305
—— ——— <i>see also</i> Sinus, maxillary.	
Aphonia, functional (J. Dundas Grant)	310
Aqueduct of Fallopius and facial paralysis (Dan McKenzie)	135, 169, 201, 244
Arytænoideus, paralysis of (H. J. Banks-Davis)	116
Audiometer, pitch-range, in otology (S. W. Dean, C. C. Bunch)	28
Auditory canal, external, and mastoid region, fibrosis of (L. W. Dean, M. Armstrong)	61
—— meatus, external, Vincent's angina of (A. Cheate)	6
Aural disability from military service, assessment of (A. Ryland)	354
Aviation disabilities connected with the ear (Sydney Scott)	225
Baginsky (H.), obituary notice	351
Brunel's case of foreign body in bronchus, note on	384
Carrel-Dakin solution in mastoid surgery (Mahu, Moure and Sorrel)	255, 256, 287
Cerebro-spinal fever and sphenoidal empyema (D. Embleton)	122
Chloroma simulating mastoid disease (E. C. Lewis)	126
Cholesteatoma and mastoid operation (J. Dundas Grant)	150
Cholesterin crystals, technique of examination for (G. W. Mackenzie)	288
Choanae, congenital occlusion of (Prof. Barraud)	122
Cocaine injection in tracheotomy (Sir StClair Thomson)	30
Colloidal manganese for antral infection (E. Watson-Williams)	199
—— silver injections for labyrinthitis, etc. (P. Watson-Williams)	197
Congrès Français d'Oto-Rhino-Laryngologie, notes on	160, 192
Cords, vocal, diagrammatic records of movements (A. Brown Kelly)	161
—— fixation of; tracheotomy (E. D. D. Davis)	21
Cricoid (post-) region and upper end of œsophagus, carcinoma of (Logan Turner)	34
Dacryocystitis, double (W. D. Harmer)	120
Deafness, acquired, can it lead to congenital deafness? (Macleod Yearsley)	270
—— sporadic congenital (J. K. Love)	263

	PAGE
Dental cyst involving nose (E. D. D. Davis)	87
——— result of removal (E. D. D. Davis)	87
——— cysts of superior maxilla (M. Sourdille)	193
Diathermy in carcinoma of fauces (William Hill and Norman Patterson)	17
Dundas Grant (Sir James), note on	224
Ear complications in influenza (F. T. Hall)	189
——— internal, necrosis of; sequestration of labyrinth; recovery (W. M. Mollison)	148
——— labyrinth of; Ewald's theory on endolymph currents (A. Rejtö)	176
——— middle, suppuration, chronic (? pension) (J. F. O'Malley)	151
——— ——— (G. W. Mackenzie)	287
——— ——— cholesteatoma and mastoiditis with many complications (Milne Dickie)	129
——— polypoid mass in (Lannois)	90
——— relation of, to aviation disabilities (Sydney Scott)	225
——— <i>Sarcophaga carnaria</i> larvæ in (P. Caliceti)	379
——— semicircular canals; method of demonstrating relative position and planes of incidence (J. D. Lithgow)	81
——— tick, spinose (<i>Ornithodoros megnini</i> , Dugès), in South Africa (R. Broom)	362
——— tuberculosis of, in infants (D. Guthrie)	99
——— vestibular nystagmus, quick phasis of (A. Rejtö)	103
Edinburgh Royal Infirmary Reports for year 1918 from Ear and Throat Department	7, 34, 107
Empyema, sphenoidal sinus, in cerebro-spinal meningitis (E. A. Peters)	11
Epilaryngeal region, lateral pharyngotomy for exposure of large growths (W. Trotter)	289
Ethmoiditis, fulminating, with metastasis (Ira Frank)	23
Eustachian tube; significance in otology (D. Guthrie)	346
Ewald's theory, <i>see</i> Ear, labyrinth of.	
Facial paralysis and the aqueduct of Fallopius (Dan McKenzie), 135, 169, 201, 244, 271, 296,	335
——— ——— surgical treatment (G. Fenwick)	155
——— cochlear, and vestibular nerves, shell-shock paralysis (C. A. Torrigiani)	379
Fauces, carcinoma of; peroral excision; diathermy (W. Hill, N. Patterson)	17
——— pillars of; method of suturing (T. Guthrie)	102
Focal sepsis and chronic disease (S. Fern)	349
Foreign bodies in air- and food-passages, 17, 60, 125, 277, 278, 279, 280, 281, 285, 309, 345,	380
——— ——— instruments for removal from lungs (Irwin Moore)	285
——— body, rubber denture, in œsophagus, use of galvano-cautery (Claoué)	60
——— ——— in skull base; bucco-pharyngeal extraction (Jacques)	62
Gerber (Prof. P.), obituary notice	350
Glosso-pharyngeal nerve, herpes zoster of (C. T. Neve)	224
Guaiacol as an anæsthetic (note) (Laurens)	64
Hay-fever and paroxysmal rhinorrhœa; treatment (M. Agar)	312
Helio-electric methods <i>versus</i> tonsillectomy (T. M. Stewart)	154
Hill (W.), and St. Mary's Hospital (note)	32
Hoarseness, parietic, simulating acute tuberculosis (L. Myers)	346
Holmes (Christian), obituary notice	158
Influenza, hæmorrhage in (M. A. Goldstein)	31
Irsay (A. Von), obituary notice	350
JOURNAL OF LARYNGOLOGY, RHINOLOGY AND OTOTOLOGY, future of (Editorial)	353

	PAGE
Labyrinth, membranous, anatomy of (Milne Dickie)	76
Labyrinthitis, meningitis, etc.; colloidal silver injections (P. Watson-Williams)	197
Laryngeal nerve paralysis in tuberculosis (Irwin Moore)	118
Laryngectomy, total; indications; results (Sir C. J. Symonds)	257
Laryngo-fissure for intrinsic cancer of larynx, one year after (Sir StClair Thomson)	15
Laryngoscopy, indirect, digital retraction of epiglottis during (A. Ryland)	82
Larynx, adenomata (glandular tumours) of (Irwin Moore)	65
—— epithelioma of; "window" resection of thyroid cartilage (L. Lack)	54
—— extrinsic cancer of, four years after operation through side of neck (Sir StClair Thomson)	15
—— intrinsic cancer of (Sir StClair Thomson)	378
—— laryngo-fissure, etc., one year after (Sir StClair Thomson)	15
—— large cyst of (H. I. Schousboe)	123
—— leucoplasic papilloma of (E. Jacob)	60
—— papilloma of; radium and X-ray treatment (S. Jones)	113
—— perichondritis of (G. W. Dawson)	19
—— tuberculosis of; prognostic importance (Sir StClair Thomson)	123
—— war injuries and neuroses (W. D. Harmer, H. Smurthwaite)	182, 183
—— see also Pharynx.	
Lupus of upper air-passages; 128 cases (Capt. R. Webber)	7
—— simulated by tertiary syphilis of pharynx (Irwin Moore)	22
—— erythematous, epithelioma in (W. Stuart-Low)	145
Manchester University, note on new library	192
Mastoid disease simulated by chloroma (E. C. Lewis)	126
—— gas bacillus infection of (W. W. Carter)	288
—— operation; brain abscess; further operations; recovery (W. Bowers)	155
—— Carrel-Dakin solution in	255, 256, 287
—— bone-grafting after (Eagleton)	61
—— gas-embolism of lateral sinus (Baraud)	221
—— in acute otitis media, indications for (Dench)	254
—— lateral sinus hæmorrhage (F. T. Hill)	220
—— new dressing for wounds (Daure)	314
—— radical (M. Smith)	312
—— answer to opponents (W. C. Bowers)	347
—— end-results of (Harris)	314
—— for cholesteatoma (Sir J. Dundas Grant)	150
—— modified ? justifiable (Kaufman)	287
—— structure and development; influence on inflammation (Mouret)	91
—— subperiosteal abscess; cure by paracentesis (Salinger)	286
Mastoidectomy, severe hæmorrhage after, in purpura (T. J. Harris)	190
—— toxic delirium (J. A. Robinson)	220
Mastoiditis (Major C. Holmes)	220
—— acute; internal jugular thrombosis; recovery (W. M. Mollison)	149
—— influenzal (Jacques, Daure)	220
—— subacute (Blackwell)	286
—— tuberculous, causing facial paralysis (W. M. Mollison)	146
—— value of X-ray examination (Dixon)	253
—— varieties of (Mouret)	92
Maxilla, superior, dental cysts of	193
Meningitis, cerebro-spinal, sphenoidal sinus empyema in (E. A. Peters)	11
—— lavage in (Bellin, Aloin and Vernet)	25
Meningo-encephalitis as only manifestation of mumps (T. Howard)	127
Mumps, bacteriology of (R. L. Haden)	191
—— meningo-encephalitis in (T. Howard)	127
Naso-pharynx, fibrous polypi of (Texier)	89
Navratil (Prof. von), obituary notice	350

	PAGE
Nose, bacterial flora of, experiments on	153, 154
— collapse, extreme (W. Hill)	17
— dental cyst involving floor (E. D. D. Davis)	87
— papilloma of (G. W. Dawson)	19
— saddle back; repair by paraffin injection (J. Donelan)	20
— septum of, submucous resection (J. A. Cavanaugh)	25
— — teratoid tumours in children (A. Brown Kelly)	15
— — transplantation of cartilage into (J. F. O'Malley)	21
— suppuration causing orbital abscess and exophthalmos (D. T. Vail)	24
— tertiary syphilis; absorption of pre-maxilla (Dan McKenzie)	309
— and ear diseases, limitations of skiagram diagnosis	31
— and throat, hæmolytic streptococci in (M. S. Tongs)	93
Obituary: Dr. Christian Holmes, -158; Prof. von Navratil, 350; A. Onodi, 350; A. von Irsay, 350; Prof. P. Gerber, 350; H. Baginsky, 351; Prof. A. Politzer	381
Œsophageal strictures due to lye burns (G. F. Keiper)	221
Œsophagectasia, extreme (H. Batty Shaw)	349
— see Œsophagus, dilatation of.	
Œsophagus, dilatation without anatomical stenosis (W. Hill)	337
— upper end, and post-ericord region, carcinoma of	34
Oleum sinapis, inhalation of, for inducing cough and expectoration (Sir J. Dundas-Grant)	308
Onodi (A.), obituary notice	350
Orbital abscess, etc., due to intranasal suppuration (D. T. Vail)	24
Osteitis of tip of petrous; lavage in meningitis (Bellin, Aloin and Vernet)	25
Osteomyelitis, acute, of temporal bone; operations; recovery (H. Tilley)	144
Otitic sclerosis, pathological physiology of (A. Raoult)	126
Otitis media, acute; indications for mastoid operation	254
— — mastoiditis; abducens paralysis (O. Stickney)	29
— suppurative; early surgical intervention (C. Caldera)	27
— — chronic; sinus thrombosis, etc.; operation; recovery (H. Tanaka)	27
Oto-laryngological record of Italian Army Corps (S. Pusateri)	379
Otomycosis (A. Cheatle)	33
Ozæna, treatment by nasal functional re-education (R. Foy)	59
— — by zinc chloride (Prof. Lavrand)	345
Palate, tumour of (J. Donelan)	20
Palatoplasty (Castex)	90
Paraffin injection in repair of nose	20
Pharyngeal reflex (A. Croce)	377
Pharyngitis, granular, ? cause of "febricula" (V. Grazzi)	121
Pharynx, oral and laryngeal, carcinoma of; early diagnosis (E. D. D. Davis)	321
— pedunculated carcinoma of (A. Brown Kelly)	13
— tertiary syphilis of, resembling lupus (Irwin Moore)	22
— and larynx, nystagmoid movements in; brain conditions (A. Brown Kelly)	53
Pituitary body, malignant disease of (G. Maxted)	222
— — tests for disease of (C. P. Howard)	380
— tumour (A. W. Ormond, L. V. Cargill)	94, 223
— — sellar decompression for (W. Howarth)	49
Politzer (Prof. A.), obituary notice	381
Radium and X-ray treatment of papilloma of larynx	113

	PAGE
Reviews: Sluder's "Headaches and Eye Disorders of Nasal Origin," 62; Laurens' "Oto-Rhino-Laryngology" (Fox's translation), 63; Sir StClair Thomson's "John Coakley Lettsom, and the Foundation of the Medical Society of London," 94; Tilley's "Diseases of Nose and Throat," 95; Caldera and Balla's "Compendium of Medico-Legal Oto-Rhino-Laryngology," 127; Smith's "Anatomy and Surgery of Nose and Ear," 158; Gillies' "Plastic Surgery of Face," 316; "Medical Annual," 1920, 351; Syme's "Diseases of Nose, Throat and Ear"	352
Royal Society of Medicine, Laryngological Section, 13, 53, 84, 114, 181, 210, 248, 277, 305, 337, 363	
— Summer Congress (notes on)	96, 128, 160
— President's Address	248
— discussion on "War Injuries and Neuroses of Larynx"	182, 210
— Otological Section	144
Scabbard for adenoid instruments (B. Seymour Jones)	159
Sellar decompression for pituitary tumours (W. Howarth)	49
Singer's nodules, incipient (Sir J. Dundas Grant)	307
Sinus, frontal; dangers of radical operations (P. Terrier)	25
— lateral, endophlebitis without thrombosis (D. Clavand)	29
— thrombosis (D. H. Ballou)	348
— and mastoid antrum; external location (Prentiss)	253
— maxillary, carcinoma of (Irwin Moore)	307
— see also Antrum, maxillary.	
— sphenoidal, empyema in cerebro-spinal meningitis (E. A. Peters)	11
— tuberculosis of (J. D. Kernan)	23
— thrombosis, jugular phlebitis, etc. (W. S. Laurie)	381
Sinusitis, frontal; endo-nasal operation (Bourget)	345
— sphenoidal, latent, in children with recurrent adenoids and appendicitis (P. Watson-Williams)	97
— with hypophysitis (T. R. Boggs, M. C. Winternitz)	121
Skiagram limitations in diagnosis of nose and ear disease (J. Guttman)	31
Société Belge d'Otologie, etc., note on Annual Congress	224
Sphenoidal empyema and cerebro-spinal fever (D. Embleton)	122
Status lymphaticus and enlarged thymus gland (R. C. Newton)	127
Submaxillary calculus, large (Dan McKenzie)	85
— gland suppuration (Dan McKenzie)	85
Teratoid tumours of nasal septum in children (A. Brown Kelly)	15
Thymus gland, enlarged, and status lymphaticus	127
Thyro-fissure; control of hæmorrhage (Irwin Moore)	326
Thyroid cartilage, "window" resection of, in epithelioma of larynx (Lambert Lack)	54
Tongue, thyroid tumour at base of (Lambert Lack)	84
Tonsil, sarcoma (?) of (A. Wylie)	308
— lingual, and goitre, glossodynia and focal infections (G. Sluder)	189
— tonsillectomy followed by dislocation of atlas (H. Swanberg)	188
— mechanical and physiological considerations (H. C. Masland)	187
— versus helio-electric methods (T. M. Stewart)	154
— with local anæsthetic in adults (B. Foster)	125, 378
Tonsillitis and pharyngitis after oral sepsis (H. B. Anderson)	124
— with buccal spirochaetes (Trétrap)	59
Tonsils of children clinically non-tuberculous containing bacillus (R. S. Austin)	187
Trachea, tumour of; removal by peroral tracheoscopy (H. Tilley)	1
Tracheoscopy, peroral, for removal of tumour (H. Tilley)	1
Tracheotomy, tranquil, by injecting cocaine into windpipe (Sir StClair Thomson)	30
Trichotillomania with delusions of nasal origin (H. J. Banks-Davis)	118

	PAGE
Vertigo, treatment by adrenalin (M. Vernet)	314
Vincent's angina of external auditory meatus (A. Cheatle)	6
X-ray examination, value of, in mastoiditis	253

AUTHORS.

	PAGE
AGAR (Morley), treatment of hay-fever and paroxysmal rhinorrhœa	312
ANDERSON (H. B.), tonsillitis and pharyngitis after oral sepsis	124
AUSTIN (R. S.), <i>Bacillus tuberculosis</i> in tonsils of children clinically non-tuberculous	187
BALLON (D. H.), lateral sinus thrombosis	348
BANKS-DAVIS (H. J.), paralysis of arytænoideus	116
——— trichotillomania with delusions of nasal origin	118
BARAUD, gas-embolism of lateral sinus after mastoid operation	221
——— (Prof.), congenital occlusion of the choanæ	122
BELLIN, ALOIN and VERNET, osteitis at tip of petrous; lavage in meningitis	25
BLACKWELL, subacute mastoiditis	286
BOGGS (T. R.), and WINTERITZ (M. L.), hypophysitis with sinusitis	121
BOURGET (J.), endonasal operation in frontal sinusitis	345
BOWERS (W.), brain abscess (after mastoid); operations, recovery	155
——— on opponents of radical mastoid operation	347
BRADY (A. J.), abstracts	125, 349, 381
BROOM (R.), spinose ear tick (<i>Ornithodoros megnini</i> , Dugès) in South Africa	362
BROWN-KELLY (A.), three dental plates from œsophagus	309
BRUNETTI (F.), retention of projectile in nose	345
CALDERA (C.), early surgical intervention in otitis	27
——— and DESDERI, experiments on nasal flora	154
——— and SANTI, modifications of nasal flora from plugging	153
CALICETI (P.), larvæ of <i>Sarcophaga carnaria</i> in the ear	379
CARGILL (L. V.), hypopituitarism	223
CARTER (W. W.), gas bacillus infection of mastoid	288
CASTEX, palatoplasty	90
CAVANAUGH (J. A.), submucous resection of nasal septum	25
CHEATLE (A.), otomycosis	33
——— Vincent's angina of external auditory meatus	6
CLAOUÉ, rubber denture in œsophagus; use of galvano-cautery	60
CLAVAND (D.), lateral sinus endophlebitis without thrombosis	29
COLLEDGE and EWART, œsophagotomy for foreign bodies	125
CROCE (A.), researches on pharyngeal pharynx	377
DAVIS (E. D. D.), dental cyst involving nose	87
——— early diagnosis of pharyngeal carcinoma	321
——— fixation of both vocal cords; tracheotomy	21
DAURE, new method of dressing mastoid wounds	314
DAWSON (G. W.), papilloma of nose	19
——— perichondritis of larynx	19
DEAN (L. W.) pitch-range audiometer in otology	28
——— and ARMSTRONG (M.), fibrosis of external auditory canal and mastoid region	61
DENCH, indications for mastoid operation in acute otitis media	254
DICKIE (J. K. Milne), abstracts	27, 93, 121-2, 153-4, 345, 377-9
——— anatomy of membranous labyrinth	76
——— chronic middle-ear suppuration with many complications	129
DIXON, value of X-ray examination in mastoiditis	253

	PAGE
DONELAN (J.), presidential address at Laryngological Section	248
——— repair of nose by paraffin injection	20
——— tumour of palate	20
DUNDAS-GRANT (Sir James), functional aphonia	310
——— incipient singer's nodules	307
——— inhalation of oleum sinapis for inducing cough and expectoration	308
——— obituary notice of Prof. Politzer	381
——— radical mastoid operation for cholesteatoma	150
EAGLETON, bone-grafting after mastoid operation	61
EMBLETON (D.), sphenoidal empyema and cerebro-spinal fever	122
FENWICK (G.), surgical treatment of facial paralysis	155
FOSTER (B.), local anæsthetic for tonsillectomy in adults	125
FOX (H. Clayton), abstracts	59-62, 89-93, 126
FOY (R.), treatment of ozæna by nasal functional re-education	59
FRANK (Ira), fulminating ethmoiditis with metastasis	23
FRASER (J. S.), abstracts, 23-32, 61-2, 127, 155, 189-92, 221, 253-6, 286-8,	312-14, 346, 347-9, 378
FRENCH (J. Gay), foreign bodies in œsophagus	280
GILL (E. G.), enucleation of tonsils with local anæsthesia	378
GOLDSMITH (R.), abstracts	124, 154, 187-91
GOLDSTEIN (M. A.), hæmorrhage in epidemic influenza	31
GRAZZI (V.), can granular pharyngitis be cause of "febricula" ?	121
GUISEZ, adenoid obstruction revealed by bronchoscopy	59
GUTHRIE (D.), abstracts	122, 224, 346
——— aural tuberculosis in infants	99
——— significance of Eustachian tube in otology	346
GUTHRIE (T.), abstracts	123, 127, 380-1
——— method of suturing pillars of fauces	102
GUTTMAN (J.), limitations of skiagram diagnosis in nose and ear diseases	31
HADEN (R. L.), bacteriology of mumps	191
HALL (F. T.), aural complications of influenza	189
HARMER (W. D.), double dacryocystitis	120
——— war injuries and neuroses of larynx	182
——— and STEVENSON (A. C.), actinomyces in crypt of tonsil	114
HARRIS, end-results of radical mastoid operation	314
HARRIS (T. J.), severe hæmorrhage after mastoidectomy in purpura	190
HASTINGS (S.), tooth-plate in œsophagus; division by shears	277
HILL (F. T.), lateral sinus hæmorrhage after mastoid operation	220
HILL (W.), dilatation of œsophagus without anatomical stenosis	337
——— extreme alar collapse	17
——— and PATTERSON (N.), carcinoma of fauces; peroral excision; diathermy	17
HOLMES (Major C.), mastoid cases	220
HOLMGREN (G.), foreign body in œsophagus	380
HOWARD (C. P.), functional diagnosis of polyglandular disease	380
HOWARD (T.), meningo-encephalitis in mumps	127
HOWARTH (W.), sellar decompression for pituitary tumours	49
HUTCHISON (A. J.), abstracts	25, 123
JACOB (E.), papillomatous laryngeal leucoplakia	60
JACQUES, projectile in skull base; bucco-pharyngeal extraction	62
——— and DAURE, influenzal mastoiditis	220
JONES (S.), treatment of papilloma of larynx by radium and X rays	113
KAUFMAN, is a modified radical operation justifiable ?	287
KEIPER (G. F.), œsophageal strictures due to lye burns	221

	PAGE
KELLY (A. Brown-), brain from case of nystagmoid movements in pharynx and larynx	53
——— pedunculated carcinoma of pharynx	13
——— simple diagrammatic records of vocal cord movements	161
——— teratoid tumours of nasal septum	15
KERNAN (J. D.), tuberculosis of sphenoidal sinuses	23
LACK (H. Lambert), epithelioma of larynx removed by "window" resection of thyroid cartilage	54
——— thyroid tumour at base of tongue	84
LANNOIS, polypoid mass in ear	90
LAVRAND (Prof.), treatment of ozæna by zinc chloride	345
LEWIS (E. C.), chloroma simulating mastoid disease.	126
LOVE (J. K.), origin of sporadic congenital deafness	263
LITHGOW (J. D.), method of demonstrating relative position and planes of incidence of the semicircular canals	81
M'ARTHUR (G. A.), statistical tables of Ear and Throat Department, Royal Infirmary, Edinburgh	107
MCKENZIE (Dan), absorption of premaxilla in tertiary syphilis	309
——— abstracts	312
——— large submaxillary calculus	85
——— submaxillary gland suppuration	85
——— the aqueduct of Fallopius and facial paralysis, 135, 169, 201, 244, 271, 296,	335
MACKENZIE (G. W.), pathology of chronic middle-ear suppuration	287
——— technique of examination for cholesterol crystals	288
MAHU (G. W.), application of Carrel method in acute mastoiditis	255
MASLAND (H. C.), tonsillectomy	187
MAXTED (G.), malignant disease of pituitary body	222
MOLLISON (W. M.), acute mastoiditis; internal jugular thrombosis; recovery	149
——— facial paralysis from tuberculous mastoiditis	146
——— necrosis of internal ear; sequestrum of labyrinth; recovery	148
——— <i>see also</i> Poulton (E. P.).	
MOORE (Irwin), adenomata (glandular tumours) of larynx	65
——— carcinoma of maxillary sinus	307
——— foreign bodies in air- and food-passages, recorded at Section of Laryngology since 1908	281
——— in lungs, instruments for removal	285
——— recurrent laryngeal nerve paralysis in tuberculosis	118
——— sarcoma of maxillary antrum; radium treatment	305
——— tertiary syphilis of pharynx resembling lupus	22
——— thyrofi ssure, control of endolaryngeal hæmorrhage	326
MOURET, reflections on mastoiditis	92
——— structure and development of mastoid; influence on inflammation	91
MYERS (L.), parietic hoarseness simulating acute tuberculosis	346
NEVE (C. T.), herpes zoster of glosso-pharyngeal nerve	224
NEWTON (R. C.), enlarged thymus gland and status lymphaticus	127
O'MALLEY (J. F.), transplantation of cartilage into septum	21
ORMOND (A. W.), pituitary tumour	94
PERN (S.), association of chronic disease with focal sepsis	349
PETERS (E. A.), sphenoidal sinus empyema in cerebro-spinal meningitis	11
POULTON (E. P.) and MOLLISON (W. M.), acoustic nerve tumour, operation	333
PRENTISS, external location of lateral sinus and mastoid antrum	253
PUSATERI (S.), otolaryngological record of Italian army corps.	379
RAOULT (A.), pathological physiology of otitic sclerosis	126

	PAGE
REJTÖ (A.), Ewald's theory concerning endolymph currents	176
ROBINSON (J. A.), toxic delirium following mastoidectomy	220
ROSE (F. A.), foreign body (nut-shell) in trachea	17
RYLAND (Archer), abstracts	94, 222-4, 349
— assessment of aural disability from military service	354
— digital retraction of epiglottis during indirect laryngoscopy	82
— large fish-bone in larynx	304
SALINGER, cure of subperiosteal abscess of mastoid by paracentesis	286
SCHOUSBOE (H. I.), large cyst of larynx	123
SCOTT (Sydney), the ear in relation to disabilities in flying	225
SHAW (H. Batty), extreme œsophagectasia	349
SLUDER (G.), lingual tonsil and goitre, glossodynia, and focal infections	189
SMITH (M.), radical mastoid operation	312
SMURTHWAITE (H.), war neuroses	183
SOURDILLE (M.), dental cysts of superior maxilla	193
STEWART (T. M.), tonsillectomy <i>versus</i> halio-electric methods	154
STICKNEY (O.), abducens paralysis in otitis with mastoiditis	29
STUART-LOW (W.), epithelioma in patch of lupus erythematosus	145
SWANBERG (H.), anterior dislocation of atlas after tonsillectomy	188
SYMONDS (Sir C. J.), total laryngectomy; indications; results	257
TANAKA (H.), otitis media; sinus thrombosis, etc.; operation; recovery	27
TERRIER (P.), dangers of radical frontal operations	25
TEXIER, naso-pharyngeal fibrous polypi	89
THOMSON (Sir StClair), abstracts	30
— extrinsic cancer of larynx	15
— intrinsic cancer of larynx	378
— — — — one year after laryngo-fissure, etc.	15
— prognostic importance of tuberculosis of larynx	123
— tranquil tracheotomy by injecting cocaine in windpipe	30
TILLEY (H.), acute osteomyelitis of temporal bone; operations; recovery	144
— large malignant growth of antrum; removal	21
— removal of intra-tracheal tumour by peroral tracheoscopy	1
TOD (Hunter), pin in bronchiole, coughed up later	278
— tooth-plate in œsophagus; œsophagoscopy; removal	279
TONGS (M. S.), hæmolytic streptococci in nose and throat	93
TORRIGIANI (C. A.), shell-burst paralysis of facial and other nerves	379
TRÉTRÔP, tonsillitis with buccal spirochætes	59
TROTTER (W.), lateral pharyngotomy for growth in epilaryngeal region	289
TURNER (Logan), carcinoma of post-cricoid region and upper end of œsophagus	34
VAIL (D. T.), orbital abscess and exophthalmos due to intranasal suppuration	24
VERNET (M.), abstracts	314
— vertigo and its treatment by adrenalin	314
WAGGETT (E. B.), and the Royal Society of Medicine (correspondence)	256
WATSON-WILLIAMS (E.), antral infection and manganese	199
WATSON-WILLIAMS (P.), latent sphenoidal-sinusitis in children with re-current adenoids and appendicitis	97
WEBBER (Capt. R.), lupus of upper air-passages, 128 cases	7
WHALE (H. Lawson), abstracts	29, 220-1, 345
WOAKES (C. E.), tooth-plate in œsophagus; death	277
WYLIE (A.), sarcoma (?) of left tonsil	308
YEARSLEY (Macleod), abstracts	123-6, 220, 378
— can acquired deafness lead to congenital deafness	270

VOL. XXXV.—1920.

THE
JOURNAL OF LARYNGOLOGY,
RHINOLOGY, & OTOTOLOGY:

A RECORD OF CURRENT LITERATURE

RELATING TO

THE THROAT, NOSE, AND EAR.

PUBLISHED MONTHLY.

London:

ADLARD & SON & WEST NEWMAN, LTD.
BARTHOLOMEW CLOSE, E.C.

ENTERED AT STATIONERS' HALL.

THE JOURNAL OF LARYNGOLOGY, RHINOLOGY, AND OTOLOGY.

Founded in 1887 by **MORELL MACKENZIE** and **NORRIS WOLFENDEN**.

EDITORIAL COMMITTEE:

- | | |
|--|--|
| SIR CHAS. A. BALLANCE, K.C.M.G., C.B.,
M.V.O., F.R.C.S. (London). (Pres. Otol.
Sect. R.S.M.) | W. JOBSON HORNE, M.A., M.D., M.R.C.P.
(London). (Pres. Laryng. Sect. R.S.M.) |
| H. S. BIRKETT, C.B., M.D.
Brig.-Gen. C.A.M.C. (Montreal). | J. MACINTYRE, M.B., C.M. (Glasgow). |
| A. BROWN KELLY, D.Sc., M.D. (Glasgow). | SIR W. MILLIGAN, M.D., M.Ch. (Manchester). |
| A. CHEATLE, F.R.C.S.
(Pres. Otol. Sect. Internat. Cong.) | SIR STCLAIR THOMSON, M.D., F.R.C.S. (London).
(Pres. Laryng. Sect. Internat. Cong.) |
| J. S. FRASER, M.B., F.R.C.S.E. (Edinburgh). | HERBERT TILLEY, M.D., F.R.C.S. (London). |
| SIR JAMES DUNDAS GRANT, K.B.E., M.A.,
M.D., F.R.C.S. (London). | LOGAN TURNER, M.D. (Edinburgh). |
| WILLIAM HILL, M.D. (London). | E. B. WAGGETT, D.S.O., M.B. |
| | P. WATSON-WILLIAMS, M.D. (Bristol). |
| | MACLEOD YEARSLEY, F.R.C.S. (London). |

EDITOR:

DAN MCKENZIE, M.D., F.R.C.S.E. (London).

ABSTRACTS EDITOR:

W. D. HARMER, M.C.(Cantab.), M.B., F.R.C.S.(London).

SUB-EDITOR:

ARCHER RYLAND, F.R.C.S.E. (London).

WITH THE CO-OPERATION OF THE STAFF OF ABTRACTORS:


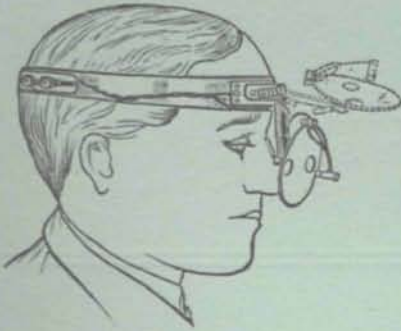
DRS. BRADY (Sydney, N.S.W.), JOHN DARLING (Edinburgh),
J. K. MILNE DICKIE (Edinburgh), DONELAN (London), CLAYTON FOX (London),
PERRY GOLDSMITH (Toronto), THOS. GUTHRIE (Liverpool), A. HUTCHISON (Brighton),
J. D. LITHGOW (Edinburgh), A. MCCALL (Bournemouth),
CHICHELE NOURSE (London), KNOWLES RENSHAW (Manchester),
LINDLEY SEWELL (Manchester), ALEX. R. TWEEDIE (Nottingham),
C. E. WEST (London), G. HAROLD L. WHALE (London),
WRIGHT (Bristol), and WYLIE (London).

AND THE ASSISTANCE OF

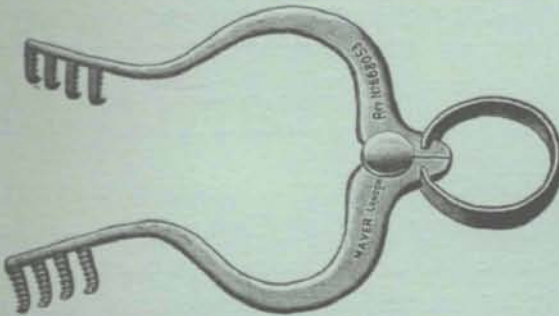
MR. GEORGE BADGEROW (London), DRS. GRAZZI (Florence),
A. BROWN KELLY (Glasgow), E. LAW (London),
IRWIN MOORE (London), HOLGER MYGIND (Copenhagen), D. PATERSON (Cardiff),
URBAN PRITCHARD (London), F. A. ROSE (London), A. SANDFORD (Cork),
SENDZIAK (Warsaw), RAYMOND VEREL (Aberdeen),
E. WAGGETT (London), SIR R. WOODS (Dublin).

A NEW HEAD LAMP.

Devised by GILBERT CHUBB, M.B.,
D.Sc.Lond., F.R.C.S.Eng.



An improved lamp on the Klar principle; fitted with unbreakable mirror of speculum metal; easily adjusted and economical in use. (Vide *Lancet*, March 13th, 1920.)



A MASTOID RETRACTOR


Designed by B. SEYMOUR JONES, F.R.C.S.,
Surgeon, Birmingham Ear and Throat Hospital.

A simple self-retaining spring retractor; easily placed in position and removed and not liable to slip when in use.

A TONGUE HOLDER & DEPRESSOR for Tonsillectomy.

Suggested by JAMES DONELAN, Ch.M., M.B.

When removing the tonsils by dissection this tongue forceps has been found useful. The points are inserted transversely and well back in the dorsum of the tongue, which is depressed so as to give a good view and free the respiratory passages.



Particulars on application to

Mayer & Phelps

CHIRON HOUSE,
59 & 61, New Cavendish St.,
LONDON, W. 1.




Telephone:
MAYFAIR 6520 (2 lines).

Telegrams:
"TREPINE, WESDO, LONDON."

Mayer & Phelps

CHIRON HOUSE,
59-61, New Cavendish St.,
London, W. 1.

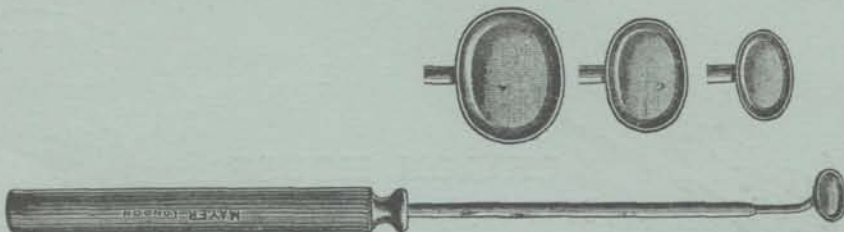


Chiron Examination Lamp (Regd.)

The Chiron Lamp has been approved by many leading Specialists, and we have no hesitation in recommending it as superior to any lamp yet produced. The Burner of the $\frac{1}{2}$ -Watt type, of special design, gives a brilliant illumination of about 200 candle-power.

TONSIL PASTE APPLICATOR.

Devised by IRWIN MOORE, M.B., C.M.Edin., Surgeon to the Throat Hospital, Golden Square.



Vide "The Treatment of Enlarged or Diseased Tonsils in Cases where Surgical Procedures are Contra-indicated" (*Journal of Laryngology*, October, 1919).