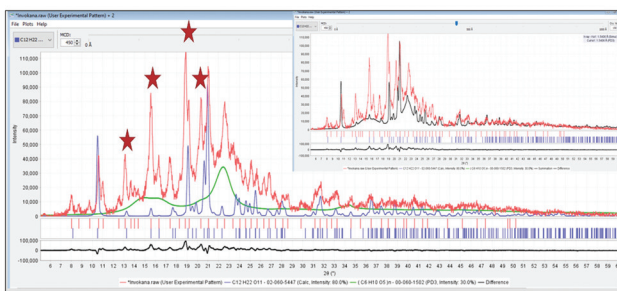
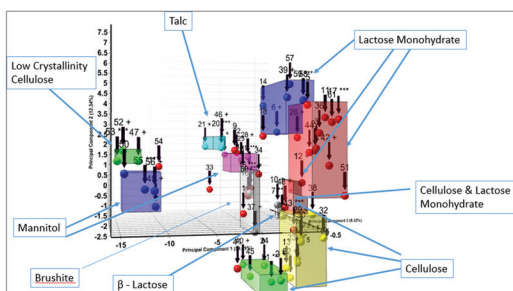



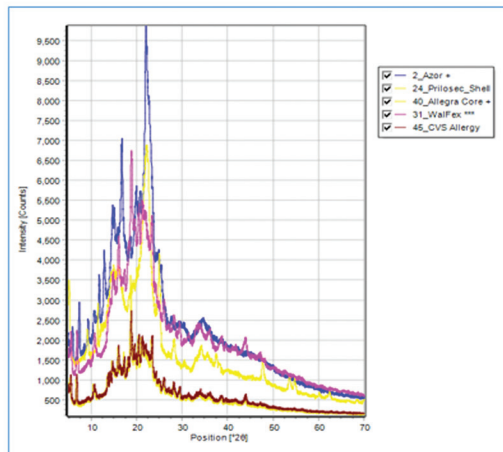
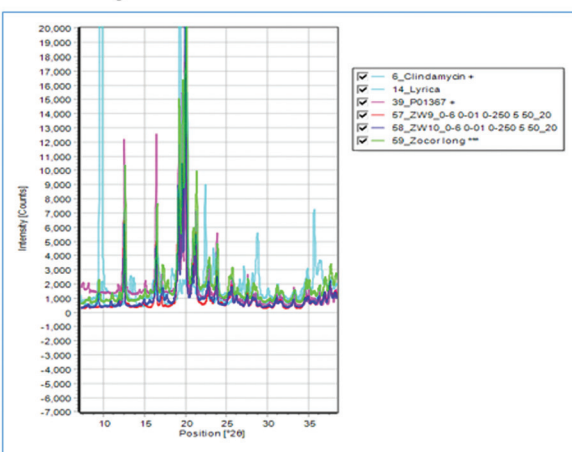
Powder Diffraction PDJ

Journal of Materials Characterization



Cluster 1 – Dark Blue Lactose Monohydrate

Cluster 2 – Green – Cellulose



Better TOGETHER


International Centre for Diffraction Data (ICDD)
and Materials Data (MDI) are now one!

SAVE 15% on our New Bundle
PDF-4+/JADE PRO 2019



Phase Identification & Quantitation Database

PDF-4+ features more data, higher quality, more content, standardized data, and editorial evaluated data reviewed, edited and corrected prior to publication.



Phase Identification & Quantitation Software

JADE Pro is a powerful, all-purpose powder XRD pattern viewer, processing and analysis program with emphasis on quantitation and phase ID.



www.icdd.com | marketing@icdd.com

ICDD, the ICDD logo, and PDF are registered in the U.S. Patent and Trademark Office. Powder Diffraction File, JADE, Materials Data, and the Materials Data-JADE logo are trademarks of the JCPDS-International Centre for Diffraction Data. ©2019 JCPDS-International Centre for Diffraction Data. 06/19

EDITORIAL

- Camden Hubbard Select papers from the Denver X-ray Conference, additions to the Metal Organic Framework special collection, and exceptional Technical, Educational and Review papers are included in this Issue of PDJ 89

TECHNICAL ARTICLES

- K.-A. M. Stirrup,
M. A. Rodriguez, E. N. Coker,
J. J. M. Griego and
T. M. Anderson Monitoring of FES₂ reactions using high-temperature XRD coupled with gas chromatography 90
- M. A. Rodriguez, T. T. Amon,
J. J. M. Griego, H. Brown-
Shaklee and N. Green 3D immersive visualization of micro-computed tomography and XRD texture datasets 97
- Arnold C. Vermeulen,
Christopher M. Kube and
Nicholas Norberg Implementation of the self-consistent Kröner–Eshelby model for the calculation of X-ray elastic constants for any crystal symmetry 103
- F. F. Contreras-Torres IndexCub: a ready-to-use set of routines for X-ray diffraction line profile analysis 110
- Omar Barreda, Gregory
R. Lorzing and Eric D. Bloch Mechanochemical synthesis of two-dimensional metal-organic frameworks 119
- D. Sornadurai, R. M. Sarguna
and V. Sridharan Variation of structural parameters in dimethylammonium manganese formate [(CH₃)₂NH₂]Mn(HCOO)₃ by substitution of transition metals (*M* = Zn, Co and Ni): by powder XRD method 124
- T.G. Fawcett, S. Gates-
Rector, A.M. Gindhart,
M. Rost, S.N. Kabekkodu,
J. R. Blanton and
T. N. Blanton Formulation analyses of high-volume prescription drugs 130
- J. Schreiner, F. Goetz-
Neunhoeffler, J. Neubauer,
S. Volkmann, S. Bergold,
R. Webler and D. Jansen Advanced Rietveld refinement and SEM analysis of tobermorite in chemically diverse autoclaved aerated concrete 143
- S. Ghosh, S. Pramanik and
A. K. Mukherjee Structure analysis of a phenylpyrazole carboxylic acid derivative crystallizing with three molecules in the asymmetric unit (*Z'* = 3) using X-ray powder diffraction 151
- S. Ichikawa, Y. Sakito and
T. Kurisaki Mineral analysis of river sand around Mt. Tsukuba for provenance estimation of Atamadai type pottery (2500–1500 BC) from Hinoki site (Tochigi, Japan) 159

REVIEW ARTICLE

- T. G. Fawcett, S. Gates-
Rector, A. M. Gindhart,
M. Rost, S. N. Kabekkodu,
J. R. Blanton and
T. N. Blanton A practical guide to pharmaceutical analyses using X-ray powder diffraction 164

CRYSTALLOGRAPHY EDUCATION ARTICLE

K. M. Ginell, C. Horn, R. B. Von Dreele and B. H. Toby	Materials for learning use of GSAS-II	184
--	---------------------------------------	-----

NEW DIFFRACTION DATA

Samantha C. Diulus, James A. Kaduk, Amy M. Gindhart and Thomas N. Blanton	Crystal structure of bumetanide, C ₁₇ H ₂₀ N ₂ O ₅ S	189
Ping-Zhan Si, Jung Tae Lim, Jihoon Park and Chul-Jin Choi	X-ray powder diffraction data for Mn ₄ C	196

INTERNATIONAL REPORTS

S. Jennings	2019 ICDD Spring Meeting 11–15 March – ICDD [®] Headquarters	198
C. E. M. Campos, K. F. Ulbrich, M. Leoni, N. Masciocchi, F. Bertolotti and A. Guagliardi	Report on the To.Sca.Lat.-1.0 Summer School, total scattering analysis for nanoscience in Latin America	203
Winnie Wong-Ng	The 2018 Materials Science & Technology Conference & Exhibition (MS&T18)	208

CALENDARS OF MEETINGS, SHORT COURSES AND WORKSHOPS

Gang Wang	Calendar of Forthcoming Meetings	211
Gang Wang	Calendar of Short Courses and Workshops	213

Powder Diffraction

An International Journal of Materials Characterization

Editor-in-Chief

Camden Hubbard
Applied Diffraction Services
110 Crestview Lane
Oak Ridge, Tennessee 37830, U.S.A.
camden.hubbard@me.com

Managing Editor

Nicole M. Ernst Boris
International Centre for Diffraction Data
12 Campus Boulevard
Newtown Square, Pennsylvania 19073-3273, U.S.A.
boris@icdd.com

Editors for New Diffraction Data

Soorya Kabekkodu
International Centre for Diffraction Data
12 Campus Boulevard
Newtown Square, Pennsylvania 19073-3273, U.S.A.
kabekkodu@icdd.com

Stacy Gates-Rector
International Centre for Diffraction Data
12 Campus Boulevard
Newtown Square, Pennsylvania 19073-3273, U.S.A.
gates-rector@icdd.com

Associate Editor for New Diffraction Data

Frank J. Rotella
Argonne National Laboratory (Retired)
Chicago, Illinois, U.S.A.
fjrotella1949@gmail.com

Editors

Xiaolong Chen
Institute of Physics
Chinese Academy of Sciences
No. 8 Nanshanjie, Zhongguancun, Haidian District,
Beijing 100190,
China
xlchen@iphy.ac.cn

José Miguel Delgado
Universidad de Los Andes
Facultad de Ciencias
Departamento de Química
Lab. de Cristalografía
Mérida 5101
Venezuela
miguel@ula.ve

Norberto Masciocchi
Università dell'Insubria
Dipartimento di Scienza e Alta Tecnologia
via Valleggio 11
Como 22100
Italy
norberto.masciocchi@uninsubria.it

Editors for Crystallography Education

James Kaduk
Poly Crystallography Inc.
423 East Chicago Avenue
Naperville, Illinois 60540-5407, U.S.A.
Kaduk@polycrystallography.com

Brian H. Toby
Argonne National Laboratory
Advanced Photon Source
9700 S. Cass Ave., Bldg. 401/B4192,
Argonne, Illinois 60439-4856, U.S.A.
brian.toby@anl.gov

International Reports Editor

Winnie Wong-Ng
Materials Measurement Science Division
National Institute of Standards and Technology
100 Bureau Drive, Mail Stop 8520
Gaithersburg, MD 20899-8520, U.S.A.
winnie.wong-ng@nist.gov

Calendar of Meetings and Workshops Editor

Gang Wang
Institute of Physics
Chinese Academy of Sciences
No. 8 Nanshanjie, Zhongguancun, Haidian District,
Beijing 100190,
China
gangwang@iphy.ac.cn

On the Cover: The Cover Figure shows a cluster analysis (top left) of the dominant excipients present in the XRD analyses of 65 formulated pharmaceutical diffraction patterns. The bottom two figures show stacked plots of the raw data for all the patterns falling into two of the clusters. The top right figure shows the XRD analysis of one of the formulated pharmaceutical diffraction patterns and the results of phase identification of β -lactose (blue), cellulose I β (green) and the API Invokana[®] (red).

Powder Diffraction is a quarterly journal published by the JCPDS-International Centre for Diffraction Data through Cambridge University Press.

Powder Diffraction is a journal of practical technique, publishing articles relating to the widest range of application—from materials analysis to epitaxial growth of thin films and to the latest advances in software. Although practice will be emphasized, theory will not be neglected, especially as its discussion will relate to better understanding of technique.

Submit manuscripts online at <http://mc.manuscriptcentral.com/pdj>. See the instructions on submitting your manuscript linked on that page. The editors will consider all manuscripts received, but assume no responsibility regarding them. There is no publication charge.

Most proofs are handled via email at kriddleberger@cambridge.org. Please include the job number in all correspondence.

For advertising rates and schedules contact M.J. Mrvica Associates, 2 West Taunton Avenue, Berlin, NJ 08009; Phone: 856-768-9360; Fax: 856-753-0064; Email: mjmrvica@mrvica.com

Subscription Prices 2019

	Print & Online	Online
Individual (U.S. & Canada)	\$248	\$175
Individual (outside U.S. & Canada)	£192	£135
Student	N/A	\$38
Institutional or Library	\$496	\$300

Subscription rates to Eastern Hemisphere include air freight service.

Back-Number Prices. 2018 single copies: \$136.

Subscription, renewals, and address changes should be addressed to Subscription Fulfillment, *Powder Diffraction*, Cambridge University Press, One Liberty Plaza, 20th floor New York, NY 10006-1435 (for U.S.A., Canada, and Mexico); or Cambridge University Press, The Edinburgh Building, Shaftesbury Road, Cambridge, CB2 8RU, Cambridge, England (for UK and elsewhere). Allow at least six weeks advance notice. For address changes please send both old and new addresses and, if possible, include a mailing label from the wrapper of a recent issue.

Claims, Single Copy Replacement, Back Volumes, and Reprints: Missing issue requests will be honored only if received within six months of publication date (nine months for Australia and Asia). Single copies of a journal may be ordered and back volumes are available in print or microform. Individual subscribers please contact Subscription Fulfillment, *Powder Diffraction*, One Liberty Plaza, 20th floor New York, NY 10006-1435. Phone: 845-353-7500; Toll free: 800-872-7423; Fax: 845-353-4141. Email: subscriptions_newyork@cambridge.org.

Powder Diffraction (ISSN: 0885-7156) is published quarterly (4X annually) by the JCPDS-International Centre for Diffraction Data through Cambridge University Press, One Liberty Plaza, 20th floor, New York, NY 10006. Periodicals postage rate paid at New York, NY, and at additional mailing offices. POSTMASTER: Send address changes in the USA, Canada, and Mexico to: Powder Diffraction, Cambridge University Press, Journals Fulfillment Department, One Liberty Plaza, 20th floor, New York, NY 10006. Send address changes elsewhere to Powder Diffraction, Cambridge University Press, Journals Fulfillment Department, UPH, Shaftesbury Road, Cambridge CB2 8BS, England.

Permission for Other Use: Permission is granted to quote from the journal with the customary acknowledgment of the source. To reprint a figure, table, or other excerpt requires the consent of one of the authors and notification to Cambridge University Press.

Requests for Permission: No part of this publication may be reproduced in any forms or by any means, electronic, photocopying, or otherwise, without permission in writing from Cambridge University Press. Policies, request forms, and contacts are available at: <http://www.cambridge.org/about-us/rights-permissions/>. Permission to copy (for users in the U.S.A.) is available from Copyright Clearance Center: <http://www.copyright.com>. Email: info@copyright.com.

Document Delivery and Online Availability: Abstracts of journal articles published by Cambridge University Press are available from Cambridge Core (<https://www.cambridge.org/pdj>).

Copyright © 2019 JCPDS- International Centre for Diffraction Data, 12 Campus Blvd., Newtown Square, PA 19073-3273, U.S.A. All rights reserved. www.icdd.com/products/journals.htm

GRANT-IN-AID FUNDS ARE AVAILABLE DO NOT DELAY!

Submission deadline is 31 July 2019

Does your research project involve the preparation and characterization of new materials using powder diffraction techniques?

If the answer is YES, then ICDD's Grant Program is the perfect fit for you!

See if you qualify to submit a proposal to ICDD in two simple steps:

Step 1: Submit a sample XRD dataset in .CIF format

Step 2: Submit a powder diffraction pattern of NIST standard reference material, preferably Al₂O₃, Aluminum Oxide.

Please email sample patterns to:

Denise DeCasale
ICDD Grant-in-Aid Coordinator
Delcasale@icdd.com

ICDD for over *75 years* has been dedicated to collecting, editing, publishing, and distributing powder diffraction data for the identification of crystalline materials. To assist us in this growth, ICDD has called on researchers from around the world to contribute their experimental data. In return, ICDD supports their efforts by funds provided through our Grant-in-Aid Program.

ICDD's approved grantees receive these additional benefits:

- A 50% price reduction on a PDF-4+ or PDF-4/Organics product
- Financial support to aid current research projects
- Publication of pattern(s) in the Powder Diffraction File™ (PDF®) once approved by the Editorial Department
- Access to the list of compounds in the ICDD master database; includes published patterns, as well as patterns in the editorial process
- First-time grantees receive a complimentary one-year subscription to *Powder Diffraction Journal*

