

ANNOUNCING

VANTAGE™

DIGITAL MICROANALYSIS SYSTEM
FOR WINDOWS NT®

The New Vantage Point for Microanalysis.



NOW YOU CAN HAVE THE POWERFUL FEATURES, reliability, and accuracy of a NORAN Instruments' microanalyzer in a **PC-based, fully digital system.**

The new VANTAGE Digital Microanalysis System opens the digital frontier in x-ray microanalysis. VANTAGE combines digital data acquisition, multitasking

analytical software, and Microsoft's® leading edge Windows NT in a **powerful, easy-to-use system.**

Choose a high-speed spectral acquisition system integrated with our PULSTAR™ digital pulse processor, or build in digital imaging capability to suit your applications.

New routes for exploration, the new vantage point for microanalysis.

Explore the View

For details, visit our Web site or contact your NORAN Instruments sales representative.

NORAN
INSTRUMENTS
A ThermoSpectra company

NORAN Instruments Inc., 2551 West Beltline Highway, Middleton, WI 53562-2697, USA. Tel.: 608 831 6511, Fax: 608 836 7224, Internet: micro_info@noran.com, World Wide Web: <http://www.noran.com>
NORAN Instruments B.V., Tel.: 31 35 6998888, Fax: 31 35 6949913
NORAN Instruments GmbH, Tel.: 49 7251 97910, Fax: 49 7251 979111
NORAN Instruments Japan, Tel.: 81 44 246 6190, Fax: 81 44 246 6191
NORAN Instruments Korea, Tel.: 82 342 708 3091, Fax: 82 342 708 3093
NORAN Instruments U.K., Tel.: 44 1908 696290, Fax: 44 1908 696292

You Can Afford This!

PC SEM

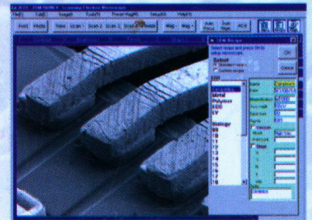
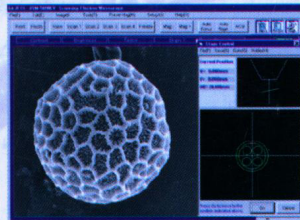
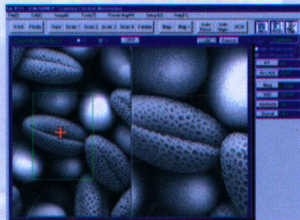
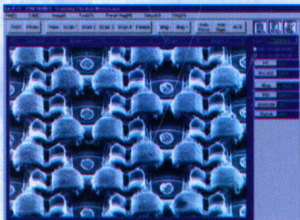


**That's right,
you can get the
quality of a JEOL
SEM now for under
\$80,000!**

**If leasing this means
around \$1,500 per
month.**

JSM-5600 & JSM-5600LV

Multi-Purpose and Low Vacuum Scanning Electron Microscope



All screens are clear and simple allowing easy system management and image optimization.

- ▶ **Based on a Simple PC Interface.**
- ▶ **Intuitive Operation with a Mouse Alone.**
- ▶ **No Nonsense Transition Between Conventional and Low Vacuum Modes.**
- ▶ **Built-in DTP System Allows Quick and Easy Report Generation and Printing.**
- ▶ **A Special High Sensitivity Detector Allows High Image Quality In All Modes.**

The new JSM-5600 and JSM-5600LV Scanning Electron Microscope was designed from the ground up as a PC SEM. This means that it can be controlled completely and efficiently from only the keyboard

and mouse. Keeping in mind the wide variety of preferences for controlling various aspects of an SEM we have also included an optional knobset for multitasking and fine control. You choose.

If you are currently in the market for a high end conventional or low vacuum SEM and need to combine state-of-the-art electronics with the versatility of computer control, we would like to invite you to come to our Applications Facility so that we can prove to you that it really is "As Easy As It Looks".

JEOL USA, Inc., 11 Dearborn Road, Peabody, MA 01960
Tel: 978/535-5900 • Fax: 978/536-2205
Email: eod@jeol.com • WEB: <http://www.jeol.com>

JEOL