

The Journal of Laryngology and Otology

EDITED BY

WALTER HOWARTH

WITH THE ASSISTANCE OF

G. H. BATEMAN R. G. MACBETH V. E. NEGUS
R. SCOTT STEVENSON

Contents

EXFOLIATIVE CYTOLOGY AS AN AID IN THE DIAGNOSIS OF TUMOURS OF THE THROAT, NOSE AND EAR	I. FRIEDMANN
ANATOMICAL AND CLINICAL EVALUATION OF HEAD PAIN ATTRIBUTED TO THE SPHENO-PALATINE GANGLION	ROBERT B. LEWY
CERTAIN OBSERVATIONS ON THE ANATOMY, HISTO-PATHOLOGY AND PHYSIOLOGY OF THE EXTERNAL AUDITORY MEATUS	E. GODFREY COLLINS
CHRONIC EXUDATIVE OTITIS EXTERNA	J. P. STEWART
EXTERNAL OTITIS	R. B. LUMSDEN
BULLOUS OTITIS EXTERNA	J. V. CLARK
CLINICAL RECORDS—	
A LARGE TRILOBED CONGENITAL LARYNGEAL CYST	AHMAD EL-HAKEEM
BILHARZIAL OVA IN ADENOID TISSUE	A. BELAL
SOCIETIES' PROCEEDINGS—	
ROYAL SOCIETY OF MEDICINE—SECTION OF OTOTOLOGY	
ABSTRACTS—	
THE EAR	THE PHARYNX
THE NOSE	
GENERAL NOTES	

London

Headley Brothers

109 Kingsway, W.C.2

Monthly, 7/6 net post free

Annual Subscriptions £3/3/0 net

The Journal of Laryngology and Otology

(Founded in 1887 by MORELL MACKENZIE and NORRIS WOLFENDEN)

EDITED BY

WALTER HOWARTH

WITH THE ASSISTANCE OF

G. H. BATEMAN R. G. MACBETH V. E. NEGUS
R. SCOTT STEVENSON

1. Original Articles are accepted on the condition that they have not been published elsewhere.

2. Manuscripts should be typewritten, on one side only of the paper, and well spaced.

3. Galley proofs and engraver's proofs of illustrations are sent to the author. Corrections, which should be kept to a minimum, must be clearly marked, and no additional matter added.

4. Blocks illustrating articles are normally paid for by the *Journal*. Authors may, however, be required at the Editor's discretion, to contribute towards the cost of these in cases where this is particularly heavy.

5. Orders for reprints should be sent when returning galley proofs, and for this purpose special forms are supplied.

6. Authors of original communications on Oto-Laryngology in other journals are invited to send a copy, or two reprints, to the *Journal of Laryngology*. If they are willing, at the same time, to submit their own abstract (in English, French, Italian, or German) it will be welcomed.

7. Editorial communications may be addressed to THE EDITOR, *Journal of Laryngology*, c/o HEADLEY BROTHERS, 109 Kingsway, London, W.C.2.

8. The annual subscription is three guineas sterling, post free, and is payable in advance.

9. Single copies will be on sale at 7s. 6d. each; copies of parts up to Vol. LXIII may be purchased at 4s. each.

10. All subscriptions, advertising and business communications should be sent to the publishers, HEADLEY BROTHERS, 109 Kingsway, London, W.C.2.


United States of America

Orders for this *Journal* may be sent either through a local bookseller, or to Messrs. G. E. STECHERT & Co., 31-33 East 10th Street, New York, or they may be sent direct to the publishers, HEADLEY BROTHERS, 109 Kingsway, London, W.C.2, England.


Please mention *The Journal of Laryngology* when replying to advertisements

ENDOSCOPIC INSTRUMENTS


as designed for V. E. NEGUS, M.S., F.R.C.S.



Tracheascope



Bronchoscope, with combined distal and proximal lighting. (9 sizes)



Oesophagoscope with detachable Suction Tube and Proximal Lighting. (5 sizes)

MADE BY


THE GENITO. URINARY MFG. CO. LTD.

28a DEVONSHIRE STREET, LONDON, W.1

Telephone:
WELBECK 2835 (3 lines)

Telegrams:
CYSTOSCOPE, WESDO, LONDON

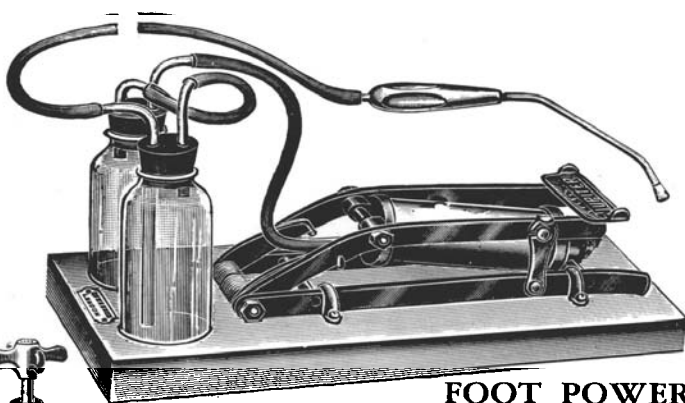
Please mention *The Journal of Laryngology* when replying to advertisements



ELECTRIC

“Stand by” Foot
Model, in case of
electric supply
failure. £3 3s.0d.

(Suction Tube extra)




FOOT POWER

SUCTION APPARATUS

Or
WATER

Particulars on application



DOWN BROS. & MAYER & PHELPS Ltd.

Head Office: 92-94 Borough High Street, London, S.E.1 HOP: 4141

Showrooms: 32-34 New Cavendish Street, London, W.1 WEL: 3764

Please mention *The Journal of Laryngology* when replying to advertisements

PRESCRIBE THE EASY EFFECTIVE METHOD

When spraying, the patient can hold his head in a natural position, yet the solution spreads throughout the nasal cavity, assuring thorough treatment. Effective dropper-application, on the other hand, requires a complicated posture technique which patients are apt to neglect in home treatment.



DeVilbiss ATOMIZERS



These illustrations, which are based on X-ray research, clearly demonstrate the advantages of the atomizer as compared with the dropper
 The AEROGRAPH Co., Ltd., Lower Sydenham, London, S.E.26
 Sole Distributors of DeVilbiss Products in the United Kingdom.
 Telephones: Sydenham 6060—8 Lines.

NOW READY

THE ACOUSTIC METHOD

For the Training of the Deaf and Hard-of-Hearing Child

By MAX A. GOLDSTEIN, M.D., LL.D.

This Volume contains 244 pages; 50 illustrations

Textile Leather (Waterproof) Binding

\$3.00 Postage Prepaid

Twelve chapters, including Evolution of the Acoustic Method — Definition and Principles of the Acoustic Method — The Practice of the Acoustic Method — The Pupil: (1) The Deaf Child; (2) The Hard-of-Hearing Child; (3) The Pre-School Deaf Child — The Teacher — Case Recording — Tests of Hearing — Audiometers — The Audiogram — Hearing Aids — Tactile Training — Anatomy of the Ear.

Published by THE LARYNGOSCOPE PRESS

640 South Kingshighway

St. Louis, Mo.

Please mention *The Journal of Laryngology* when replying to advertisements


S·D·2
CLINIC
AUDIOMETER

This instrument offers many unique and valuable features which allow a most comprehensive range of tests to be made. In addition its metered output ensures a constant result under all conditions of voltage and valve life.

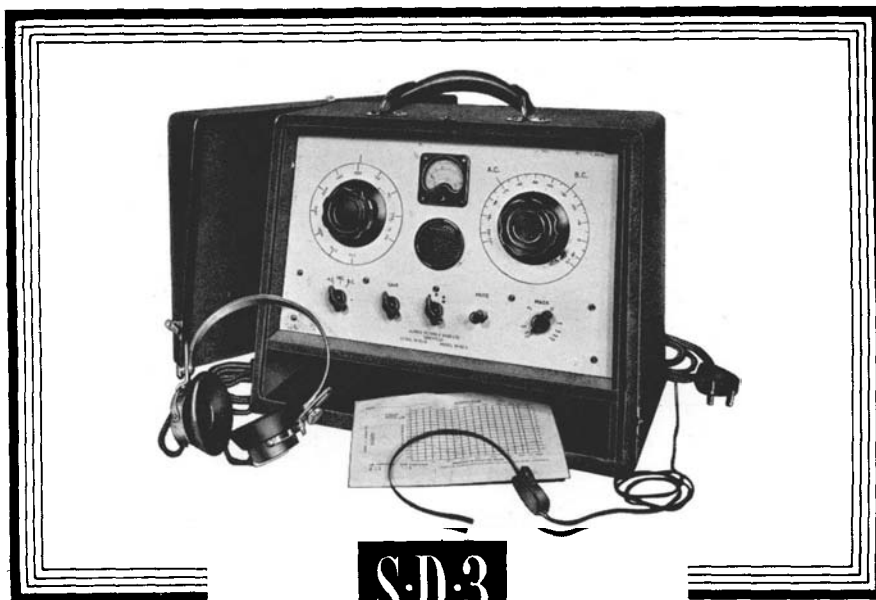
It incorporates a reversible manual interruptor, automatic interruptor, calibrated masking, provision for speech tests with or without gramophone records and Recruitment Tests by the loudness balance method, and Luscher's monaural method.

Write for an illustrated brochure giving full details of this superb instrument.

ALFRED PETERS & SONS LTD
47 VICTORIA ST.

SHEFFIELD 3.

Please mention *The Journal of Laryngology* when replying to advertisements



SD-3

**PORTABLE
AUDIOMETER**

Here is a really Portable Audiometer providing the essentials for audiometry and made to the same high standard as the SD/2.

11 fixed frequencies are provided with single zero reference levels for air and bone conduction, calibrated masking, a built-in crystal microphone and a metered output. Facilities are available for Loudness Balance Recruitment Tests.

Write for an illustrated descriptive brochure.

ALFRED PETERS & SONS LTD

47 VICTORIA ST.



SHEFFIELD 3.

Please mention *The Journal of Laryngology* when replying to advertisements

BINDING

Journal of Laryngology & Otology

Subscribers wishing to have their Journals bound can do so by sending them to the Publishers.

Volumes are strongly bound in whole dark blue buckram cases, with gold lettering on spine. The cost of binding is 25s. per volume, including postage.

Some missing parts can be supplied at 7s. 6d. each, or the whole volume, complete in the above binding, for 88s.

Publishers' cases can be supplied for 10s., including postage.


HEADLEY BROTHERS, 109 KINGSWAY, LONDON, W.C.2

AMPLIVOX

Model 70

PORTABLE AUDIOMETER

Light . . . Simple . . . Exact



FOR RAPID AND ACCURATE HEARING TESTING AND SCREENING

This new audiometer enables accurate pure tone air conduction tests to be effected from 125-8,000 c.p.s. Light yet robust and extremely simple to operate, the Model 70 answers the demand of Otologists, Hospitals, Schools and Industry for an inexpensive but accurate audiometer where complete diagnostic features are not necessary.

Uniform zero reference level enables hearing loss control to be set at desired intensity for screening tests, and individual frequencies to be checked in succession without readjustment. A recent survey showed that 10 year old schoolchildren could be individually screened in this way in an average time of 2½ minutes per child. *Full air conduction tests down to threshold can be performed on the same instrument.*

The Model 70 operates on either A.C. or D.C. mains from 100 to 250 volts and the complete instrument weighs only 14 lbs. Price 80 guineas, weatherproof cover 1 guinea.

AMPLIVOX LTD., 2 BENTINCK STREET, LONDON, W.1. (WELbeck 2591/4)

Please mention *The Journal of Laryngology* when replying to advertisements

AMPLIVOX

Model 61*

AUDIOMETER

* An improved version of the famous Model 60

The Basic Instrument of Modern Otology

More compact than its predecessor the Amplivox Model 61 audiometer occupies minimum desk room and the control panel is at the eye level of the operator when seated. The cabinet has been made extremely robust and fitted with a lock-up drawer to hold accessories and prevent unauthorized use of the instrument.

The technical features of the Model 60 are retained.

- Eleven exact test frequencies 125-12,000 c.p.s.
- Simplified hearing loss dial. The same set of figures is read for both bone and air conduction at all frequencies, and for speech.
- Bone conduction tests can be made from 125-4,000 c.p.s.
- Masking Tone calibrated in decibels, permitting accurate control of masking.
- Double Air receivers enable test tones to be switched instantly from ear to ear
- Speech test circuit monitors speech level, permitting accurate measurement of hearing loss for speech.
- Loudness Balance Control establishes presence of recruitment in monaural deafness.
- Automatic voltage compensator.

Recruitment Test Set accessory establishes presence of recruitment by amplitude modulation, enabling each ear to be tested independently.

Speech Turntable and English-made Harvard Spondee records also available.

*Full details are available from the manufacturers
who will gladly arrange demonstrations if required*

AMPLIVOX LTD., 2 BENTINCK ST., LONDON, W.1 (Welbeck 2591)

Please mention *The Journal of Laryngology* when replying to advertisements

CONTENTS

	PAGE
EXPOLIATIVE CYTOLOGY AS AN AID IN THE DIAGNOSIS OF TUMOURS OF THE THROAT, NOSE AND EAR. I. Friedmann (London)	I
ANATOMICAL AND CLINICAL EVALUATION OF HEAD PAIN ATTRIBUTED TO THE SPHENO-PALATINE GANGLION. Robert B. Lewy (Chicago)	10
CERTAIN OBSERVATIONS ON THE ANATOMY, HISTO-PATHOLOGY AND PHYSIOLOGY OF THE EXTERNAL AUDITORY MEATUS. E. Godfrey Collins (Aberdeen)	14
CHRONIC EXUDATIVE OTITIS EXTERNA. J. P. Stewart (Edinburgh)	24
EXTERNAL OTITIS. R. B. Lumsden (Edinburgh)	33
BULLOUS OTITIS EXTERNA. J. V. Clark	38
CLINICAL RECORDS—	
A Large Trilobed Congenital Laryngeal Cyst. Ahmad El-Hakeem (Cairo)	41
Bilharzial Ova in Adenoid Tissue. A. Belal (Alexandria)	44
SOCIETIES' PROCEEDINGS—	
Royal Society of Medicine—Section of Otology	46
ABSTRACTS—	
Ear	50
Cochlear Signs of Streptomycin Intoxication. J. E. Hawkins, Jr., and N. J. Rahway; The Maginot Line of Otology: Dependence on Antibiotics in Suppurative Middle-Ear Disease. Francis L. Lederer.	
Nose	51
Antrochoanal Polyp. Walter E. Heck, Olav E. Hallberg and Henry L. Williams; Influence of Nasal Respiration on the Development of the Sinuses. A. Withalm.	
Pharynx	51
Disturbances of Taste following Tonsillectomy. T. Dehnen.	
GENERAL NOTES	52

For Advertisement space in this Journal apply to :
HEADLEY BROTHERS, 109 Kingsway, London, W.C.2

Please mention *The Journal of Laryngology* when replying to advertisements