

IS THERE EVIDENCE FOR DISK-HALO CONNECTIONS IN M31 ?

ELLY M. BERKHUIJSEN, GÖTZ GOLLA, RAINER BECK
*Max-Planck-Institut für Radioastronomie
Auf dem Hügel 69
D-5300 Bonn 1
Federal Republic of Germany*

ABSTRACT. There is some evidence for disk-halo connections in M31, i.e.: (1) The central area seems inclined w.r.t. the main disk. (2) In several regions in the southern half the magnetic field has a significant component perpendicular to the disk. However, (3) any general emission from a thick disk at $\lambda 75$ cm is $\sim 100x$ weaker than that from our Galaxy. The uniform disk field seems to inhibit cosmic-ray diffusion perpendicular to the plane, and/or the field at high z is exceptionally weak.

1. CENTRAL AREA

Beck et al. (1989) showed that the projected uniform magnetic field (B_1) runs along the H α -arm at about 2' (400 pc) south and east of the nucleus (Ciardullo et al., 1988). If this arm is seen from an angle of $\sim 20^\circ$ it would be $\sim 55^\circ$ inclined to the main disk of M31. North of the nucleus many thin H α filaments are seen, typically 0.5 kpc long. These filaments possibly stick out of the main disk with inclinations of $\sim 30^\circ$. If the magnetic field runs along the filaments, the complicated structure in the radio beam could account for the non-detection of polarized emission at $\lambda 20$ cm in this area.

2. DISK

In Fig. 1 the magnetic field structure within 30' from the minor axis (Berkhuijsen et al., 1987) is shown superimposed onto the distribution of integrated HI of Brinks and Shane (1984). The field is generally aligned with the spiral arms, but some deviations are noticeable.

Near the edge of the map in the southwestern quadrant part of the field lines is orientated along an HI bridge connecting the brightest inner arm with an outer arm. This quadrant was also observed at $\lambda 20$ cm with the VLA; the field structure at a resolution of 3' derived from a comparison with the $\lambda 6.3$ cm data taken at Effelsberg (Berkhuijsen et al., 1987) is in good agreement with that shown in Fig. 1. Beck et al. (1989)

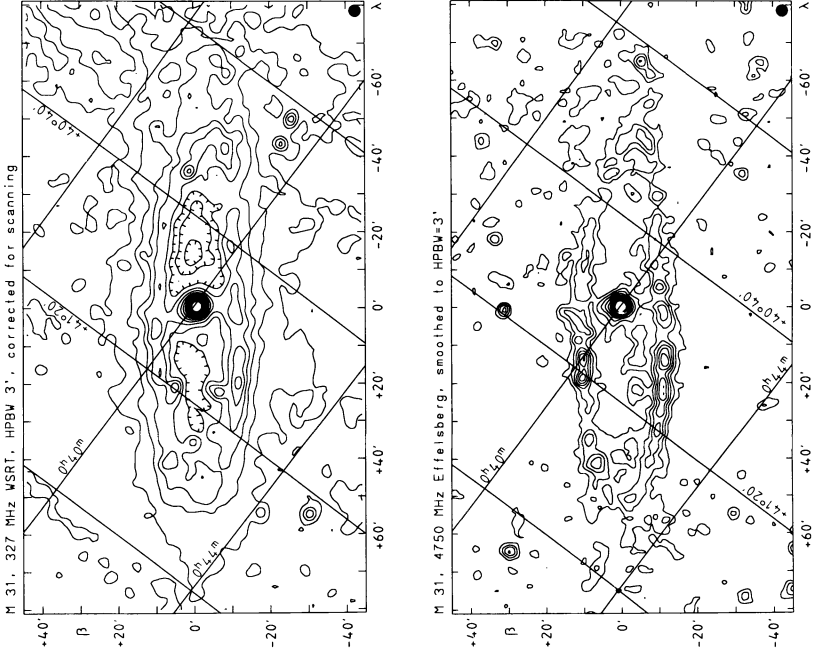


Figure 2. Radio continuum map of M31 (HPBW = 3') at: (a) $\lambda 92$ cm, contour levels 5 ($= 1.4\sigma$), 20, ..., 215 mJy/beam, hatched contours enclose minima; (b) $\lambda 6.3$ cm, contour levels 2.5 ($= 2.2\sigma$), 4.5, ..., 22.5 mJy/beam.

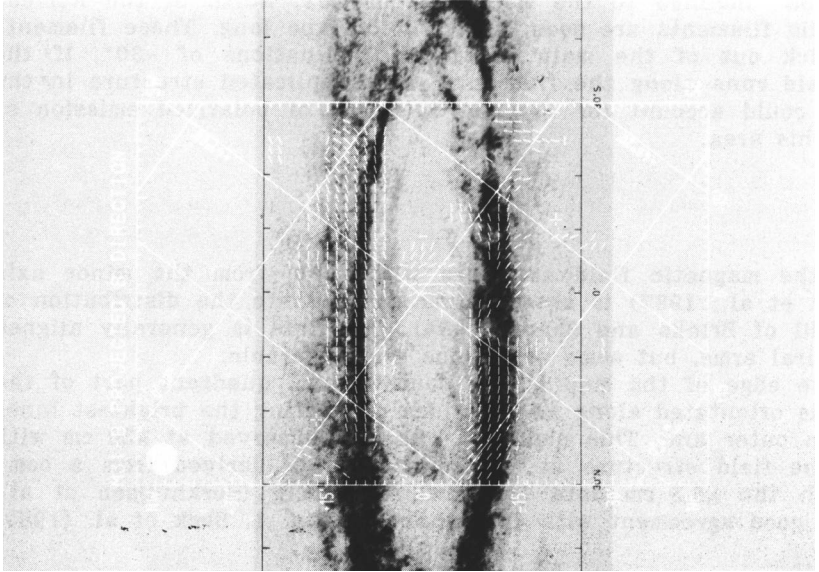


Figure 1. Distribution of B₁ superimposed onto the integrated HI distribution.

could explain the distributions of B_{\perp} and of the rotation measures (RM) by a magnetic loop coming out of the plane, a structure reminiscent of a Parker-Jeans instability.

Field lines strongly deviating from the arms are also seen in the southeastern quadrant of Fig. 1. Interestingly, spurs perpendicular to the arms in the distributions of cool dust (Walterbos and Schwing, 1987) and blue light (Walterbos and Kennicutt, 1987) have been detected, which are coincident with the magnetic field deviations near $(\lambda, \beta) = (-9', -20')$ and $(-27', -15')$. The authors note, however, that these spurs could be foreground structures in the Milky Way. Another remarkable fact is the large 'hole' on the spiral arms between $\lambda = -15'$ and $-35'$ in the $^{12}\text{CO}(1-0)$ distribution of Dame et al. (1991). In this area the number of massive molecular clouds may be too small to keep the magnetic field in the disk (Beck et al., 1991; Beck, 1991).

3. THICK DISK AND EXTENDED HALO

Recently, Golla and Walterbos (in prep.) completed a map at $\lambda 92$ cm of M31 with the Westerbork interferometer. After subtraction of unrelated point sources this map was smoothed to a resolution of $3'$ for comparison with the Effelsberg map at $\lambda 6.3$ cm (Fig. 2a and 2b). Both maps show extended minima on either side of the nucleus. Although these minima contain dust and stars they emit very little nonthermal emission. An upper limit to the thick-disk emission was estimated by taking a $10'$ wide cut through the southern minimum perpendicular to the major axis (Fig. 3). At $\lambda 92$ cm the emission from the minimum is < 10 mJy/b ($= 5$ K),

whereas that at $\lambda 6.3$ cm is < 0.5 mJy/b ($= 1.1$ mK $= 1\sigma$). Hence, the flux density spectrum has a slope steeper than 1.1. These values are consistent with the estimate of < 2 K at 408 MHz at $\lambda = -15'$ with a 4.5 beam by Gräve et al. (1981). This upper limit for the emission from a thick disk in M31 is $\sim 100\times$ less than the emission from the thick disk of our Galaxy (Beuermann et al., 1985, Fig. 9) and $> 200\times$ less than that of NGC 891 (Hummel et al., 1990) at 408 MHz.

Weak evidence for an extended halo of < 4.2 K at 408 MHz and a diameter of 2.4 ± 0.1 has been given by Gräve et al. (1981). Such a halo would not be detectable in our maps.

The distribution of the emission at $\lambda 92$ cm is much broader than that at $\lambda 6.3$ cm (Figs. 2

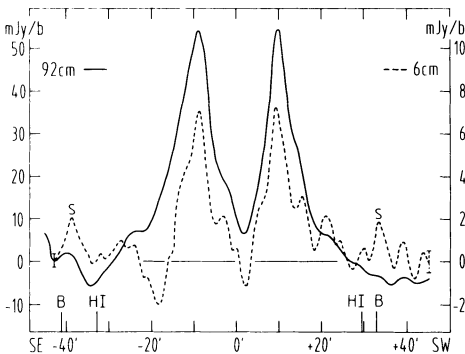


Figure 3. Cuts through the southern minimum perpendicular to the major axis averaged between $\lambda = -8'$ to $-17'$. At $\lambda 92$ cm the emission at $\lambda > 20'$ is influenced by a ripple in the background. At $\lambda 6.3$ cm s = unsubtracted point source.

and 3) suggesting that the high-energy electrons have suffered diffusion losses. This is supported by the spectral distribution along the cuts in Fig. 3 with typical values of $\alpha = 0.73$ on the emission peaks steepening to $\alpha = 1.0$ to 1.1 on the relative minima in the emission ring at $\lambda 6.3$ cm. If the nonthermal spectral index $\alpha_{nth} = 1.0$ the fraction of nonthermal emission at $\lambda 92$ cm is $> 90\%$ and at $\lambda 6.3$ cm $> 40\%$. Assuming that the distribution at $\lambda 6.3$ cm reflects the distribution of the sources of relativistic electrons the observed differences in width may be used to estimate the diffusion length of the electrons. The beam-corrected half-widths in Fig. 3 are 9.5 and 6.1 in the SE and 6.9 and 4.0 in the SW at $\lambda 92$ cm and $\lambda 6.3$ cm, respectively. If the diffusion were entirely in the plane of M31 (distance = 690 kpc, inclination of ring = 74°) the full half-width is 2.1 to 2.5 kpc larger at $\lambda 92$ cm than at $\lambda 6.3$ cm, yielding diffusion lengths of ~ 1 kpc. Similarly, if the diffusion were entirely perpendicular to the plane the diffusion length is ~ 0.3 kpc. In this case the full thickness of the nonthermal emission in z at half intensity is 2 kpc in the SE and 1.4 kpc in the SW.

The exceptionally weak emission at high z of M31 may be a consequence of the high uniformity of the magnetic field parallel to the spiral arms, which hampers cosmic-ray diffusion perpendicular to the arms, and/or of a weak magnetic field in the thick disk (Beck, 1991).

REFERENCES

- Beck, R. (1991) this volume
- Beck, R., Loiseau, N., Hummel, E., Berkhuijsen, E.M., Gräve, R., Wielebinski, R. (1989) *Astron. Astrophys.* **222**, 58
- Beck, R., Berkhuijsen, E.M., Bajaja, E. (1991) in *Dynamics of Galaxies and Molecular Cloud Distribution*, IAU Symp. 146, eds. F. Combes and F. Casoli, Kluwer, Dordrecht
- Berkhuijsen, E.M., Beck, R., Gräve, R. (1987) in *Interstellar Magnetic Fields*, eds. R. Beck and R. Gräve, Springer, Heidelberg, p. 38
- Berkhuijsen, E.M., Wielebinski, R., Beck, R. (1983) *Astron. Astrophys.* **117**, 141
- Beuermann, K., Kanbach, G., Berkhuijsen, E.M. (1985) *Astron. Astrophys.* **153**, 17
- Brinks, E., Shane, W.W. (1984) *Astron. Astrophys. Suppl.* **55**, 179
- Ciardullo, R., Rubin, V.C., Jacoby, G.H., Ford, H.C., Ford, W.K. (1988) *Astron. J.* **95**, 438
- Dame, T.M., Thaddeus, P., Koper, E. (1991) in *Dynamics of Galaxies and Molecular Cloud Distribution*, IAU Symp. 146, eds. F. Combes and F. Casoli, Kluwer, Dordrecht
- Gräve, R., Emerson, D.T., Wielebinski, R. (1981) *Astron. Astrophys.* **98**, 260
- Hummel, E., Dahlem, M., van der Hulst, J.M., Sukumar, S. (1990) *Astron. Astrophys.* (in press)
- Walterbos, R.A.M., Kennicutt, R.C. Jr. (1987) *Astron. Astrophys. Suppl.* **69**, 311
- Walterbos, R.A.M., Schwering, P.B.W. (1987) *Astron. Astrophys.* **180**, 27