

## Glyphosate-Resistant Palmer Amaranth (*Amaranthus palmeri*) in Nebraska: Confirmation, EPSPS Gene Amplification, and Response to POST Corn and Soybean Herbicides

Parminder S. Chahal, Vijay K. Varanasi, Mithila Jugulam, and Amit J. Jhala\*

Palmer amaranth is the most problematic weed in agronomic crop production fields in the United States. A Palmer amaranth biotype was not controlled with sequential applications of glyphosate in glyphosate-resistant (GR) soybean production field in south-central Nebraska. The seeds of the putative GR Palmer amaranth biotype were collected in the fall of 2015. The objectives of this study were to (1) confirm GR Palmer amaranth and determine the level of resistance in a whole-plant dose-response bioassay, (2) determine the copy number of 5-enolpyruvylshikimate-3-phosphate (EPSPS) gene, the molecular target of glyphosate, and (3) evaluate the response of GR Palmer amaranth biotype to POST corn and soybean herbicides with different modes-of-action. Based on the effective dose required to control 90% of plants ( $ED_{90}$ ), the putative GR Palmer amaranth biotype was 37- to 40-fold resistant to glyphosate depending on the glyphosate-susceptible (GS) used as a baseline population. *EPSPS* gene amplification was present in the GR Palmer amaranth biotype with up to 32 to 105 EPSPS copies compared to the known GS biotypes. Response of GR Palmer amaranth to POST corn and soybean herbicides suggest reduced sensitivity to atrazine, hydroxyphenylpyruvate dioxygenase (HPPD)- (mesotrione, tembotrione, and topramezone), acetolactate synthase (ALS)- (halosulfuron-methyl), and protoporphyrinogen oxidase (PPO)- (carfentrazone and lactofen) inhibitors. GR Palmer amaranth was effectively controlled (>90%) with glufosinate applied at 593 g ai ha<sup>-1</sup> with ≥95% reduction in biomass. More research is needed to determine whether this biotype exhibits multiple resistant to other group of herbicides and evaluate herbicide programs for effective management in corn and soybean.

**Nomenclature:** 2,4-D; acetochlor; acifluorfen; atrazine; bentazon; bromoxynil; carfentrazone; chlorimuron; dicamba; fluthiacet; fomesafen; glufosinate; glyphosate; halosulfuron; imazamox; imazethapyr; lactofen; mesotrione; S-metolachlor; tembotrione; thiencazuron; thifensulfuron; topramezone; Palmer amaranth, *Amaranthus palmeri* S. Wats.; corn, *Zea mays* L.; soybean, *Glycine max* (L.) Merr.

**Key words:** *EPSPS* gene copy number, glyphosate-susceptible, herbicide efficacy, resistance confirmation, resistance management.

*Amaranthus palmeri* es la malezas más problemática en campos de producción de cultivos agronómicos en los Estados Unidos. Un biotipo de *A. palmeri* no fue controlado con aplicaciones secuenciales de glyphosate en un campo de producción de soja resistente a glyphosate (GR) en el sur central de Nebraska. Las semillas del biotipo putativo GR de *A. palmeri* fueron colectadas en el otoño de 2015. Los objetivos de este estudio fueron (1) confirmar que *A. palmeri* es GR y determinar el nivel de resistencia en un bioensayo de respuesta a dosis con plantas completas, (2) determinar el número de copias del gen 5-enolpyruvylshikimate-3-phosphate synthase (EPSPS), el objetivo molecular de glyphosate, y (3) evaluar la respuesta del biotipo GR de *A. palmeri* a herbicidas POST para maíz y soja con diferentes modos de acción. Con base en la dosis efectiva requerida para controlar 90% de las plantas ( $ED_{90}$ ), el biotipo putativo GR de *A. palmeri* fue 37 a 40 veces más resistente a glyphosate dependiendo de la población susceptible a glyphosate (GS) base utilizada. La amplificación del gen *EPSPS* estuvo presente en el biotipo GR de *A. palmeri* con 32 y hasta 105 copias más de EPSPS comparado con biotipos GS conocidos. La respuesta de *A. palmeri* GR a herbicidas POST para maíz y soja sugiere una sensibilidad reducida a atrazine, y a inhibidores de hydroxy phenylpyruvate dioxygenase (HPPD) (mesotrione, tembotrione, y topramezone), de acetolactate synthase (ALS) (halosulfuron-methyl), y de protoporphyrinogen oxidase (PPO) (carfentrazone y lactofen). *A. palmeri* GR fue efectivamente controlado (>90%) con glufosinate aplicado a 593 g ai ha<sup>-1</sup> con ≥95% de reducción en la biomasa. Se necesita más investigación para determinar si este biotipo exhibe resistencia múltiple a herbicidas de otros grupos y para evaluar programas de herbicidas para su manejo efectivo en maíz y soja.

DOI: 10.1614/WT-D-16-00109.1

\*First and fourth authors: Graduate Research Assistant and Assistant Professor (ORCID: 0000-0001-8599-4996), Department of Agronomy and Horticulture, University of Nebraska, Lincoln, NE 68583-0915; Second and third authors: Research Associate and Associate Professor, Department of Agronomy, Kansas State University, Manhattan, KS 66506. Corresponding author's E-mail: Amit.Jhala@unl.edu

Palmer amaranth is a summer annual broadleaf weed belonging to the family *Amaranthaceae* (Sauer 1957; Steckel 2007). Though it is native to the southwestern United States, human activities in the 20th century—including seed and equipment transportation and agriculture expansion—have led Palmer amaranth to spread to the northern United States (Culpepper et al. 2010). Palmer amaranth is a dioecious species, with pollination occurring by wind (Franssen et al. 2001). It is a prolific seed producer even under competition with agronomic crops (Burke et al. 2007; Massinga et al. 2001). A single female plant, if not controlled, can produce as many as 600,000 seeds (Keeley et al. 1987). Palmer amaranth has the greatest plant dry weight, leaf area, height, growth rate (0.10 to 0.21 cm per growing degree day), and water-use efficiency of all the pigweeds, including *Amaranthus rudis* Sauer, *Amaranthus retroflexus* L., and *Amaranthus albus* L. (Horak and Longhin 2000). Palmer amaranth's aggressive growth habit and prolific seed production make it a pervasive weed in agronomic crop production fields (Bensch et al. 2003; Liphadzi and Dille 2006; Massinga et al. 2001; Smith et al. 2000). A recent survey conducted by the Weed Science Society of America found that Palmer amaranth was the most problematic agricultural weed in the United States (WSSA 2016).

The continuous and sole reliance on single mode-of-action herbicide programs has resulted in the evolution of herbicide-resistant weeds (Beckie 2011; VanGessel 2001). Palmer amaranth biotypes resistant to microtubule-inhibiting herbicides were reported first, followed by biotypes resistant to acetolactate synthase (ALS)-, photosystem II (PSII)-, 5-enol-pyruvylshikimate-3-phosphate synthase (EPSPS)-, hydroxyphenylpyruvate dioxygenase (HPPD)-, and protoporphyrinogen oxidase (PPO)-inhibiting herbicides (Heap 2016a). In addition, Palmer amaranth resistant to multiple herbicides (e.g., ALS-, EPSPS-, HPPD-, and PSII-inhibitors) has been reported in a few states (Heap 2016a). In Nebraska, a Palmer amaranth biotype resistant to HPPD- and PSII-inhibitors has been reported (Jhala et al. 2014).

Glyphosate, a systemic and broad-spectrum herbicide, is the most widely used agricultural pesticide globally due to the widespread adoption of glyphosate-resistant (GR) crops and minimum or no-tillage practices that rely primarily on herbicides for weed control (Woodburn 2000). Since the commercialization of GR crops, glyphosate has been

extensively used for POST weed control in GR corn and soybean fields in the Midwest. The estimated total glyphosate use in the United States was 18 million kg active ingredient per year in 1996, but rose to 125 million kg in 2013, a 594% increase (USGS 2016). Glyphosate inhibits the EPSPS enzyme, a component of the shikimate pathway. Glyphosate thus prevents the biosynthesis of the aromatic amino acids phenylalanine, tyrosine, and tryptophan, resulting in the death of glyphosate-sensitive plants due to the accumulation of shikimate (Herrmann and Weaver 1999; Steinrücken and Amrhein 1980). Rigid ryegrass (*Lolium rigidum* Gaudin) in Australia in 1996 was the first confirmed GR weed (Powles et al. 1998), and GR Palmer amaranth was first documented in Georgia in 2004 (Culpepper et al. 2006). Since then, Palmer amaranth populations resistant to glyphosate have been documented in 25 other states in the United States (Heap 2016a).

Mechanisms of glyphosate resistance have been studied in several weed species (Dinelli et al. 2008; Perez-Jones et al. 2007; Simarmata and Penner 2008; Wiersma et al. 2015). Glyphosate resistance has been conferred by a) target site mutation in the *EPSPS* gene, making it insensitive to the target protein (Kaundun et al. 2011; Perez-Jones et al. 2007; Yu et al. 2007), b) reduced absorption and translocation of glyphosate (Dinelli et al. 2008; Yu et al. 2007; Wakelin et al. 2004), c) increased glyphosate sequestration (Ge et al. 2010), and d) *EPSPS* gene amplification (Chandi et al. 2012; Gaines et al. 2010; Jugulam et al. 2014; Whitaker et al. 2013). The presence of *EPSPS* gene copies (>100 copies) distributed throughout the genome has been confirmed in a GR Palmer amaranth biotype from Georgia (Gaines et al. 2010). Additionally, *EPSPS* gene amplification has been reported in Palmer amaranth populations from North Carolina (Chandi et al. 2012; Whitaker et al. 2013), Mississippi (Ribeiro et al. 2014), and New Mexico (Mohseni-Moghadam et al. 2013a). Low levels of resistance to glyphosate due to reduced uptake and translocation have also reported in Palmer amaranth biotypes from Tennessee (Steckel et al. 2008) and Mississippi (Nandula et al. 2012).

In numerous instances, persistent reliance on glyphosate for broad-spectrum and economical weed control has resulted in the evolution of GR weeds. Failure to control Palmer amaranth following sequential glyphosate applications was observed in a grower's field in Thayer County in south-central Nebraska.

The field was under GR corn–soybean rotation with reliance on glyphosate for weed control in a no-till production system, justifying the need to evaluate the level of resistance and the mechanism involved to confer resistance. It was also deemed important to determine whether the Palmer amaranth biotype had reduced sensitivity to herbicides with other modes of action that can be used in corn and soybean. This information can be used to develop herbicide programs for the management of resistant Palmer amaranth. The objectives of this study were 1) to confirm the presence of GR Palmer amaranth in south-central Nebraska by quantifying the level of resistance in a whole-plant dose-response bioassay, 2) to compare the *EPSPS* gene copy number of GR Palmer amaranth with that of the susceptible biotype, and 3) to evaluate the response of GR Palmer amaranth to POST herbicides that can be used in corn and soybean.

## Materials and Methods

**Plant Materials.** In October 2015, Palmer amaranth plants that survived sequential glyphosate applications were collected from a grower’s field in Thayer County, Nebraska (40.30°N, 97.67°E) (Figure 1) to serve as the putative GR biotype in this study. Palmer amaranth

seed heads were collected from fields in Buffalo and Fillmore Counties in Nebraska (Figure 1); both fields have a known history of effective control with the recommended rate of glyphosate. These were considered the glyphosate-susceptible (GS) biotypes in this study, and named susceptible 1 ( $S_1$ ) and susceptible 2 ( $S_2$ ). The seeds were cleaned thoroughly using a seed cleaner and stored separately in airtight polyethylene bags at 5 C until used in this study. Seeds were planted in square plastic pots (10 × 10 × 12 cm) containing a 2:2:2:4 (by vol) soil:sand:vermiculite:peat moss mixture. Palmer amaranth plants were thinned to one plant per pot at 10 d after emergence. The plants were supplied with water and nutrients and kept in a greenhouse maintained at a 30/27 C day/night temperature regime with a 16-h photoperiod supplemented by overhead sodium halide lamps.

**Whole-Plant Dose-Response Bioassay.** Greenhouse whole-plant dose-response bioassays were conducted in 2016 at the University of Nebraska–Lincoln to determine the level of resistance in the putative GR Palmer amaranth biotype. The two GS biotypes were included for comparison. The study was laid out in a 10 by 3 factorial experiment in a randomized complete block design with four replications. Ten glyphosate

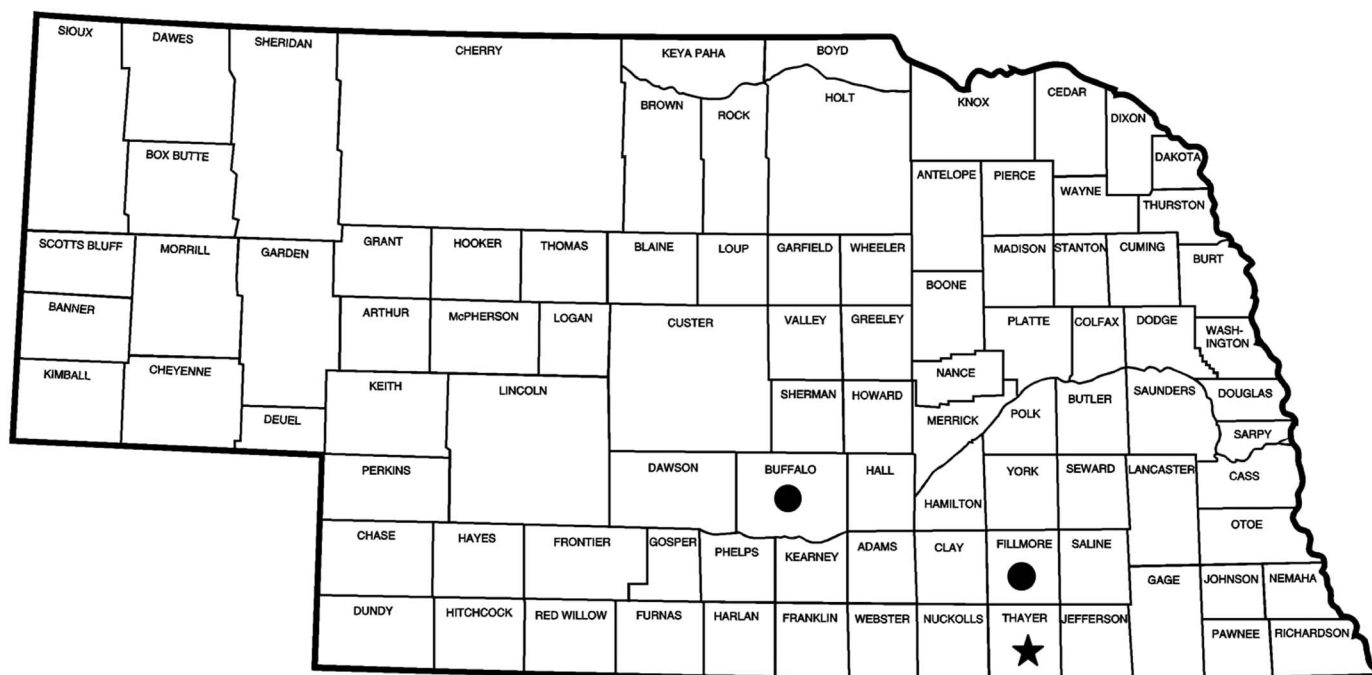


Figure 1. South-central Nebraska counties from which suspected glyphosate-resistant (★) and glyphosate-susceptible (●) Palmer amaranth seeds were collected.

rates were used: 0, 0.25×, 0.5×, 1×, 2×, 4×, 8×, 16×, 32×, and 64×, where 1× indicates the recommended field rate of glyphosate (870 g ae ha<sup>-1</sup>). The three Palmer amaranth biotypes used were R, S<sub>1</sub>, and S<sub>2</sub>. The experiment was repeated twice under similar growing conditions mentioned above. A single Palmer amaranth plant per pot was considered an experimental unit. Seedlings were treated with glyphosate (Roundup PowerMax<sup>®</sup>, Monsanto Company, 800 North Lindberg Ave., St. Louis, MO) at the six- to seven-leaf stage (8 to 10 cm tall). Each glyphosate treatment was prepared in distilled water and mixed with 0.25% v/v nonionic surfactant (Induce<sup>®</sup>, Helena Chemical Co., Collierville, TN) and 2.5% wt/v ammonium sulfate (DSM Chemicals North America Inc., Augusta, GA).

Herbicide treatments were applied using a single-tip chamber sprayer (DeVries Manufacturing Corp, Hollandale, MN 56045) fitted with a 8001E nozzle (TeeJet<sup>®</sup>, Spraying Systems Co., Wheaton, IL 60187) calibrated to deliver 190 L ha<sup>-1</sup> carrier volume at 207 kPa. Palmer amaranth control was assessed visually at 7, 14, and 21 d after treatment (DAT) using a scale ranging from 0% (no control) to 100% (complete control or death of plants). These control scores were based on symptoms such as chlorosis, necrosis, stand loss, and stunting of plants compared with non-treated control plants. Aboveground biomass of each Palmer amaranth plant was harvested at 21 DAT and oven-dried for 4 d at 65 C, and dry weights (biomass) were determined. The biomass data were converted into percent biomass reduction compared with the non-treated control plants (Wortman 2014, using the following formula:

$$\text{Biomassreduction}(\%) = \frac{(\bar{C} - B)}{\bar{C}} \times 100, \quad [1]$$

where  $\bar{C}$  is the mean biomass of the four non-treated control replicates and  $B$  is the biomass of an individual treated experimental unit. Using the **drm** 2.3 package **c** in R statistical software version 3.1.0 (R Foundation for Statistical Computing, Vienna, Austria), a three-parameter log-logistic function was used to determine the effective dose of glyphosate needed to control each Palmer amaranth biotype by 50% (ED<sub>50</sub>) and 90% (ED<sub>90</sub>) (Knezevic et al. 2007):

$$Y = \frac{d}{1 + \exp[b(\log x - \log e)]}, \quad [2]$$

where  $Y$  is the percent control score or percent aboveground biomass reduction,  $x$  is the herbicide rate,

$d$  is the upper limit,  $e$  represents the ED<sub>50</sub> or ED<sub>90</sub> value, and  $b$  represents the relative slope around the parameter  $e$ . The level of resistance was calculated by dividing the ED<sub>90</sub> value of the resistant biotype by that of the susceptible biotypes, S<sub>1</sub> and S<sub>2</sub>. Where the ED<sub>90</sub> values for S<sub>1</sub> and S<sub>2</sub> were dissimilar, a range of resistance levels is provided.

**Genomic DNA Isolation.** The putative GR and GS Palmer amaranth plants were grown under greenhouse conditions at the University of Nebraska–Lincoln using the same procedures reported for the whole-plant dose-response study. GR Palmer amaranth plants were sprayed with 0, 1×, 2×, and 4× rates of glyphosate using a single-tip chamber sprayer as described in the whole-plant dose-response study. Fresh leaf tissue was collected from untreated GS and GR as well as from treated GR Palmer amaranth plants that survived the 1×, 2×, and 4× rates of glyphosate at 21 DAT. The harvested leaf tissue was immediately flash frozen in liquid nitrogen (-195.79 C) and stored at -80 C for genomic DNA (gDNA) isolation and extracted from frozen leaf tissue (100 mg) using an EZNA<sup>®</sup> Plant DNA kit (Omega bio-tek, Norcross, GA) according to the manufacturer's instructions. The isolated gDNA was then quantified on a NanoDrop<sup>®</sup> spectrophotometer (Thermo Fisher Scientific, Waltham, MA).

**EPSPS Gene Amplification.** A quantitative real-time polymerase chain reaction (qPCR) was performed using a StepOnePlus<sup>™</sup> real-time detection system (Applied Biosystems, Waltham, MA) to determine the *EPSPS* gene copy number in plants that survived glyphosate application. The qPCR reaction mix (14 μL) consisted of 8 μL of PowerUp<sup>™</sup> SYBR<sup>™</sup> Green master mix (Applied Biosystems), 2 μL each of forward and reverse primers (5 μM), and 2 μL of gDNA (20 ng/μL). The qPCR reaction plate (96-well) was set up with three technical and three biological replicates. The qPCR conditions were 95 C for 15 min, 40 cycles of 95 C for 30 s, and an annealing at 60 C for 1 min. The forward and reverse primers used for amplifying the *EPSPS* gene were: 5'-ATGTTGGACGCTCTCAG AACTCTTGGT-3' and 5'-TGAATTTCCCTCCAG CAACGGCAA-3' with an amplicon size of 195 bp (Gaines et al. 2010). β-Tubulin was used as a reference gene for normalizing the qPCR data. The forward and reverse primers used for amplifying the β-tubulin gene were: 5'-ATGTGGGATGCCAAGAACATGAT GTG-3' and 5'-TCCACTCCACAAAGTAGGAAG

AGTTCT-3' with an amplicon size of 157 bp (Godar et al. 2015). A melt curve profile was included following the thermal cycling protocol to determine the specificity of the qPCR products. Relative *EPSPS* copy number was assessed using the formula for fold induction ( $2^{-\Delta\Delta C_t}$ ) (Pfaffl 2001). The *EPSPS* copies were measured relative to the calibrator sample SNT1 (a known glyphosate-susceptible sample).

**Response to POST Corn and Soybean Herbicides.** The response of GR Palmer amaranth to POST corn and soybean herbicides was evaluated. Treatments included registered POST corn (Table 1) and soybean (Table 2) herbicides applied at the rates recommended on the labels. Plants were grown under greenhouse conditions at the University of Nebraska–Lincoln using the same procedures reported for the

whole-plant dose-response study. Separate experiments were conducted for POST corn and soybean herbicides in randomized complete block designs with four replications. Herbicides were applied when GR Palmer amaranth plants were 8 to 10 cm tall, using the same chamber-track sprayer used in the whole-plant dose-response study. Palmer amaranth control scores were recorded at 7, 14, and 21 DAT on a scale of 0% to 100% as described in the dose-response study. At 21 DAT, plants were cut at the soil surface and oven-dried for 4 d at 65 C, after which dry biomass weights were recorded. Percent biomass reduction of treated plants was calculated using Equation 1. Experiments were repeated twice.

Data were subjected to ANOVA using the PROC GLIMMIX procedure in SAS<sup>®</sup> version 9.3 (SAS Institute Inc, Cary, NC). Data for corn and soybean

Table 1. Details of POST corn herbicides used in a greenhouse study at the University of Nebraska–Lincoln to determine response of glyphosate-resistant Palmer amaranth.

Herbicide	Trade name	Rate	Manufacturer	Adjuvant <sup>a</sup>
		g ae or ai ha <sup>-1</sup>		
2,4-D ester	Weedone <sup>®</sup> LV6	386	Nufarm, Inc., 150 Harvester Drive, Burr Ridge, IL 60527	NIS 0.25% v/v + AMS 2.5% wt/v
Atrazine	Aatrex <sup>®</sup>	2,240	Syngenta Crop Protection, Inc., Greensboro, NC 27419	COC 1% v/v + AMS 2.5% wt/v
Carfentrazone-ethyl	Aim <sup>®</sup>	8.8	FMC Corporation, Philadelphia, PA 19103	COC 1% v/v
Topramezone	Impact <sup>®</sup>	18.4	AMVAC, Los Angeles, CA 90023	MSO 1% v/v + AMS 2.5% wt/v
Bromoxynil	Buctril <sup>®</sup>	200	Bayer Crop Science, Research Triangle Park, NC 27709	NIS 0.25% v/v + AMS 2.5% wt/v
Mesotrione	Callisto <sup>®</sup>	105	Syngenta Crop Protection	COC 1% v/v + AMS 2.5% wt/v
Thiencarbazone + tembotrione	Capreno <sup>®</sup>	91	Bayer Crop Science	COC 1% v/v + AMS 2.5% wt/v
Dicamba	Clarity <sup>®</sup>	280	BASF Corporation, 26 Davis Drive, Research Triangle Park, NC 27709	COC 1% v/v + AMS 2.5% wt/v
S-metolachlor + mesotrione + glyphosate	Halex <sup>®</sup> GT	2,460	Syngenta Crop Protection	NIS 0.25% v/v + AMS 2.5% wt/v
Tembotrione	Laudis <sup>®</sup>	92	Bayer Crop Science	MSO 1% v/v + AMS 2.5% wt/v
Glufosinate	Liberty <sup>®</sup> 280	595	Bayer Crop Science	AMS 2.5% wt/v
Halosulfuron-methyl	Permit <sup>®</sup>	70	Gowan Company, PO Box 5569, Yuma, AZ 85364	COC 1% v/v + AMS 2.5% wt/v
Fluthiacet-methyl	Cadet <sup>®</sup>	7.2	FMC Corporation	COC 1% v/v + AMS 2.5% wt/v
Glyphosate	Roundup PowerMax <sup>®</sup>	870	Monsanto Company, 800 North Lindberg Ave., St. Louis, MO 63131	NIS 0.25% v/v + AMS 2.5% wt/v
Glyphosate + 2,4-D choline	Enlist <sup>®</sup> Duo	1,640	Dow AgroSciences, LLC, 9330 Zionsville Road, Indianapolis, IN 46268	AMS 2.5% wt/v

<sup>a</sup> Abbreviations: AMS, ammonium sulfate (DSM Chemicals North America Inc., Augusta, GA); COC, crop oil concentrate (Agridex<sup>®</sup>, Helena Chemical Co., Collierville, TN); MSO, methylated seed oil (Southern Ag Inc., Suwanee, GA); NIS, nonionic surfactant (Induce<sup>®</sup>, Helena Chemical Co., Collierville, TN).

Table 2. Details of POST soybean herbicides used in a greenhouse study at the University of Nebraska–Lincoln to determine response of glyphosate-resistant Palmer amaranth.

Herbicide	Trade name	Rate	Manufacturer	Adjuvant <sup>a</sup>
		g ae or ai ha <sup>-1</sup>		
Chlorimuron-ethyl	Classic <sup>®</sup>	13.1	DuPont Crop Protection, PO Box 80705 CRP 705/L1S11, Wilmington, DE 19880-0705.	NIS 0.25% v/v + AMS 2.5% wt/v
Imazethapyr + glyphosate	Extreme <sup>®</sup>	910	BASF Corporation, 26 Davis Drive, Research Triangle Park, NC 27709	NIS 0.25% v/v + AMS 2.5% wt/v
Fomesafen + glyphosate	Flexstar <sup>®</sup> GT	1,380	Syngenta Crop Protection, Inc., Greensboro, NC 27419	NIS 0.25% v/v + AMS 2.5% wt/v
Thifensulfuron-methyl	Harmony <sup>®</sup>	4.4	DuPont Crop Protection	NIS 0.25% v/v + AMS 2.5% wt/v
Glufosinate	Liberty <sup>®</sup> 280	595	Bayer Crop Science, Research Triangle Park, NC 27709	AMS 2.5% wt/v
Lactofen	Cobra <sup>®</sup>	220	Valent USA Corporation, Walnut Creek, CA 94596	NIS 0.25% v/v + AMS 2.5% wt/v
Imazethapyr	Pursuit <sup>®</sup>	70	BASF Corporation	NIS 0.25% v/v + AMS 2.5% wt/v
Fomesafen	Reflex <sup>®</sup>	280	Syngenta Crop Protection	NIS 0.25% v/v + AMS 2.5% wt/v
Imazamox	Raptor <sup>®</sup>	44	BASF Corporation	NIS 0.25% v/v + AMS 2.5% wt/v
Chlorimuron-ethyl + thifensulfuron-methyl	Synchrony <sup>®</sup> XP	7.46	DuPont Crop Protection	NIS 0.25% v/v + AMS 2.5% wt/v
Acifluorfen	Ultra Blazer <sup>®</sup>	420	United Phosphorus, Inc., 630 Freedom Business Center, King of Prussia, PA 19406	NIS 0.25% v/v + AMS 2.5% wt/v
Glyphosate + dicamba	Roundup Xtend <sup>®</sup>	1,680	Monsanto Company, 800 North Lindberg Ave., St. Louis, MO 63131	MON 10 2% v/v
Bentazon	Basagran <sup>®</sup>	990	BASF Corporation	NIS 0.25% v/v + AMS 2.5% wt/v
Glyphosate + 2,4-D choline	Enlist <sup>®</sup> Duo	1,640	Dow AgroSciences, LLC, 9330 Zionsville Road Indianapolis, IN 46268	AMS 2.5% wt/v
Dicamba	Engenia <sup>®</sup>	560	BASF Corporation	
Fluthiacet-methyl + fomesafen	Marvel <sup>®</sup>	190	FMC Corporation, Philadelphia, PA 19103	NIS 0.25% v/v + AMS 2.5% wt/v
Acetochlor + fomesafen	Warrant <sup>®</sup> Ultra	1,803	Monsanto Company	NIS 0.25% v/v

<sup>a</sup> Abbreviations: AMS, ammonium sulfate (DSM Chemicals North America Inc., Augusta, GA); NIS, nonionic surfactant (Induce<sup>®</sup>, Helena Chemical Co., Collierville, TN). MON 10 (Monsanto Company, 800 North Lindberg Ave., St. Louis, MO) is an adjuvant to be used at 2% v/v with Roundup Xtend<sup>®</sup>.

herbicides were analyzed separately to determine the difference in Palmer amaranth response to different herbicide treatments. Control score and biomass reduction data were analyzed without values from the non-treated control plants. Herbicide treatment, DAT, experimental run, and their interactions were considered fixed effects, whereas replication was considered a random effect in the model. Before analysis, data were tested for normality and homogeneity of variance using PROC UNIVARIATE. Normality and homogeneity of variance assumptions were met; therefore, no data transformation was needed. Control score and percent biomass

reduction means were separated using Fisher's LSD test at  $P \leq 0.05$ .

## Results and Discussion

**Whole-Plant Dose-Response Bioassay.** Experiment by treatment interactions for Palmer amaranth control ( $P = 0.061$ ) and biomass reduction ( $P = 0.083$ ) were not significant; therefore, data from both experiments were combined. Glyphosate applied at the label-recommended rate ( $870 \text{ g ae ha}^{-1}$ ) controlled both GS Palmer amaranth biotypes 96%, whereas the GR biotype was only 19% controlled (Figure 2).

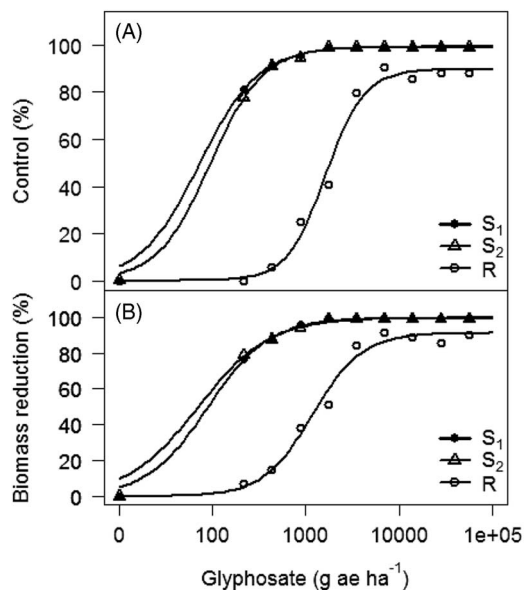


Figure 2. Dose-response curves of glyphosate-resistant (R) and -susceptible ( $S_1$  and  $S_2$ ) biotypes from Nebraska. (A) Control at 21 days after treatment, and (B) percent biomass reduction at 21 days after treatment, in a greenhouse whole-plant glyphosate dose-response study conducted at the University of Nebraska–Lincoln. Percent biomass reduction was calculated using the following equation:  $\text{Biomass reduction}(\%) = \frac{(\bar{C}-B)}{\bar{C}} \times 100$ , where  $\bar{C}$  is the mean biomass of the four non-treated control replicates, and  $B$  is the biomass of an individual treated experimental unit.

To achieve 50% and 90% control of the GR Palmer amaranth biotype required glyphosate rates of 1,787 and 14,420 g ae ha<sup>-1</sup>, 2- and 17-fold the labeled rate, respectively. The GR Palmer amaranth biotype was controlled only 90% by the highest glyphosate rate

(55,040 g ha<sup>-1</sup>) tested in this study. The ED<sub>50</sub> and ED<sub>90</sub> values of the two susceptible biotypes were similar, ranging from 73 to 94 g ha<sup>-1</sup> and 360 to 393 g ha<sup>-1</sup>, respectively. On the basis of ED<sub>90</sub> values, the GR biotype had a 37- to 40-fold level of resistance depending on the susceptible biotype being used for comparison (Table 3). Culpepper et al. (2006) reported 50% control of a GR Palmer amaranth biotype from Georgia with glyphosate applied at 1,200 g ha<sup>-1</sup>, and Norsworthy et al. (2008) reported 50% control of a GR Palmer amaranth biotype from Arkansas with glyphosate applied at 2,820 g ha<sup>-1</sup>, 1.57-fold higher application rate than that observed in this study (1,787 g ha<sup>-1</sup>).

Dose-response curves for GR Palmer amaranth biomass reduction indicated similar levels of resistance (35- to 36-fold) indicated by ED<sub>90</sub> values based on visual control scores (Figure 2, Table 4). GR Palmer amaranth biomass was reduced to 50% and 90% at 1,319 and 16,797 g ha<sup>-1</sup> glyphosate rates, respectively (Table 4). Similarly, Nandula et al. (2012) observed a 50% biomass reduction of two GR biotypes from Mississippi with glyphosate applied at 1,520 and 1,300 g ha<sup>-1</sup>. In contrast, Mohseni-Moghadam et al. (2013b) reported 50% biomass reduction of a GR Palmer amaranth biotype from New Mexico with glyphosate applied at 458 g ha<sup>-1</sup>, about 2.9-fold lower application rate than the level observed in this study.

**EPSPS Gene Amplification.** In the current study, the *EPSPS* copy number in Palmer amaranth was measured relative to two known glyphosate susceptible populations from Buffalo County and

Table 3. Estimates of regression parameters and glyphosate dose required for 50% (ED<sub>50</sub>) and 90% (ED<sub>90</sub>) control of Palmer amaranth biotypes, 21 days after treatment, in a greenhouse whole-plant glyphosate dose-response study at the University of Nebraska–Lincoln.

Palmer amaranth biotype <sup>a</sup>	Regression parameters (±SE) <sup>b</sup>		Glyphosate		Resistance level <sup>c</sup>
	b	d	ED <sub>50</sub> (±SE) <sup>a</sup>	ED <sub>90</sub> (±SE) <sup>a</sup>	
			g ae ha <sup>-1</sup>		
$S_1$	-1.37 (±0.22)	99.26 (±0.59)	72.88 (±14.50)	360 (±34)	–
$S_2$	-1.54 (±0.13)	99 (±0.35)	94.39 (±8)	393 (±22)	–
R	-2.10 (±0.26)	90 (±2.29)	1,787 (±135)	14,420 (±4158)	37x to 40x

<sup>a</sup> Abbreviations: ED<sub>50</sub>, effective glyphosate dose required to control 50% population at 21 days after treatment; ED<sub>90</sub>, effective glyphosate dose required to control 90% population at 21 days after treatment;  $S_1$ , glyphosate-susceptible Palmer amaranth biotype collected from a field in Buffalo County, NE;  $S_2$ , glyphosate-susceptible Palmer amaranth biotype collected from a field in Fillmore County, NE; R, glyphosate-resistant Palmer amaranth biotype collected from a field in Thayer County, NE; SE, standard error.

<sup>b</sup> Regression parameters b and d of three-parameter log-logistic model were obtained using the nonlinear least-square function of the statistical software R.

<sup>c</sup> Resistance level was calculated by dividing the ED<sub>90</sub> value of the resistant Palmer amaranth biotype by that of the susceptible Palmer amaranth biotypes ( $S_1$  and  $S_2$ ). A range of resistance levels is provided due to a difference in ED<sub>90</sub> values for  $S_1$  and  $S_2$ .

Table 4. Estimates of regression parameters and glyphosate dose required for 50% (ED<sub>50</sub>) and 90% (ED<sub>90</sub>) aboveground biomass reduction of Palmer amaranth biotypes, 21 days after treatment, in a greenhouse whole-plant glyphosate dose-response study at the University of Nebraska–Lincoln.

Palmer amaranth biotype <sup>a</sup>	Glyphosate				Resistance level <sup>c</sup>
	Regression parameters (±SE) <sup>b</sup>		ED <sub>50</sub> (±SE) <sup>a</sup>	ED <sub>90</sub> (±SE) <sup>a</sup>	
	b	d	g ae ha <sup>-1</sup>		
S <sub>1</sub>	-1.33 (±0.2)	99.45 (±0.78)	89 (±14.8)	463 (±57)	–
S <sub>2</sub>	-1.14 (±0.23)	99.57 (±1)	69.79 (±17.7)	476 (±82)	–
R	-1.64 (±0.16)	91 (±2.01)	1,319 (±100)	16,797 (±4674)	35× to 36×

<sup>a</sup> Abbreviations: ED<sub>50</sub>, effective glyphosate dose required for 50% reduction of dry shoot biomass of Palmer amaranth biotypes at 21 d after treatment; ED<sub>90</sub>, effective dose required for 90% reduction of dry shoot biomass of Palmer amaranth biotypes at 21 d after treatment; S<sub>1</sub>, glyphosate-susceptible Palmer amaranth biotype collected from a field in Buffalo County, NE; S<sub>2</sub>, glyphosate-susceptible Palmer amaranth biotype collected from a field in Fillmore County, NE; R, glyphosate-resistant Palmer amaranth biotype collected from a field in Thayer County, NE; SE, standard error.

<sup>b</sup> Regression parameters b and d of three-parameter log-logistic model were obtained using the nonlinear least-square function of the statistical software R.

<sup>c</sup> Resistance level was calculated by dividing the ED<sub>90</sub> value of the resistant Palmer amaranth biotype by that of susceptible Palmer amaranth biotypes (S<sub>1</sub> and S<sub>2</sub>). A range of resistance levels is provided due to a difference in ED<sub>90</sub> values for S<sub>1</sub> and S<sub>2</sub>.

Fillmore County, NE (S<sub>1</sub> and S<sub>2</sub>, respectively) using β-tubulin as a reference gene. *EPSPS* gene copy numbers ranging from 32 (GNT1, non-treated

suspected GR biotype) to 105 (G1X2, suspected GR biotype survived treatment with 1x glyphosate rate) were found in Palmer amaranth plants that survived

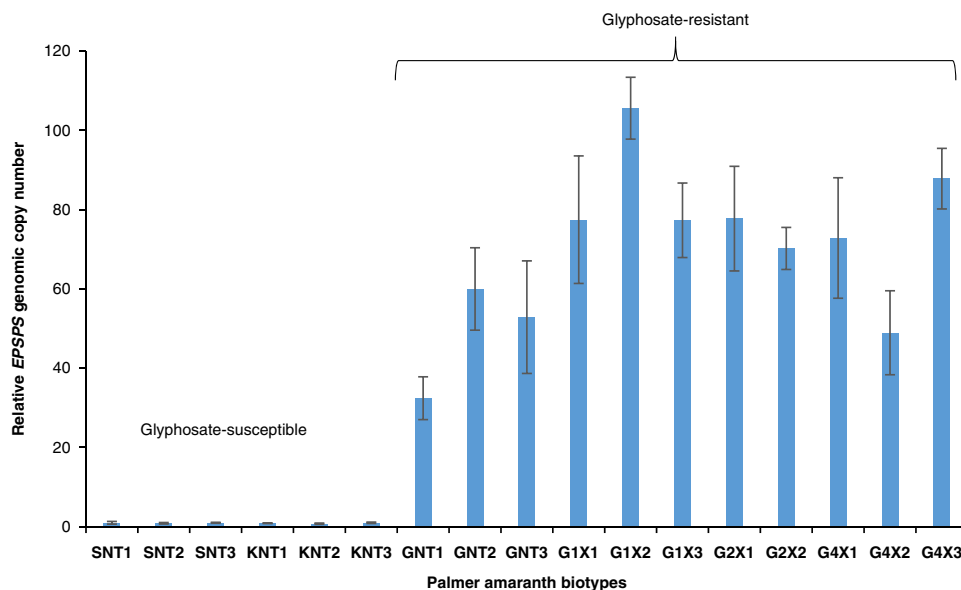


Figure 3. The *EPSPS* gene copy numbers of glyphosate-resistant and glyphosate-susceptible Palmer amaranth biotypes, relative to susceptible samples. Biotypes SNT1, SNT2, SNT3, KNT1, KNT2, and KNT3 were glyphosate-susceptible. Biotypes G1x1, G1x2, and G1x3 survived treatment with 1× glyphosate (870 g ae ha<sup>-1</sup>), biotypes G2x1 and G2x2 survived treatment with 2× glyphosate, and biotypes G4x1, G4x2, and G4x3 survived treatment with 4× glyphosate. Sample SNT1, which has a single copy of the *EPSPS* gene, was used as a calibrator for determining the relative *EPSPS* gene copy numbers. Error bars represent the standard error from the mean ( $n = 3$  technical replicates). The qPCR data were normalized using β-tubulin as a reference gene. **Abbreviations:** EPSPS, 5-enolpyruvylshikimate-3-phosphate; GNT, glyphosate non-treated suspected glyphosate-resistant Palmer amaranth plant samples from Thayer county, NE; KNT, glyphosate non-treated glyphosate-susceptible Palmer amaranth plant samples collected from Buffalo County, NE; qPCR, quantitative real-time polymerase chain reaction; SNT, glyphosate non-treated glyphosate-susceptible Palmer amaranth plant samples collected from Fillmore County, NE.



glyphosate application (Figure 3), suggesting that amplification of the *EPSPS* gene contributes to glyphosate resistance in the Palmer amaranth biotype from Nebraska. Similar to the GR Palmer amaranth biotype from Georgia (Gaines et al. 2011), Palmer amaranth plants that had >30 *EPSPS* copies were able to survive and confer resistance to the label-recommended rate of glyphosate. More recently, GR Palmer amaranth from Kansas was also found to have 50 to 140 *EPSPS* copies (Varanasi et al. 2015), and a biotype from New Mexico with 6 to 8 *EPSPS* copies survived treatment with the labeled rate of glyphosate (Mohseni-Moghadam et al. 2013a). *EPSPS* gene amplification also contributes to glyphosate resistance in other members of the *Amaranthaceae* family; for example, Nandula et al. (2014) reported 33 to 37 copies of the *EPSPS* gene in GR spiny amaranth (*Amaranthus spinosus* L.) from Mississippi. In a multi-state study, 4 to 10 *EPSPS* gene copies were reported in several populations of GR common waterhemp [*Amaranthus tuberculatus* (Moq.) Sauer] collected from several states in the Midwest (Chatham et al. 2015a). Similarly, Sarangi (2016) reported an average of 5.3 *EPSPS* gene copies in a GR common waterhemp biotype from Nebraska. These reports suggest that *EPSPS* gene amplification is a common glyphosate resistance mechanism in *Amaranthaceae*.

**Response to POST Corn Herbicides.** Experiment by treatment interactions for Palmer amaranth control ( $P = 0.09$ ) and biomass reduction ( $P = 0.102$ ) in response to corn herbicides were not significant; therefore, data from both experiments were combined. The GR Palmer amaranth biotype was very sensitive to glufosinate, which provided 90% and 99% control at 7 and 21 DAT, respectively. Similarly, previous studies have reported >95% Palmer amaranth control with glufosinate (Jhala et al. 2014; Norsworthy et al. 2008; Salas et al. 2016). At 21 DAT, dicamba and 2,4-D ester, applied alone, controlled Palmer amaranth 81% and 74%, respectively, and a 2,4-D choline plus glyphosate premix formulated for 2,4-D plus glyphosate-tolerant corn and soybean provided 89% control. Craigmyle et al. (2013) reported 97% control of 10 to 15 cm tall common waterhemp, a species closely related to Palmer amaranth, with tank-mixed application of glufosinate and 2,4-D choline at 450 and 840 g ae ha<sup>-1</sup>, respectively, in 2,4-D plus glufosinate-tolerant soybean. Jhala et al. (2014) have further reported 83% to 97%

control of three Palmer amaranth biotypes with dicamba or 2,4-D ester applied at 560 g ae ha<sup>-1</sup>. Similarly, Norsworthy et al. (2008) reported >95% control of GR palmer amaranth with dicamba and 2,4-D amine applied alone at 280 and 560 g ha<sup>-1</sup>, respectively; however, the reduced control (74%) of GR Palmer amaranth with 2,4-D ester in this study might be due to the use of the lowest label-recommended rate (386 g ha<sup>-1</sup>).

At 7 and 21 DAT, HPPD-inhibiting herbicides (mesotrione, topramezone, and tembotrione, used individually) failed to control GR Palmer amaranth ( $\leq 60\%$ ). Control was not improved with premixed applications of tembotrione and thiencazabone (51%), or with mesotrione plus S-metolachlor plus glyphosate (33%) at 21 DAT. Jhala et al. (2014) also reported 55% to 75% control of HPPD- and PSII-inhibitor-resistant Palmer amaranth and  $\geq 84\%$  control of two susceptible Palmer amaranth biotypes from Nebraska with POST application of mesotrione or topramezone at rates similar to those tested in this study (105 and 18.4 g ai ha<sup>-1</sup>, respectively). Similarly, Norsworthy et al. (2008) reported  $\geq 79\%$  control of GR and GS Palmer amaranth biotypes from Arkansas in a greenhouse study with a POST application of mesotrione at 105 g ha<sup>-1</sup>.

At 7 and 21 DAT, PSII-inhibitors (atrazine or bromoxynil) controlled GR Palmer amaranth  $\leq 25\%$  (Table 5). In contrast, previous studies reported 100% control of glyphosate- and PPO-inhibitor-resistant Palmer amaranth biotypes from Arkansas with a POST application of atrazine at the rates tested in this study (2,240 g ha<sup>-1</sup>) (Norsworthy et al. 2008; Salas et al. 2016). Jhala et al. (2014) reported <25% control of HPPD- and PSII-inhibitor-resistant Palmer amaranth and 45% to 75% control of two susceptible Palmer amaranth biotypes from Nebraska with atrazine applied at 560 g ai ha<sup>-1</sup>. Bromoxynil is not very effective for Palmer amaranth control; for instance, Corbett et al. (2004) reported <60% control of 8 to 10 cm tall Palmer amaranth with bromoxynil applied at 420 g ae ha<sup>-1</sup>, twice the rate used in this study. At 7 DAT, carfentrazone-ethyl and fluthiacet-methyl (PPO-inhibitors) controlled Palmer amaranth <60%; however, control decreased to  $\leq 30\%$  at 21 DAT. In contrast, Jhala et al. (2014) observed variable control of three Palmer amaranth biotypes (38% to 95%) at 21 DAT with fluthiacet-methyl at 7.2 g ai ha<sup>-1</sup> in a greenhouse study, providing evidence for the reduced

Table 5. Effects of POST corn herbicide treatments on glyphosate-resistant Palmer amaranth control 7 and 21 days after treatment (DAT), and biomass reduction 21 DAT.

Herbicide <sup>a</sup>	Rate g ae or ai ha <sup>-1</sup>	Control <sup>b,c</sup>		Biomass reduction <sup>b,c</sup>
		7 DAT	21 DAT	
2,4-D	386	63 b	74 bc	70 cd
Atrazine	2,240	25 g	23 ef	32 fgh
Carfentrazone-ethyl	8.8	49 cd	30 e	48 ef
Topramezone	18.4	43 de	58 cd	75 bcd
Bromoxynil	200	11 h	9 fg	16 hi
Mesotrione	105	44 de	54 d	73 bcd
Thiencarbazone + tembotrione	91	38 ef	51 d	72 bcd
Dicamba	280	62 b	81 b	87 abc
S-metolachlor + mesotrione + glyphosate	2,460	30 fg	33 e	64 de
Tembotrione	92	44 de	60 cd	78 bcd
Glufosinate	595	90 a	99 a	99 a
Halosulfuron-methyl	70	30 gf	18 ef	20 gh
Fluthiacet-methyl	7.2	58 bc	27 e	39 gf
Glyphosate	870	14 h	19 ef	26 gh
Glyphosate + 2,4-D choline	1,640	70 b	89 ab	92 ab

<sup>a</sup> Ammonium sulfate (DSM Chemicals North America Inc., Augusta, GA) at 2.5% wt/v was added to all herbicide treatments except carfentrazone-ethyl; nonionic surfactant (Induce<sup>®</sup>, Helena Chemical Co., Collierville, TN) at 0.25% v/v was added to 2,4-D, bromoxynil, S-metolachlor + mesotrione + glyphosate, and glyphosate treatments; crop oil concentrate (Agridex<sup>®</sup>, Helena Chemical Co., Collierville, TN) at 1% v/v was added to atrazine, carfentrazone-ethyl, mesotrione, thiencarbazone + tembotrione, dicamba, halosulfuron-methyl, and fluthiacet-methyl treatments; and methylated seed oil (Southern Ag Inc., Suwanee, GA) at 1% v/v was added to topramezone and tembotrione treatments.

<sup>b</sup> Means within columns with no common letter(s) are significantly different according to Fisher's protected LSD test where  $P \leq 0.05$ .

<sup>c</sup> Percent control and biomass reduction data of non-treated control were not included in analysis. Biomass reduction was calculated based on comparison with the average biomass of the non-treated control using the following equation: Biomassreduction(%) =  $\frac{(\bar{C}-B)}{\bar{C}} \times 100$ , where  $\bar{C}$  is the mean biomass of the four non-treated control replicates and  $B$  is the biomass of an individual treated experimental unit.

sensitivity of GR Palmer amaranth biotypes to PPO-inhibitors. Reddy et al. (2014) also reported 55% to 96% control of three Palmer amaranth biotypes at 21 DAT with fluthiacet-methyl and carfentrazone at rates used in this study (7.2 and 8.8 g ai ha<sup>-1</sup>, respectively). GR Palmer amaranth was <20% controlled at 21 DAT by halosulfuron-methyl, one of the ALS inhibitors, which is not surprising given that ALS-inhibitor-resistant weeds have become widespread in the Midwest due to the continuous use of ALS-inhibiting herbicides in corn and soybean (Heap 2016b; Sarangi et al. 2015). Glyphosate applied alone controlled Palmer amaranth  $\leq 30\%$  as observed in the glyphosate dose-response study.

Results of the control scores were reflected in biomass reduction of GR Palmer amaranth. For example, glufosinate resulted in the highest biomass reduction (99%), which was comparable with 2,4-D choline plus glyphosate (92%), and dicamba (87%). All other treatments resulted in 15% to 80%

biomass reduction. Similarly, Mohseni-Moghadam et al. (2013b) reported no difference in biomass reduction of two Palmer amaranth biotypes at 16 DAT with glufosinate (>97%) or dicamba (88%) applied POST. Likewise, Jhala et al. (2014) reported <80% biomass reduction of HPPD- and PSII-inhibitor-resistant Palmer amaranth with mesotrione, topramezone, atrazine, halosulfuron-methyl, fluthiacet-methyl, or bromoxynil applied POST at 21 DAT.

**Response to POST Soybean Herbicides.** Experiment by treatment interactions for Palmer amaranth control ( $P = 0.15$ ) and biomass reduction ( $P = 0.102$ ) in response to soybean herbicides were not significant; therefore, data from both experiments were combined. At 21 DAT, GR Palmer amaranth was controlled 20% to 40% with ALS-inhibitors (chlorimuron-ethyl, imazethapyr, thifensulfuron-methyl, and Imazamox) and control (23% to 36%)

Table 6. Effects of POST soybean herbicide treatments on glyphosate-resistant Palmer amaranth control 7 and 21 days after treatment (DAT), and biomass reduction at 21 DAT.

Herbicide <sup>a</sup>	Rate g ae or ai ha <sup>-1</sup>	Control <sup>b,c</sup>		Reduction in biomass <sup>b,c</sup>
		7 DAT	21 DAT	
Chlorimuron-ethyl	13.1	13 de	39 ef	37 gf
Imazethapyr + glyphosate	910	11 de	36 ef	36 gf
Fomesafen + glyphosate	1,380	69 ab	62 bcd	65 bcde
Thifensulfuron-methyl	4.4	7 de	24 fg	27 gf
Glufosinate	595	76 a	92 a	95 a
Lactofen	220	55 bc	49 cde	62 cde
Imazethapyr	70	18 d	34 efg	25 gf
Fomesafen	280	69 ab	72 ab	64 cde
Imazamox	44	9 de	24 fg	25 g
Chlorimuron-ethyl + thifensulfuron-methyl	7.46	9 de	23 fg	24 gf
Acifluorfen	420	56 bc	48 cde	49 def
Glyphosate + dicamba	1,680	42 c	67 bc	76 abc
Bentazon	990	0 e	14 g	29 gf
Glyphosate + 2,4-D choline	1,640	50 c	83 ab	88 ab
Dicamba	560	45 c	71 ab	73 abc
Fluthiacet-methyl + fomesafen	190	51 c	67 bc	71 abcd
Acetochlor + fomesafen	1,803	49 c	43 def	47 efg

<sup>a</sup> Ammonium sulfate (DSM Chemicals North America Inc., Augusta, GA) at 2.5% wt/v was added to all herbicide treatments except glyphosate + dicamba and acetochlor + fomesafen; nonionic surfactant (Induce<sup>®</sup>, Helena Chemical Co., Collierville, TN) at 0.25% v/v was added to all herbicide treatments except glyphosate + dicamba, glyphosate + 2,4-D choline, and dicamba. MON 10 (Monsanto Company, 800 North Lindberg Ave., St. Louis, MO) was mixed at 2% v/v with glyphosate + dicamba.

<sup>b</sup> Means within columns with no common letter(s) are significantly different according to Fisher's protected LSD test where  $P \leq 0.05$ .

<sup>c</sup> Percent control and biomass reduction data of non-treated control were not included in analysis. Biomass reduction was calculated based on comparison with the average biomass of the non-treated control using the following equation:

Biomassreduction(%) =  $\frac{(\bar{C}-B)}{\bar{C}} \times 100$ , where  $\bar{C}$  is the mean biomass of the four non-treated control replicates and  $B$  is the biomass of an individual treated experimental unit.

was not improved with a premix of imazethapyr plus glyphosate or chlorimuron plus thifensulfuron-methyl (Table 6). In contrast, previous studies have reported >80% Palmer amaranth control with imazethapyr or thifensulfuron-methyl at 21 DAT at the rates tested in this study (Horak and Peterson 1995; Sweat et al. 1998). Gossett and Toler (1999) also reported 69% Palmer amaranth control with chlorimuron-ethyl applied at a rate (9 g ha<sup>-1</sup>) lower than that tested in this study (13 g ha<sup>-1</sup>).

The PPO-inhibitors lactofen and acifluorfen controlled Palmer amaranth 55% at 7 DAT and control decreased to <50% at 21 DAT. In contrast, previous studies have reported 60% to 81% Palmer amaranth control with acifluorfen applied at a lower rate (280 g ha<sup>-1</sup>) than that used in this study, and 85% to 99% control with lactofen applied at rates similar to those tested in this study (220 g ha<sup>-1</sup>) (Gossett and Toler 1999; Jhala et al. 2014; Sweat et al. 1998). Aulakh et al. (2016) further reported complete

control of common waterhemp with acifluorfen and lactofen (420 and 220 g ha<sup>-1</sup>, respectively) applied in a greenhouse study at rates similar to those tested here. Fomesafen, another PPO-inhibitor, controlled Palmer amaranth 69% and 72% at 7 and 21 DAT, respectively. Likewise, Sweat et al. (1998) reported 74% to 83% Palmer amaranth control with fomesafen applied in both field and greenhouse studies at the same rate tested in this study (280 g ha<sup>-1</sup>). In contrast, Merchant et al. (2014) reported 89% to 99% Palmer amaranth control at 15 DAT in a field study with fomesafen applied at rate similar to that tested in this study. This study showed poor control with premix applications of fomesafen with acetochlor (43%), glyphosate (62%), or fluthiacet-methyl (67%) at 21 DAT (Table 6).

Bentazon, a PSII-inhibitor, controlled Palmer amaranth <15% at 21 DAT. Similarly, previous studies have reported poor efficacy (<40%) of bentazon for control of spiny amaranth and Palmer amaranth

(Grichar 1994, 1997). At 21 DAT, glufosinate, glyphosate plus 2,4-D choline, dicamba, or fomesafen provided 71% to 92% GR Palmer amaranth control. Control scores of GR Palmer amaranth were reflected in the biomass reduction results: glufosinate resulted in the highest Palmer amaranth biomass reduction (95%), and similar biomass reductions were seen with glyphosate plus 2,4-D choline (88%), dicamba plus glyphosate (76%), dicamba (73%), and fluthiacet plus fomesafen (71%). All other treatments resulted in 20% to 65% biomass reduction (Table 6).

**Practical Implications.** The putative GR Palmer amaranth biotype from Thayer County in Nebraska is GR with the level of resistance in the range of 35- to 40-fold compared to the GS Palmer amaranth biotypes. The evolution of GR Palmer amaranth in south-central Nebraska provides cause for concern, considering that glyphosate is the most common herbicide used for weed control in GR corn–soybean cropping systems. While GR Palmer amaranth has been reported in west-central Nebraska, the evolution of GR Palmer amaranth in south-central Nebraska will add management challenges for growers because GR common ragweed (*Ambrosia artemisiifolia* L.), common waterhemp, giant ragweed (*Ambrosia trifida* L.), horseweed [*Coryza canadensis* (L.) Cronq.], and kochia [*Kochia scoparia* (L.) Schrad.] are already present in the area.

A rapid molecular test, *EPSPS* gene amplification, has been identified to confirm glyphosate resistance in weeds and has been tested in a Palmer amaranth biotype from Georgia (Gaines et al. 2010), populations of waterhemp from Illinois (Chatham et al. 2015b), and GR waterhemp populations from several states in the Midwest (Chatham et al. 2015a). The molecular test confirmed that the putative GR Palmer amaranth from south-central Nebraska acquired resistance by amplifying the *EPSPS* gene copy number; however, more research is needed to determine whether other mechanisms of resistance are involved.

The response of the GR Palmer amaranth biotype to POST corn and soybean herbicides suggests that control options are limited. Glufosinate was effective, providing >95% control of GR Palmer amaranth, but glufosinate can only be used in glufosinate-tolerant crops. While glufosinate-tolerant corn and soybean are available in the marketplace, current adoption of glufosinate-resistant soybean is limited in Nebraska (Aulakh and Jhala 2015; Chahal and Jhala 2015). Additionally, the reduced sensitivity of GR Palmer

amaranth to PSII- (atrazine), HPPD- (mesotrione, tembotrione, and topramezone), ALS- (halosulfuron-methyl), and PPO- (carfentrazone and lactofen) inhibitors justifies the need to conduct a whole-plant dose-response bioassay to confirm and determine the level of multiple resistance (if any) of this biotype to herbicides with these modes of action.

## Literature Cited

- Aulakh JS, Chahal PS, Jhala AJ (2016) Glyphosate-resistant weed control and soybean injury in response to different PPO-inhibiting herbicides. *J Agr Sci* 8:1–9
- Aulakh JS, Jhala AJ (2015) Comparison of glufosinate-based herbicide programs for broad-spectrum weed control in glufosinate-resistant soybean. *Weed Technol* 29:419–430
- Beckie HJ (2011) Herbicide-resistant weed management: focus on glyphosate. *Pest Manag Sci* 67:1037–1048
- Bensch CN, Horak MJ, Peterson D (2003) Interference of redroot pigweed (*Amaranthus retroflexus*), Palmer amaranth (*A. palmeri*), and common waterhemp (*A. rudis*) in soybean. *Weed Sci* 51:37–43
- Burke IC, Schroeder M, Thomas WE, Wilcut JW (2007) Palmer amaranth interference and seed production in peanut. *Weed Technol* 21:367–371
- Chahal PS, Jhala AJ (2015) Herbicide programs for control of glyphosate-resistant volunteer corn in glufosinate-resistant soybean. *Weed Technol* 29:431–443
- Chandi A, Milla-Lewis SR, Giacomini D, Westra P, Preston C, Jordan DL, York AC, Burton JD, Whitaker JR (2012) Inheritance of evolved glyphosate resistance in a North Carolina Palmer amaranth (*Amaranthus palmeri*) biotype. *Int J Agron* 2012:1–7 doi: <http://dx.doi.org/10.1155/2012/176108>
- Chatham LA, Bradley KW, Kruger GR, Martin JR, Owen MDK, Peterson DE, Mithila J, Tranel PJ (2015a) A multistate study of the association between glyphosate resistance and *EPSPS* gene amplification in waterhemp (*Amaranthus tuberculatus*). *Weed Sci* 63:569–577
- Chatham LA, Wu C, Riggins CW, Hager AG, Young BG, Roskamp GK, Tranel PJ (2015b) *EPSPS* gene amplification is present in the majority of glyphosate-resistant Illinois waterhemp (*Amaranthus tuberculatus*) populations. *Weed Technol* 29:48–55
- Corbett JL, Askew SD, Thomas WE, Wilcut JW (2004) Weed efficacy evaluations for bromoxynil, glufosinate, glyphosate, pyriithiobac, and sulfosate. *Weed Technol* 18:443–453
- Craigmyle BD, Ellis JM, Bradley KW (2013) Influence of weed height and glufosinate plus 2,4-D combinations on weed control in soybean with resistance to 2,4-D. *Weed Technol* 27:271–280
- Culpepper AS, Grey TL, Vencill WK, Kichler JM, Webster TM, Brown SM, York AC, Davis JW, Hanna WW (2006) Glyphosate resistant Palmer amaranth (*Amaranthus palmeri*) confirmed in Georgia. *Weed Sci* 54:620–626
- Culpepper AS, Webster TM, Sosnoskie LM, York AC (2010) Glyphosate-resistant Palmer amaranth in the US. Pages 195–212 in Nandula VK, ed. *Glyphosate Resistance: Evolution, Mechanisms, and Management*. Hoboken, NJ: J Wiley

- Dinelli G, Marotti I, Bonetti A, Catizone P, Urbano JM, Barnes J (2008) Physiological and molecular bases of glyphosate resistance in *Conyza bonariensis* biotypes from Spain. *Weed Res* 48:257–265
- Franssen AS, Skinner DZ, Al-Khatib K, Horak MJ, Kulakow PA (2001) Interspecific hybridization and gene flow of ALS resistance in *Amaranthus* species. *Weed Sci* 49:598–606
- Gaines TA, Shaner DL, Ward SM, Leach JE, Preston C, Westra P (2011) Mechanism of resistance of evolved glyphosate-resistant Palmer amaranth (*Amaranthus palmeri*). *J Agric Food Chem* 59:5886–5889
- Gaines TA, Zhang W, Wang D, Bukun B, Chisholm ST, Shaner DL, Nissen SJ, Patzoldt WL, Tranel PJ, Culpepper AS, Grey TL, Webster TM, Vencill WK, Sammons RD, Jiang JM, Preston C, Leach JE, Westra P (2010) Gene amplification confers glyphosate resistance in *Amaranthus palmeri*. *Proc Natl Acad Sci USA* 107:1029–1034
- Ge X, d'Avignon DA, Ackerman JJH, Sammons RD (2010) Rapid vacuolar sequestration: the horseweed glyphosate resistance mechanism. *Pest Manag Sci* 66:345–348
- Grichar WJ (1994) Spiny amaranth (*Amaranthus spinosus* L.) control in peanut (*Arachis hypogaea* L.) *Weed Technol* 8: 199–202
- Grichar WJ (1997) Control of Palmer amaranth (*Amaranthus palmeri*) in peanut (*Arachis hypogaea*) with postemergence herbicides. *Weed Technol* 11:739–743
- Godar AS, Varanasi VK, Nakka S, Prasad PV, Thompson CR, Mithila J (2015) Physiological and molecular mechanisms of differential sensitivity of Palmer amaranth (*Amaranthus palmeri*) to mesotrione at varying growth temperatures. *PLoS One* 10:0126731
- Gossett BJ, Toler JE (1999) Differential control of Palmer amaranth (*Amaranthus palmeri*) and smooth pigweed (*Amaranthus hybridus*) by postemergence herbicides in soybean (*Glycine max*). *Weed Technol* 13:165–168
- Heap I (2016a) International Survey of Herbicide-Resistant Weeds. <http://www.weedscience.org/Summary/Species.aspx>. Accessed May 15, 2016
- Heap I (2016b). Weeds Resistant to ALS Inhibitors. <http://www.weedscience.org/Summary/MOA.aspx>. Accessed May 27, 2016
- Herrmann KM, Weaver LM (1999) The shikimate pathway. *Annu Rev Plant Physiol Plant Mol Biol* 50:473–503
- Horak MJ, Loughin TM (2000) Growth analysis of four *Amaranthus* species. *Weed Sci* 48:347–355
- Horak MJ, Peterson DE (1995) Biotypes of Palmer amaranth (*Amaranthus palmeri*) and common waterhemp (*Amaranthus rudis*) are resistant to imazethapyr and thifensulfuron. *Weed Technol* 9:192–195
- Jhala AJ, Sandell LD, Rana N, Kruger GR, Knezevic SZ (2014) Confirmation and control of triazine and 4-hydroxyphenylpyruvate dioxygenase-inhibiting herbicide-resistant Palmer amaranth (*Amaranthus palmeri*) in Nebraska. *Weed Technol* 28:28–38
- Jugulam M, Niehues K, Godar AS, Koo DH, Danilova T, Friebe B, Sehgal S, Varanasi VK, Wiersma A, Westra P, Stahlman PW, Gill BS (2014) Tandem amplification of a chromosomal segment harboring 5-enolpyruvylshikimate-3-phosphate synthase locus confers glyphosate resistance in *Kochia scoparia*. *Plant Physiol* 166:1200–1207
- Kaundun SS, Dale RP, Zelaya IA, Dinelli G, Marotti I, McIndoe E, Cairns A (2011) A novel P106L mutation in EPSPS and an unknown mechanism(s) act additively to confer resistance to glyphosate in a South African *Lolium rigidum* population. *J Agric Food Chem* 59:3227–3233
- Keeley PE, Carter CH, Thullen RJ (1987) Influence of planting date on growth of Palmer amaranth (*Amaranthus palmeri*). *Weed Sci* 35:199–204
- Knezevic SZ, Streibig JC, Ritz C (2007) Utilizing R software package for dose-response studies: the concept and data analysis. *Weed Technol* 21:840–848
- Liphadzi KB, Dille JA (2006) Annual weed competitiveness as affected by preemergence herbicide in corn. *Weed Sci* 54:156–165
- Massinga RA, Currie RS, Horak MJ, Boyer J Jr (2001) Interference of Palmer amaranth in corn. *Weed Sci* 49:202–208
- Merchant RM, Culpepper AS, Eure PM, Richburg JS, Braxton LB (2014) Controlling glyphosate-resistant Palmer amaranth (*Amaranthus palmeri*) in cotton with resistance to glyphosate, 2,4-d, and glufosinate. *Weed Technol* 28:291–297
- Mohseni-Moghadam M, Schroeder J, Ashigh J (2013a) Mechanism of resistance and inheritance in glyphosate resistant Palmer amaranth (*Amaranthus palmeri*) populations from New Mexico, USA. *Weed Sci* 61:517–525
- Mohseni-Moghadam M, Schroeder J, Heerema R, Ashigh J (2013b) Resistance to glyphosate in Palmer amaranth (*Amaranthus palmeri*) populations from New Mexico pecan orchards. *Weed Technol* 27:85–91
- Nandula VK, Reddy KN, Kroger CH, Poston DH, Rimando AM, Duke SO, Bond JA, Ribeiro DN (2012) Multiple resistance to glyphosate and pyriithiobac in Palmer amaranth (*Amaranthus palmeri*) from Mississippi and response to flumiclorac. *Weed Sci* 60:179–188
- Nandula VK, Wright AA, Bond JA, Ray JD, Eubank TW, Molin WT (2014) EPSPS amplification in glyphosate-resistant spiny amaranth (*Amaranthus spinosus*): a case of gene transfer via interspecific hybridization from glyphosate-resistant Palmer amaranth (*Amaranthus palmeri*). *Pest Manag Sci* 70:1902–1909
- Norsworthy JK, Griffith GM, Scott RC, Smith KL, Oliver LR (2008) Confirmation and control of glyphosate-resistant Palmer amaranth (*Amaranthus palmeri*) in Arkansas. *Weed Technol* 22:108–113
- Perez-Jones A, Park KW, Polge N, Colquhoun J, Mallory-Smith CA (2007) Investigating the mechanisms of glyphosate resistance in *Lolium multiflorum*. *Planta* 226:395–404
- Pfaffl MW (2001) A new mathematical model for relative quantification in real-time RT-PCR. *Nucl Acids Res* 29:2002–2007
- Powles SB, Lorraine-Colwill DF, Dellow JJ, Preston C (1998) Evolved resistance to glyphosate in rigid ryegrass (*Lolium rigidum*) in Australia. *Weed Sci* 46:604–607
- Reddy SS, Stahlman PW, Geier PW, Bean BW, Dozier T (2014) Grain sorghum response and Palmer amaranth control with postemergence application of fluthiacet-methyl. *Int J Pest Manag* 60:147–152
- Ribeiro DN, Pan Z, Duke SO, Nandula VK, Baldwin BS, Shaw DR, Dayan FE (2014) Involvement of facultative apomixis in inheritance of EPSPS gene amplification in glyphosate-resistant *Amaranthus palmeri*. *Planta* 239:199–212. doi: 10.1007/s00425-013-1972-3

- Salas RA, Burgos NR, Tranel PJ, Singh S, Glasgow L, Scott RC, Nichols RL (2016) Resistance to PPO-inhibiting herbicide in Palmer amaranth from Arkansas. *Pest Manag Sci* 72:864–869
- Sarangi D (2016) Biology, Gene Flow, and Management of Glyphosate-Resistant Common Waterhemp (*Amaranthus rudis* Sauer) in Nebraska. Ph.D dissertation. Lincoln, NE: University of Nebraska–Lincoln. 94 p
- Sarangi D, Sandell LD, Knezevic SZ, Aulakh JS, Lindquist JL, Irmak S, Jhala AJ (2015) Confirmation and control of glyphosate-resistant common waterhemp (*Amaranthus rudis*) in Nebraska. *Weed Technol* 29:82–92
- Sauer JD (1957) Recent migration and evolution of the dioecious amaranths. *Evolution* 11:11–31
- Simarmata M, Penner D (2008) The basis for glyphosate resistance in rigid ryegrass (*Lolium rigidum*) from California. *Weed Sci* 56:181–188
- Smith DT, Baker RV, Steele GL (2000) Palmer amaranth (*Amaranthus palmeri*) impacts on yield, harvesting, and ginning in dryland cotton (*Gossypium hirsutum*). *Weed Technol* 14:122–126
- Steckel LE (2007) The dioecious *Amaranthus* spp.: here to stay. *Weed Technol* 21:567–570
- Steckel LE, Main CL, Ellis AT, Mueller TC (2008) Palmer amaranth (*Amaranthus palmeri*) in Tennessee has low level glyphosate resistance. *Weed Technol* 22:119–123
- Steinrücken HC, Amrhein N (1980) The herbicide glyphosate is a potent inhibitor of 5-enolpyruvyl-shikimic acid-3-phosphate synthase. *Biochem Biophys Res Commun* 94:1207–1212
- Sweat JK, Horak MJ, Peterson DE, Lloyd RW, Boyer JE (1998) Herbicide efficacy on four *Amaranthus* species in soybean (*Glycine max*). *Weed Technol* 12:315–321
- [USGS] United States Geological Survey (2016) Estimated agricultural use for glyphosate, 1992–2013. [http://water.usgs.gov/nawqa/pnsp/usage/maps/show\\_map.php?year=1996&map=GLYPHOSATE&hilo=L](http://water.usgs.gov/nawqa/pnsp/usage/maps/show_map.php?year=1996&map=GLYPHOSATE&hilo=L). Accessed May 24, 2016
- VanGessel MJ (2001) Glyphosate-resistant horseweed from Delaware. *Weed Sci* 49:703–705
- Varanasi VK, Betha S, Thompson CR, Jugulam M (2015). Target and non-target site multiple herbicide resistance in Palmer amaranth (*Amaranthus palmeri*) from Kansas. Page 81 in Proceedings of the 70th North Central Weed Science Society. Indianapolis, IN: North Central Weed Science Society
- Wakelin AM, Lorraine-Colwill DF, Preston C (2004) Glyphosate resistance in four different populations of *Lolium rigidum* is associated with reduced translocation of glyphosate to meristematic zones. *Weed Res* 44:453–459
- [WSSA] Weed Science Society of America (2016) WSSA Survey Ranks Palmer Amaranth as the Most Troublesome Weed in the U.S., Galium as the Most Troublesome in Canada. <http://wssa.net/2016/04/wssa-survey-ranks-palmer-amaranth-as-the-most-troublesome-weed-in-the-u-s-galium-as-the-most-troublesome-in-canada/>. Accessed May 22, 2016
- Whitaker JR, Burton JD, York AC, Jordan DL, Chandi A (2013) Physiology of glyphosate-resistant and glyphosate-susceptible Palmer amaranth (*Amaranthus palmeri*) biotypes collected from North Carolina. *Int J Agron* 2013:1–6. doi: <http://dx.doi.org/10.1155/2013/429294>
- Wiersma AT, Gaines TA, Preston C, Hamilton JP, Giacomini D, Robin Buell C, Leach JE, Westra P (2015) Gene amplification of 5-enol-pyruvylshikimate-3-phosphate synthase in glyphosate-resistant *Kochia scoparia*. *Planta* 241:463–474
- Woodburn AT (2000) Glyphosate: production, pricing and use worldwide. *Pest Manag Sci* 56:309–312
- Wortman SE (2014) Integrating weed and vegetable crop management with multifunctional air-propelled abrasive grits. *Weed Technol* 28:243–252
- Yu Q, Cairns A, Powles S (2007) Glyphosate, paraquat and ACCase multiple herbicide resistance evolved in a *Lolium rigidum* biotype. *Planta* 225:499–513

Received July 22, 2016, and approved September 9, 2016.

Associate Editor for this paper: Prashant Jha, Montana State University.