

STANDARD PAPER

Online Attention Bias Modification in Combination With Cognitive-Behavioural Therapy for Children and Adolescents With Anxiety Disorders: A Randomised Controlled Trial

Jasmijn M. de Lijster¹, Gwendolyn C. Dieleman¹, Elisabeth M.W.J. Utens^{1,2,3}, Jan van der Ende¹, Tamsin M. Alexander⁴, Albert Boon^{4,5}, Manon H.J. Hillegers¹ and Jeroen S. Legerstee^{1*}

¹Department of Child and Adolescent Psychiatry/Psychology, Erasmus MC – Sophia Children’s Hospital, Erasmus University Medical Center, Rotterdam, The Netherlands, ²Research Institute of Child Development and Education, University of Amsterdam, Amsterdam, The Netherlands, ³Academic Center for Child Psychiatry, The Bascule, Department of Child and Adolescent Psychiatry, Academic Medical Center, Amsterdam, The Netherlands, ⁴Lucertis Child and Adolescent Psychiatry, Parnassia Psychiatric Institute, Rotterdam, The Netherlands and ⁵Department of Child and Adolescent Psychiatry, Leiden University Medical Center/Curium, Leiden, The Netherlands

*Corresponding author: Jeroen S. Legerstee, Erasmus Medical Center – Sophia Children’s Hospital, P.O. Box 2060, Wytemaweg 80, 3000 CB, Rotterdam, The Netherlands. Email: j.s.legerstee@erasmusmc.nl

(Received 21 December 2018; accepted 12 March 2019; first published online 3 May 2019)

Abstract

Attention Bias Modification (ABM) targets attention bias (AB) towards threat, which is common in youth with anxiety disorders. Previous clinical trials showed inconsistent results regarding the efficacy of ABM, and few studies have examined the effect of online ABM and its augmented effect with cognitive behavioural therapy (CBT). The aim of the current study was to examine the efficacy of online ABM combined with CBT for children and adolescents with anxiety disorders in a randomised, double-blind, placebo-controlled trial. Children (aged 8–16 years) completed nine online sessions of ABM ($n = 28$) or online sessions of the Attention Control Condition (ACC; $n = 27$) over a period of 3 weeks (modified dot-probe task with anxiety disorder-congruent stimuli), followed by CBT. Primary outcomes were clinician-reported anxiety disorder status. Secondary outcomes were patient-reported anxiety and depression symptoms and AB. Results showed a continuous decrease across time in primary and secondary outcomes ($ps < .001$). However, no differences across time between the ABM and ACC group were found ($ps > .50$). Baseline AB and age did not moderate treatment effects. Online ABM combined with CBT does not show different efficacy compared with online ACC with CBT for children and adolescents with anxiety disorders.

Keywords: attention bias modification; attention bias; cognitive behavioural therapy; anxiety disorders; randomised controlled trial

Anxiety disorders are the most common psychiatric disorders in children and adolescents and are associated with social and academic problems, school dropout, suicidal attempts, and other psychiatric illnesses at a later age (de Lijster et al., 2018; Woodward & Fergusson, 2001). Remarkably, many children with anxiety disorders do not receive treatment (Chavira, Stein, Bailey, & Stein, 2004), and 40% of children who receive treatment do not recover (James, James, Cowdrey, Soler, & Choke, 2015; Weisz et al., 2017). Research has shown that children and adolescents with anxiety disorders show an attention bias (AB), that is, differential attention towards threat compared to neutral stimuli (Abend, de Voogd et al., 2018; Dudeney, Sharpe, & Hunt, 2015). AB has been related to both the onset and

© The Author(s) 2019. This is an Open Access article, distributed under the terms of the Creative Commons Attribution licence (<http://creativecommons.org/licenses/by/4.0/>), which permits unrestricted re-use, distribution, and reproduction in any medium, provided the original work is properly cited.

maintenance of anxiety symptomatology (Waters & Craske, 2016). A promising new treatment that has received much interest is Attention Bias Modification (ABM) for children and adolescents with anxiety disorders (Bar-Haim, 2010). ABM focuses on directing attention away from threat and towards neutral stimuli instead. For adults with anxiety disorders, ABM has been found to be particularly effective when it exerts a significant change in baseline AB (Hakamata et al., 2010; Macleod & Grafton, 2016; Price et al., 2016). As a result, studies have investigated its effect for children and adolescents with anxiety disorders as well.

Several studies have examined the efficacy of ABM for the treatment of anxiety disorders in children and adolescents. A systematic review by Lowther and Newman (2014) described ABM as a promising novel treatment for child and adolescent anxiety. However, the results of previous studies have been fairly inconsistent. The first randomised controlled trial (RCT) by Eldar and colleagues (2012) showed ABM to be superior compared to its placebo condition (i.e., Attention Control Condition [ACC]) with large effect sizes. In contrast, four successive RCT studies found equal efficacy for ABM and ACC (Britton et al., 2013; Ollendick et al., 2019; Pergamin-Hight, Pine, Fox, & Bar-Haim, 2016; Shechner et al., 2014). Likewise, subsequent meta-analyses and review studies have not been conclusive about the effects of ABM compared to ACC for children and adolescents with anxiety disorders (Cristea, Mogoase, David, & Cuijpers, 2015; Mogg, Waters, & Bradley, 2017; Pennant et al., 2015). Several methodological factors have been reported that may explain contrasting results of ABM in alleviating anxiety in children and adolescents. These factors include the setting in which ABM is delivered (Price et al., 2016), the type of stimuli used (Pergamin-Hight, Naim, Bakermans-Kranenburg, & Bar-Haim, 2015), and moderators of treatment efficacy such as the direction and extent of baseline AB and age of the participants (Cristea et al., 2015; Van Bockstaele et al., 2014).

The majority of studies have examined the efficacy of ABM for children and adolescents with anxiety disorders in a laboratory setting and have utilised facial stimuli for ABM. First, ABM has the potential to reduce treatment barriers of accessibility and cost-effectiveness for online, at-home training. Second, although negative facial expressions seem particularly ecological valid to represent threat for children with social phobia (SOP), faces have also been used for a range of other anxiety disorder subtypes. AB is more consistently observed when the stimuli used are anxiety disorder congruent (In-Albon, Kossowsky, & Schneider, 2010; Pergamin-Hight et al., 2015; Waters, Lipp, & Spence, 2004). Therefore, adopting stimuli that are congruent with the targeted anxiety disorder subtypes may enhance the efficacy of ABM. Only one study has examined the effect of ABM delivered partly at home and with the use of general threat words instead of face stimuli. This study, by Chang and colleagues (2018), found relatively more children who received ABM to be treatment responders compared to ACC. However, for children and adolescents with anxiety disorders, words may have less ecological value compared to pictorial stimuli. Furthermore, given the high rate of comorbidity between anxiety disorder subtypes (Wittchen, Lecrubier, Beesdo, & Nocon, 2007), using different types of stimuli that correspond to the anxiety disorders that are targeted could be promising (Abend, de Voogd et al., 2018).

In addition to these methodological factors, some previous studies have examined characteristics of participants that moderate the efficacy of ABM. First, the direction and extent of baseline AB may be related to the effect of ABM, as it is generally aimed to induce an attention away from threat. However, results have been fairly inconsistent with regard to the effect of baseline AB on ABM success (Eldar et al., 2012; Ollendick et al., 2019; Pergamin-Hight et al., 2016). Furthermore, Mogg et al. (2017) highlight that for most ABM studies, participants often do not show AB towards threat. Another factor that has been reported as a moderator is the age of participants. Larger reductions in anxiety after ABM have been shown for older children (Pergamin-Hight et al., 2016).

ABM has been suggested to improve treatment efficacy rates of CBT for children and adolescents with anxiety disorders (Bar-Haim, 2010). The combination of ABM with CBT has been proposed to be beneficial as CBT involves more 'top-down' processes whereas ABM involves 'bottom-up' processes of information (Cisler & Koster, 2010). However, relatively few studies have examined the combined effect of ABM with CBT. Three previous studies have examined the efficacy of ABM-enhanced CBT,

and one study reported significantly more reductions (White *et al.*, 2017), while two other studies did not find an additive effect of ABM on CBT (Britton *et al.*, 2013; Shechner *et al.*, 2014). Thus, more research is needed to elucidate whether ABM has augmenting effects on CBT (Lowther *et al.*, 2014). In these three studies, ABM was delivered in the laboratory before weekly CBT sessions, and stimuli of the ABM procedure consisted of faces.

The aim of the current study is to examine the efficacy of online ABM combined with CBT compared to online ACC with CBT for children and adolescents with anxiety disorders in a randomised, double-blind, placebo-controlled clinical trial. ABM has the potential to become a more accessible treatment when its efficacy can be shown outside the clinic or research centre. Therefore, the current study examined online ABM combined with face-to-face CBT for children and adolescents with anxiety disorders. Building further upon previous research, we utilised a combination of anxiety disorder-congruent stimuli for ABM and ACC. Another aim is to examine baseline AB and age as moderators of treatment success. We hypothesised that children with baseline AB towards threat benefit more from ABM with CBT (and less from ACC with CBT) compared to children with a baseline AB away from threat or no bias. Also, we hypothesised that older children benefit more from ABM (and not ACC) than younger children, as larger AB has been found in adolescents with anxiety disorders (Dudeny *et al.*, 2015). Finally, as only two previous studies reported on follow-up effects at 3 months (Ollendick *et al.*, 2019; Pergamin-Hight *et al.*, 2016), we examined long-term effects of treatment at 6-month follow-up.

Methods

Participants

Eligible for participation in this randomised, double-blind, placebo-controlled, clinical trial were children aged between 8 and 16 years consecutively referred to the outpatient clinic of the Erasmus Medical Center, Sophia Children's Hospital or Lucertis Center for Child and Adolescent Psychiatry between September 2013 and July 2016, along with a primary diagnosis of separation anxiety disorder (SAD), social phobia (SOP), specific phobia (SP), or generalised anxiety disorder (GAD), according to the Anxiety Disorders Interview Schedule for DSM-IV Child and Parent Version (ADIS-IV-C). In total, 66 children fulfilled criteria for participation, of whom informed consent was obtained from 55 children and their parents (response rate 83.3%). Children were randomised via a computerised sequence to either online ABM + CBT ($n = 28$; M age = 11.62 years, $SD = 2.52$, 53.6% male) or online ACC + CBT ($n = 27$; M age = 10.67 years, $SD = 1.91$, 44.4% male). Participating children did not differ regarding gender, age, or severity score of primary anxiety diagnosis compared to eligible children who did not participate ($ps > .10$).

Exclusion criteria

Exclusion criteria were a full scale IQ of 85 or less (Wechsler Intelligence Scale for Children-III: Wechsler, 1991), poor command of the Dutch language, serious physical disease, psychosis, substance abuse, autism spectrum disorders, obsessive-compulsive disorder, posttraumatic stress disorder, acute stress disorder, panic disorder, agoraphobia, major depression disorder, current anxiety medication, and psychotherapy in the past 6 months.

For all participating children, socioeconomic status (SES) was based on the residential area of their families by deriving SES-status z scores (Knol, Boelhouwer, & Veldheer, 2012). This study was approved by the Medical Ethics Committee of the Erasmus Medical Center in Rotterdam (MEC-2013-375) and registered with ClinicalTrials.gov, number NCT03764644.

Sample size and interim futility analysis

We aimed to include 128 children to find a medium effect with 90% statistical power for our primary outcomes, based on the effect of ABM as monotherapy in adult clinical samples (Hakamata *et al.*,

2010). Because of our unsatisfactory inclusion rate over time, the subsidy partner requested an interim futility analysis by an independent researcher when 48 participants were included. As the futility analysis showed a very low conditional power ($P = -3.81$, $p < .0001$) with a futility index above 0.9, the chance of finding different results if we reached our target sample size was futile (Jennison & Turnbull, 1999). Therefore, we independently decided to stop the recruitment of participants before the target sample size was reached. Seven participants who already participated in the study or agreed to participate completed their participation, resulting in a final sample size of 55 children.

Primary Outcomes

Anxiety disorder status

The Anxiety Disorders Interview Schedule for DSM-IV Child and Parent Version The ADIS-IV-C (Siebelink & Treffers, 2001; Silverman & Albano, 1996) was used to measure anxiety disorder status and the number of anxiety disorders. The ADIS-IV-C is a semi-structured interview and consists of a separate child and parent interview. Both parents and children were asked to rate the severity of symptom interference (0 = *not at all*; 8 = *very much*) when a sufficient amount of symptoms were endorsed. Administration of baseline (T1) anxiety disorder status with the ADIS-IV-C by experienced clinicians was part of the regular clinical procedure and hence not videotaped. For the interviews at T2, T3 and T4, administration by the first author (JdL) or a supervised research assistant were video-taped if parents gave their consent (91%). Clinician severity rating (CSR) was based on separate child and parent interviews. For $CSR \geq 4$ an anxiety disorder was classified. Training on the ADIS-IV-C consisted of a workshop, practice interview and supervision by the last author (JL), who is a mental health psychologist. Twenty-six percent of the video-taped administrations were also scored by trained research assistants who were blind to randomisation and outcomes throughout the study for interrater agreement. Because of the dichotomisation of CRS scores for our analyses, interrater agreement was calculated based on anxiety disorder status instead of CRS scores. Interrater agreement across assessments after ABM or ACC (T2), after CBT (T3), and at follow-up (T4) was excellent ($K = 0.94$). The ADIS-IV-C has a good validity (Wood, Piacentini, Bergman, McCracken, & Barrios, 2002) and good to excellent test-retest reliability for the classification of the DSM-IV diagnoses of SAD, SOP, SP, and GAD (Silverman, Saavedra, & Pina, 2001).

Secondary Outcomes

Anxiety symptoms

The Dutch revised version of the Screen for Child Anxiety Related Emotional Disorders (SCARED-R; Birmaher et al., 1997; Muris, Steerneman, & Brinkman, 2000) child, mother, and father report was used to assess anxiety symptoms. Questionnaires consisted of 69 items and a composite score was created by the sum of total scores of all informants divided by the number of informants. The SCARED-R has good internal consistency and moderate child-parent agreements, and excellent convergent validity and good test-retest reliability (Birmaher et al., 1999; Muris et al., 1998). In the current study, internal consistency varied between .92 and .96 across informants and assessments. Correlations for the total score reports between children, mothers, and fathers ranged between $r = .34$ and $r = .79$ ($ps < .05$).

Depression symptoms

Child depression symptoms were assessed using the Child Depression Inventory (CDI; Kovacs, 1992; Timbremont & Braet, 2002), a 27-item questionnaire with good reliability (Finch, Saylor, Edwards, & McIntosh, 1987) and validity (Timbremont, Braet, & Dreesen, 2004). The CDI total score is the sum of all items, with higher scores representing more depressive symptoms. In the current study, internal consistency varied between .75 and .85 across assessments.

Attention Bias Measurement and Modification

Dot-probe task

AB in children was measured with the dot-probe detection task. This task was programmed using E-prime v2.0 (Psychology Software Tools, Inc.) and presented on a Fujitsu Lifebook computer in a quiet room with minimal visual and auditory distractions. In this task, a cross appeared in the middle of the screen for 500 ms followed by two pictures shown simultaneously (left and right) for 500 ms for each trial. Picture pairs were either threatening-neutral (128 trials) or neutral-neutral (32 trials) and followed by a probe in the spatial location previously occupied by one of the pictures. Probes consisted of two dots that were either placed next to each other (..) or above each other (:) and were shown until one of the corresponding labelled keys were pressed. Participants were instructed to respond as accurately and quickly as possible. After ten practice trials, four blocks consisting of 40 trials each (160 trials in total) were performed. For threatening-neutral pairs, probes appeared in half of the trials at the same spatial location as the threatening picture (congruent trials) and in half of the trials at the opposite location of the threatening picture (incongruent trials).

Stimuli reflected all included anxiety disorders, with 40 stimuli pairs per subtype (SAD, SOP, SP, and GAD). For SAD, pictures that showed either separation (threatening) or reuniting (neutral) social scenarios of adults and children were used (In-Albon, Dubi, Rapee, & Schneider, 2009). Pictures of faces expressing anger or disgust (threatening), or neutral faces from a set of Japanese and Caucasian facial expressions of emotions (JACFEE; Biehl, et al., 1997; Matsumoto & Ekman, 1988) were used to reflect SOP. For SP, pictures were selected from the International Affective Picture System (IAPS; Lang, Bradley, & Cuthbert, 1997) of animals (e.g., a barking dog), blood, and threatening phenomena in nature, along with neutral pictures. Four additional pictures of a tunnel and elevator were taken to ensure full coverage of different phobias. The first three blocks showed the SAD, SOP, and SP stimuli per participant in a randomised order. In the final block, threat-related and neutral words were selected from the Dutch Affective Words List for GAD (Moors et al., 2013). Both the location and type of the probes, number of (in)congruent trials, and type of stimuli (for the first three blocks) were counterbalanced across trials. In this study, we calculated both disorder-congruent AB and average AB across anxiety disorder stimuli subtype as all children were presented with the same, mixed stimuli set.

Reaction times (RTs) were excluded from trials with errors, and if RTs were <200 ms, >1500 ms, and when >2.5 *SD* above the participant's mean RT. The average amount of missing trials was 15.1% (T1). In line with previous studies, AB scores were calculated by subtracting the average RT on congruent trials from the average RT on incongruent trials (Roy et al., 2008). Positive values represent greater attention towards threatening compared to neutral stimuli, whereas negative values reflect attention away from the threatening relative to neutral stimuli.

Online ABM and ACC

Online ABM or ACC comprised a browser-based (Google Chrome or Firefox), nine-session program children followed over a period of three weeks. Online ABM and ACC consisted of the same stimuli, presentation time, and number of trials, as used in the dot-probe task. Probes always appeared in the spatial location of the neutral picture in the ABM, whereas the spatial location was counterbalanced in the ACC. Online ABM or ACC was monitored by the first author (JdL) by verifying the completion of the scheduled sessions in the remote online system. Parents were contacted to reschedule the session if children had not completed the session on a previously agreed day (online ABM and ACC adherence = 99.8%). For one participant, one of the nine sessions could not be rescheduled and was missed. Both groups had similar accuracy rates, as the average number of errors did not differ between the ABM group, $M = 7.14$, $SD = 4.97$ and ACC group, $M = 7.42$, $SD = 3.87$, $t(53) = -0.24$, $p > .8$. Also, mean reaction time (RT) was the same for the ABM group, $M = 1039.21$, $SD = 359.67$, and ACC group, $M = 1040.74$, $SD = 315.83$, $t(53) = -0.02$, $p = 1.0$.

Cognitive Behavioural Therapy (CBT)

Children followed individual CBT with the Dutch translation of the FRIENDS for Life program for children and adolescents (Barrett, 2014; Utens, de Nijs, & Ferdinand, 2001). This treatment comprises psychoeducation, relaxation and breathing exercises, exposure, problem-solving, social support training, and cognitive restructuring. The individual application of the FRIENDS program for children and adolescents with clinical anxiety includes ten weekly sessions and two booster sessions. CBT was given by licensed mental health psychologists or supervised master-level psychologists in training. CBT adherence was coded via a standardised protocol by trained research assistants, and analysis of a random selection of videotaped sessions showed that therapists adhered sufficiently (M CBT adherence = 2.45, SD = 0.48, scale range 0 = *not at all* to 3 = *excellent*) to the CBT protocol.

Procedure

Figure 1 displays the flow of participants throughout the study. The ADIS-IV-C, SCARED-R, and CDI were completed before participation in the study as part of the regular clinical procedures. At baseline assessment (T1), children completed the AB task and were randomly assigned to the ABM or ACC group. Children, parents, therapists and researchers were blind to the training condition. On the same day, children and parents were instructed about the online training. One week after online ABM or ACC, the second assessment (T2, total n = 55) took place. After CBT, children, and parents participated in the T3 assessment. Children and parents who were in the study at T3 were invited to participate 6 months after T3 for follow-up measurement (T4: M follow-up time in months = 5.93, SD = 0.62). Information about additional treatment (e.g., separate parent sessions, medication) was gathered at T4.

Statistical Analyses

To test for group differences in demographic and clinical characteristics at baseline we conducted chi-square tests and t tests. One-sample t tests were used to assess whether threat biases were significantly different from zero at baseline in both groups separately.

All time-related analyses were conducted with generalised estimating equations (GEE; Zeger & Liang, 1986; Zeger, Liang, & Albert, 1988). GEE allows for correlated observations (i.e., repeated measurements), accounts for missing data under the missing-at-random assumption, and accommodates outcomes that are normal, categorical, or count variables. For all analyses, we used an unstructured correlation matrix. Data were included from all participants who were randomised and completed at least one assessment (i.e., intention-to-treat analysis).

We used GEE for our primary and secondary outcomes. For the dichotomous outcome anxiety disorder status (primary outcome) we selected a binomial distribution and logit link function. For the count outcome number of anxiety disorders, a Poisson distribution with an identity link function was selected. For the continuous outcomes of anxiety symptoms, depression symptoms, and AB score a normal distribution with an identity link function was selected. For each outcome, we conducted two separate analyses. First, we examined the time interval including T1, T2, and T3. Second, we examined the interval from T3 to T4. In each analysis, we investigated the effect of group (ABM + CBT vs. ACC + CBT), time, and the interaction between group and time. The group-by-time interaction tested the treatment effect hypothesis of better primary and secondary outcomes over time for the ABM + CBT relative to the ACC + CBT group. Long-term treatment effects from T3 to T4 at follow-up were modelled with separate GEE analyses for all outcome measures because of the possibility that children received additional psychological treatment after CBT. Therefore, additional treatment (yes or no) was added to correct the analyses of long-term treatment effects. In addition, separate analyses for moderators of treatment effects (i.e., three-way interactions with the interaction between group and time and the moderators) from T1 to T3 and from T3 to T4

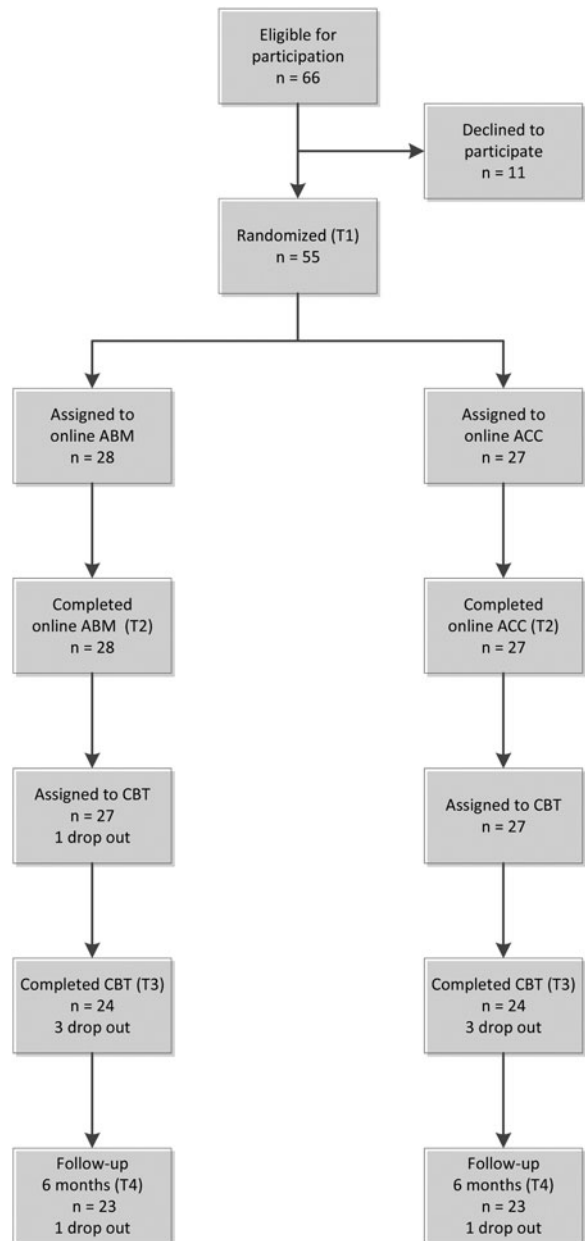


Figure 1. Flow of participants. Note: One participant from the ABM group needed more intensive treatment because of school-refusal and was not assigned to CBT. During CBT, six participants dropped out of the study equally divided over the ABM and ACC group (T3, total $n = 48$). Reasons for drop-out were unwillingness to continue CBT ($n = 3$) and worsening of symptoms ($n = 3$). At follow-up, 46 children participated with one drop-out (due to the perceived burden of the assessment) in each condition.

were conducted with age and baseline AB as continuous, centred variables. Statistical significance was determined using $\alpha = .05$. All analyses were performed with SPSS version 24.

Results

Baseline Measures

No differences were found between groups regarding demographic and clinical characteristics (see Table 1). Average baseline AB scores were normally distributed and similar across groups. AB in the ABM group was not significantly different from zero ($t = 0.42, p = .68$), whereas the ACC group

Table 1. Descriptive and Diagnostic Characteristics for Children in the Attention Bias Modification (ABM) + Cognitive Behavioural Therapy (CBT) Group and Attention Control Condition (ACC) + CBT Group at Baseline (T1)

	ABM + CBT group		ACC + CBT group		Between-groups statistics
	(n = 28)		(n = 27)		
Demographics^a					
Gender, boys (%)	15	(53.6%)	12	(44.4%)	$\chi^2 = 0.46, p = .50$
Age (years)	11.62	± 2.52	10.67	± 1.91	$t = 0.57, p = .12$
SES	0.15	± 1.27	0.28	± 1.33	$t = -0.37, p = .72$
Diagnoses^b					
ADIS-IV-C CRS ≥ 4, n (%)					
Separation anxiety disorder	6	(21.4%)	9	(33.3%)	$\chi^2 = 0.98, p = .32$
Social phobia	12	(42.9%)	7	(25.9%)	$\chi^2 = 1.74, p = .19$
Specific phobia	13	(46.4%)	12	(44.4%)	$\chi^2 = 0.02, p = .88$
Generalised anxiety disorder	17	(60.7%)	12	(44.4%)	$\chi^2 = 1.46, p = .23$
Primary ADIS-IV-C CRS	5.86	± 1.18	6.04	± 0.90	$t = -0.64, p = .53$
Outcome measures at baseline^c					
Number of anxiety disorders	1.82	± 1.12	1.89	± 1.12	$t = -0.22, p = .83$
Anxiety symptoms (SCARED-R)	48.88	± 16.60	51.94	± 18.62	$t = -0.65, p = .52$
Depression symptoms (CDI)	14.48	± 8.20	10.85	± 6.66	$t = 1.78, p = .09$
Attention bias	3.39	± 42.89	19.52	± 46.24	$t = -1.34, p = .19$

Note: ^aSocioeconomic status represents a continuous (status) z score; ^bClinical severity rating (CRS) for the Anxiety Disorders Interview Schedule for DSM-IV Child and Parent Version (ADIS-IV-C); ^cSCARED-R = Screen for Child Anxiety Related Emotional Disorders; CDI = Child Depression Inventory.

showed a bias towards threat ($t = 2.19, p = .037$). In the combined ABM and ACC sample, anxiety disorder-congruent AB was not significantly different from zero for children and adolescents with SAD ($n = 15, M = 24.42, SD = 62.16, t = 1.52, p = .15$), SOP ($n = 19, M = -19.09, SD = 69.84, t = -1.19, p = .25$), SP ($n = 25, M = -19.39, SD = 100.99, t = -0.84, p = .41$), and GAD ($n = 29, M = 12.42, SD = 95.06, t = 0.70, p = .49$). Therefore, further analyses with AB concern average AB and not anxiety disorder-congruent AB. The number of children that received additional treatment after CBT was the same for the ABM ($n = 4, 17.4%$) and ACC ($n = 6, 26.1%$) groups, $\chi^2(1) = 0.51, p = .48$.

Treatment Effects

Primary outcomes

Figure 2 and Table 2 show anxiety disorder status of children in the ABM and ACC group at T2, T3, and T4. Analyses indicated a significant change over time from T1 to T3 (Wald = 23.02, $b = -0.17, SE = 0.05, p < .001$) and from T3 to T4 (Wald = 11.04, $b = -0.08, SE = 0.04, p = .046$). However, no significant main effect of group or interaction effect between group and time was found. After 3-week online ABM and online ACC, 18.2% of the children no longer met the criteria for anxiety disorder status. After CBT, this percentage increased to 47.9%. At T4, 76.1% of the children were anxiety-disorder free.

Figure 3a and Table 2 show the change in the number of anxiety disorders across treatment and at follow-up. Although the decrease in the number of anxiety disorders was significant from T1 to T3 (Wald = 17.59, $b = -0.06, SE = 0.02, p < .001$) and from T3 to T4 (Wald = 11.00, $b = -0.06,$

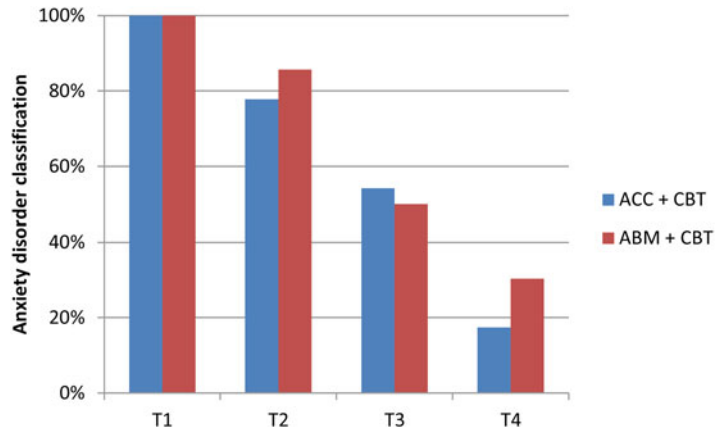


Figure 2. Changes in Anxiety Disorder Classification (ADIS-IV-C) throughout the study for the Attention Bias Modification (ABM) + Cognitive Behavioural Therapy (CBT) groups and the Attention Control Condition (ACC) and CBT groups.

$SE = 0.02$, $p < .001$), no significant interaction effect between group and time or main effect of group was detected. From T3 to T4 a main effect for additional treatment was found (Wald = 4.11, $b = 0.83$, $SE = 0.41$, $p = .043$). Thus, for children who received additional treatment, the further decline in number of anxiety disorders from T3 to T4 was less evident. No significant interaction effect between group and time or main effect of group was found from T3 to T4.

Secondary outcomes

Figure 3b and 3c, and Table 2 show the change in patient-reported anxiety and depression symptoms across treatment and at follow-up. Anxiety symptomatology decreased continuously throughout treatment from T1 to T3 (Wald = 17.96, $b = -0.52$, $SE = 0.16$, $p = .001$), but no changes were apparent from T3 to T4 (Wald = 2.38, $b = -0.20$, $SE = 0.13$, $p = .12$). No significant main effect of group or interaction effects between group and time were found.

Child-reported depression symptoms decreased from T1 to T3 (Wald = 32.35, $b = -0.46$, $SE = 0.11$, $p < .001$), whereas no significant main or interaction effects were found. At T4, a significant interaction effect between group and time was found (Wald = 4.95, $b = -0.16$, $SE = 0.07$, $p = .026$), with a larger decrease of depression symptoms for children in the ACC + CBT group compared to the ABM + CBT group. Also, a main effect for additional treatment (Wald = 5.41, $b = 4.60$, $SE = 1.98$, $p = .020$) was found, but no main effect of group or time.

Changes in AB from T1 to T3 were not significant across time (Wald = 1.06, $b = -0.77$, $SE = 0.66$, $p = .24$), and no interaction effect between group and time or main effect of group was found. From T3 to T4, a main effect of group (Wald = 4.62, $b = 39.58$, $SE = 18.41$, $p = .032$) and an interaction effect between group and time was found for changes in AB (Wald = 3.87, $b = -1.76$, $SE = 0.90$, $p = .049$). Although the direction of AB change from T3 to T4 was different across groups, AB at both assessments for the ABM + CBT group and ACC + CBT group were not significantly different from zero (Table 2).

Moderators of treatment effects

For both primary or secondary outcomes, no significant, three-way interactions between group, time, and the moderators' baseline AB and age were found from T1 to T3 and from T3 to T4. Therefore, moderators of treatment effects were examined without the effect of group in the model. Also, for these analyses of primary and secondary outcomes, no significant two-way interactions of time and the moderators were found.

Table 2. Descriptive Statistics of the Outcome Measures Throughout the Study for the Attention Bias Modification (ABM) + Cognitive Behavioural Therapy (CBT) Group and Attention Control Condition (ACC) + CBT Group

	Baseline (T1)		Post-ABM or ACC (T2)		After CBT (T3)		Follow-up (T4)	
<i>N</i>	55		55		48		46	
ADIS-IV-C anxiety disorder								
ABM + CBT	28	(100%)	24	(85.7%)	12	(50.0%)	7	(30.4%)
ACC + CBT	27	(100%)	21	(77.8%)	13	(54.2%)	4	(17.4%)
Number of anxiety disorders								
ABM + CBT	1.82	± 1.12	1.48	± 1.22	0.79	± 1.25	0.43	± 0.79
ACC + CBT	1.89	± 1.12	1.54	± 1.14	0.92	± 1.21	0.35	± 0.93
SCARED-R combined report total score								
ABM + CBT	48.88	± 16.59	35.57	± 19.93	27.51	± 19.92	24.97	± 17.39
ACC + CBT	51.94	± 18.62	34.27	± 15.23	24.51	± 10.60	21.54	± 14.25
CDI mean score								
ABM + CBT	14.48	± 8.20	8.96	± 4.79	6.04	± 5.00	6.57	± 6.18
ACC + CBT	10.85	± 6.66	7.33	± 4.88	5.29	± 3.64	4.13	± 3.56
Attention bias ^{a,b}								
ABM + CBT	3.39	± 42.89	11.58 ^b	± 38.96	-5.65	± 26.99	8.03	± 29.36
ACC + CBT	19.52 ^a	± 46.24	-7.42 ^b	± 44.37	10.67	± 28.66	1.51	± 33.81

Note: ^aAverage attention bias score significantly different from zero; ^bCases with too few trials removed at T2 (one participant of the ABM + CBT and one participant of the ACC + CBT). ADIS-IV-C = Anxiety Disorders Interview Schedule for Children; SCARED-R = Screen for Child Anxiety Related Emotional Disorders; CDI = Child Depression Inventory.

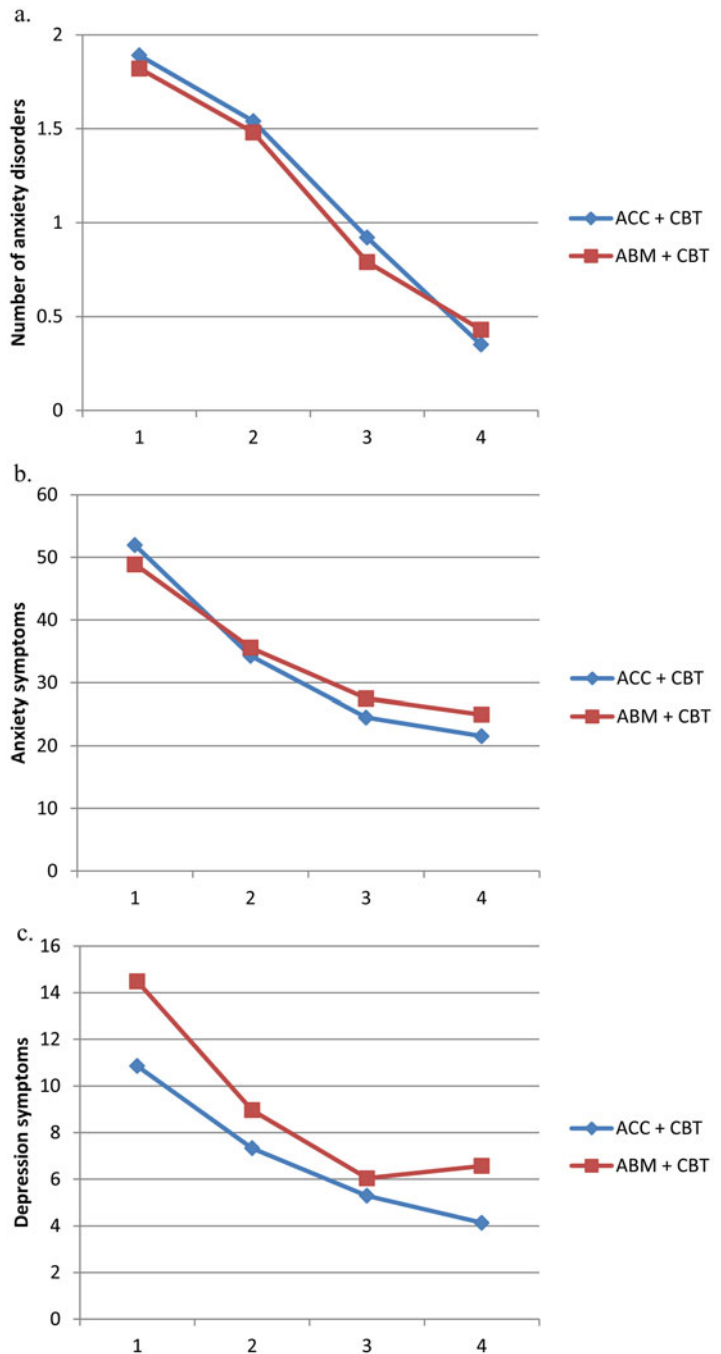


Figure 3. Change in the number of anxiety disorders (a), anxiety symptoms (b), and depression symptoms (c) after Attention Bias Modification (ABM) and the Attention Control Condition (ACC; T2), cognitive behavioural therapy (CBT; T3) and at 6-month follow-up (T4).

Discussion

This randomised, double-blind, placebo-controlled clinical trial examined the efficacy of online ABM combined with CBT for children and adolescents with anxiety disorders. Building further upon current knowledge in the field of ABM, we utilised anxiety disorder-congruent stimuli with the four included anxiety disorder subtypes to improve the targeting of AB. Moreover, we examined baseline

AB and age as moderators of ABM efficacy. Finally, we conducted a long-term follow-up of all children 6 months after they completed ABM combined with CBT or ACC combined with CBT.

Although online attention training (ABM and ACC) combined with CBT was effective in reducing both clinician-rated anxiety disorders and patient-reported anxiety and depression symptomatology, no differences were found between the ABM and ACC condition. The results indicate that when ABM is delivered online, with stimuli that match all anxiety disorders targeted and in combination with CBT, it is no more effective than ACC. Thus although the current study used a different methodological approach than previous studies, we did not find a superior effect of ABM. This finding is in line with four previous RCTs in children with anxiety disorders (Britton et al., 2013; Ollendick et al., 2019; Pergamin-Hight et al., 2016; Shechner et al., 2014). A significant augmented effect of ABM over ACC has only been reported by one study for clinician-rated symptoms, but not for anxiety disorder status (White et al., 2017). Therefore, results of the current and previous studies show that ABM as an adjunct to CBT does not have a superior effect on anxiety disorder status and that the findings for a beneficial effect of ABM over ACC for patient-reported outcomes are inconsistent and at most modest. Even if there are modest effects of ABM on patient-reported outcomes, these do not outperform the general effectiveness of CBT for anxiety disorders in children and adolescents (James et al., 2015).

Clinician-reported and patient-reported anxiety symptomatology decreased continuously for children in both the ABM and ACC conditions throughout the study. In line with previous studies, decreases in anxiety symptoms were not accompanied by changes in AB (Mogg, Waters, & Bradley, 2017). Possibly other mechanisms are involved in the reduction of anxiety during attention training. Both ABM and ACC have been previously described to increase top-down cognitive control over processing threat stimuli irrelevant to the task performed, that is, attentional control. Top-down cognitive control is the deployment of attention that is based on voluntary goals and expectations (Itti & Koch, 2001). Poor attentional control has previously been associated with AB in anxious individuals (Derryberry & Reed, 2002). Therefore, an increase in top-down cognitive control might explain the decreases in anxiety symptoms in both training conditions (Cisler & Koster, 2010).

Reductions in anxiety symptoms in both attention training groups may also be due to exposure to threatening stimuli. This explanation is also proposed in the review of Mogg and colleagues (2017). Numerous studies have shown that exposure is a very effective strategy to diminish anxiety problems (Seligman & Ollendick, 2011; Weisz et al., 2017). Future studies are needed to examine the influence of exposure on attention training effects; for example, by comparing ABM and ACC to an exposure control condition in which patients are only exposed to threatening stimuli. In addition, a placebo control condition with exposure to neutral stimuli should be incorporated to rule out that decreases in anxiety are attributable to retest effects that are commonly observed within clinical samples (Arrindell, 2001).

Our study is the first to examine the effect of ABM and ACC delivered fully online in a clinical sample of children and adolescents with anxiety disorders. In contrast to our findings, relatively more children were found to be treatment responders in the ACM group than the ACC group by Chang and colleagues (2018). However, children in the study by Chang et al. also completed an ABM or ACC session at the laboratory, besides performing the training at home for eight sessions. Other studies with full online delivery also did not find a beneficial effect of ABM compared to ACC for subclinical anxiety symptoms in adolescents (de Voogd et al., 2016; Sportel, de Hullu, de Jong, & Nauta, 2013) and adults with SOP (Boettcher et al., 2013; Enock, Hofmann, & McNally, 2014; Neubauer et al., 2013). Although treatment adherence in our study was almost perfect (99.8%) and children made relatively few errors during attention training, mean RTs were rather large. Children may respond differently to ABM at home than in a research or hospital setting because of several reasons. Performing the training in an uncontrolled setting most likely brings along distractions, which was shown in the current study by relatively large RTs. Also, training in a research centre may be related to other non-specific effects such as treatment structure, motivation, and the participants' outcome expectations, also described as a variant of the experimenter effect (Cristea, Kok, & Cuijpers, 2015; Linetzky, Pergamin-Hight, Pine, & Bar-Haim, 2015). When performed at home,

more explicit learning could be achieved by introducing explicit goal-setting, feedback, and variation of training to increase engagement (Mogg & Bradley, 2018). For example, a series of studies by Waters and colleagues (Waters, Pittaway, Mogg, Bradley & Pine, 2013; Waters *et al.*, 2015, 2016) found a novel online attention training, including techniques to consolidate the positive-search strategies, to be more effective than a control condition or wait-list control group for children with anxiety disorders.


In the current study, baseline AB and age neither moderated the effect of ABM, nor explained differences in symptom reduction throughout the study. A previous study found the efficacy of ABM relative to ACC for children with SOP above the age of 13 (Pergamin-Hight *et al.*, 2016). The median age of our sample was lower (10 years), and this might explain why we did not find a moderating effect of age. Moreover, recent studies found a positive association between treatment gains and baseline AB for adults and not for children or adolescents (Abend, de Voogd *et al.*, 2018; Abend, Naim *et al.*, 2018). We also did not find baseline AB to be related to the efficacy of ABM, which is generally in line with previous studies (Ollendick *et al.*, 2019; Pergamin-Hight *et al.*, 2016). It should also be noted that children in the ABM, whose attention was trained towards neutral, did not show a baseline bias, whereas children in the ACC group showed a bias towards threat. In contrast to our expectations, children and adolescents did not show an anxiety disorder-congruent AB at baseline. This could also explain why in our study ABM was not superior to ACC. Another explanation is low reliability and a paucity of research on the psychometric properties of the dot-probe task (Cisler, Bacon & Williams, 2009; Roy, Dennis & Warner, 2015).

The current study has several strengths worth mentioning. By using online ABM and ACC, this is the first study to examine the efficacy of online ABM combined with CBT for children and adolescents with anxiety disorders. In addition, by combining stimuli that matched all included anxiety disorders, content-specificity of the training was attuned. Nevertheless, the current study should also be seen in the light of the following limitations. Our sample size was low, which may have hampered detecting significant effects. However, as futility analyses showed a very low chance of finding a significant effect when our target sample size was reached, lack of statistical power was limited to the moderation analyses. Although the training stimuli represented all included anxiety disorders, stimuli were not personalised. Also, the stimuli used to represent SAD consisted of more complex pictures (*i.e.*, scenes of children separating or reuniting with a parent) than the other stimuli. Even though comorbidity in the current study was high and we specifically aimed to target this, the combination of stimuli that required more processing (SAD and GAD), with less complex stimuli (SOP and SP) may have also led to the measurement and training of different stages of AB. Finally, we did not include a CBT-only condition to contrast findings of the ABM and ACC group.

The findings of the current study have several implications for clinical practice and future research. As our study adds to the growing body of research that questions the efficacy of ABM for children and adolescents with anxiety disorders, implementing ABM into clinical practice is not advised. Although we used anxiety disorder-specific stimuli, this did not lead to improved efficacy of ABM. More research is needed that examines which elements of ABM explain decreases in anxiety symptoms, such as increases in top-down cognitive control during exposure of threatening stimuli regardless of bias modification. In addition, combining training attention control with more goal-oriented exercises may be more effective in addressing the complex circuit of cognitive control functions involved in anxiety (Mogg *et al.*, 2017).

Conclusion

We did not find a benefit of online ABM with anxiety disorder-congruent stimuli in combination with CBT for the treatment of children and adolescents with anxiety disorders in a randomised, double-blind, placebo-controlled trial. Although anxiety symptomatology decreased throughout the study and improvements remained at the 6-month follow-up, no differences between ABM and ACC were found. More research is needed to identify active elements of attention training for children and adolescents with anxiety disorders.

Author ORCIDs.  Jasmijn M. de Lijster, 0000-0002-7322-7877.

Funding. This work was supported by the Sophia Children's Hospital Research Foundation (SSWO), Project S13-11 and the Coolsingel Foundation, Project 251.

Declaration of interest. None.

Ethical standards. The authors assert that all procedures contributing to this work comply with the ethical standards of the relevant national and institutional committees on human experimentation and with the Helsinki Declaration of 1975, as revised in 2008.

References

- Abend R, de Voogd L, Salemink E, Wiers RW, Pérez-Edgar K, Fitzgerald A ... Bar-Haim Y** (2018). Association between attention bias to threat and anxiety symptoms in children and adolescents. *Depression and Anxiety*, **35**, 229–238.
- Abend R, Naim R, Pergamin-Hight L, Fox NA, Pine DS and Bar-Haim Y** (2018). Age moderates link between training effects and treatment response to attention bias modification treatment for social anxiety disorder. *Journal of Abnormal Child Psychology*, Advance online publication. doi:10.1007/s10802-018-0494-7
- Arrindell WA** (2001). Changes in waiting-list patients over time: Data on some commonly-used measures. Beware! *Behaviour Research Therapy*, **39**, 1227–1247.
- Bar-Haim Y** (2010). Research review: Attention bias modification (ABM): A novel treatment for anxiety disorders. *Journal of Child Psychology and Psychiatry*, **51**, 859–870.
- Barrett PM** (2014). *Friends for life: Group leader's manual for children*. Brisbane, Australia: Pathways Health and Research Centre.
- Biehl M, Matsumoto D, Ekman P, Hearn V, Heider K, Kudoh T and Ton V** (1997). Matsumoto and Ekman's Japanese and Caucasian Facial Expressions of Emotion (JACFEE): Reliability data and cross-national differences. *Journal of Nonverbal Behavior*, **21**, 3–21.
- Birmaher B, Brent DA, Chiappetta L, Bridge J, Monga S and Baugher M** (1999). Psychometric properties of the Screen for Child Anxiety Related Emotional Disorders (SCARED): A replication study. *Journal of the American Academy of Child Adolescent Psychiatry*, **38**, 1230–1236.
- Birmaher B, Khetarpal S, Brent D, Cully M, Balach L, Kaufman J and Neer SM** (1997). The Screen for Child Anxiety Related Emotional Disorders (SCARED): Scale construction and psychometric characteristics. *Journal of the American Academy of Child Adolescent Psychiatry*, **36**, 545–553.
- Boettcher J, Leek L, Matson L, Holmes EA, Browning M, MacLeod C, Andersson G and Carlbring P** (2013). Internet-based attention bias modification for social anxiety: A randomised controlled comparison of training towards negative and training towards positive cues. *PLoS One*, **8**, e71760.
- Britton JC, Bar-Haim Y, Clementi MA, Sankin LS, Chen G, Shechner T ... Pine DS** (2013). Training-associated changes and stability of attention bias in youth: Implications for Attention Bias Modification Treatment for pediatric anxiety. *Developmental Cognitive Neuroscience*, **4**, 52–64.
- Chang SW, Kuckertz JM, Bose D, Carmona AR, Piacentini J and Amir N** (2018). Efficacy of attention bias training for child anxiety disorders: A randomized controlled trial. *Child Psychiatry and Human Development*, Advance online publication. Retrieved from <https://link.springer.com/article/10.1007%2Fs10578-018-0832-6>
- Chavira DA, Stein MB, Bailey K and Stein MT** (2004). Child anxiety in primary care: Prevalent but untreated. *Depression and Anxiety*, **20**, 155–164.
- Cisler JM, Bacon AK and Williams NL** (2009). Phenomenological characteristics of attentional biases towards threat: A critical review. *Cognitive Therapy and Research*, **33**, 221–234.
- Cisler JM and Koster EH** (2010). Mechanisms of attentional biases towards threat in anxiety disorders: An integrative review. *Clinical Psychology Review*, **30**, 203–216.
- Cristea IA, Kok RN and Cuijpers P** (2015). Efficacy of cognitive bias modification interventions in anxiety and depression: Meta-analysis. *The British Journal of Psychiatry*, **206**, 7–16.
- Cristea IA, Mogoase C, David D and Cuijpers P** (2015). Practitioner review: Cognitive bias modification for mental health problems in children and adolescents: A meta-analysis. *Journal of Child Psychology and Psychiatry*, **56**, 723–734.
- de Lijster JM, Dieleman GC, Utens E, Dierckx B, Wierenga M, Verhulst FC and Legerstee JS** (2018). Social and academic functioning in adolescents with anxiety disorders: A systematic review. *Journal of Affective Disorders*, **230**, 108–117.
- de Voogd EL, Wiers RW, Prins PJM, de Jong PJ, Boendermaker WJ, Zwitter RJ and Salemink E** (2016). Online attention bias modification training targeting anxiety and depression in unselected adolescents: Short- and long-term effects of a randomized controlled trial. *Behaviour Research and Therapy*, **87**, 11–22.
- Derryberry D and Reed MA** (2002). Anxiety-related attentional biases and their regulation by attentional control. *Journal of Abnormal Child Psychology*, **111**, 225–236.
- Dudeny J, Sharpe L and Hunt C** (2015). Attentional bias towards threatening stimuli in children with anxiety: A meta-analysis. *Clinical Psychology Review*, **40**, 66–75.

- Eldar S, Apter A, Lotan D, Edgar KP, Naim R, Fox NA, ... Bar-Haim Y (2012). Attention bias modification treatment for pediatric anxiety disorders: A randomized controlled trial. *American Journal of Psychiatry*, **169**, 213–220.
- Enock PM, Hofmann SG and McNally RJ (2014). Attention Bias Modification Training via smartphone to reduce social anxiety: A randomized, controlled multi-session experiment. *Cognitive Therapy and Research*, **38**, 200–216.
- Finch AJ, Saylor CF, Edwards GL and McIntosh JA (1987). Children's Depression Inventory: Reliability over repeated administrations. *Journal of Clinical Child Psychology*, **16**, 339–341.
- Hakamata Y, Lissek S, Bar-Haim Y, Britton JC, Fox NA, Leibenluft E, Ernst M and Pine DS (2010). Attention bias modification treatment: A meta-analysis toward the establishment of novel treatment for anxiety. *Biological Psychiatry*, **68**, 982–990.
- In-Albon T, Dubi K, Rapee RM and Schneider S (2009). Forced choice reaction time paradigm in children with separation anxiety disorder, social phobia, and nonanxious controls. *Behaviour Research Therapy*, **47**, 1058–1065.
- In-Albon T, Kossowsky J and Schneider S (2010). Vigilance and avoidance of threat in the eye movements of children with separation anxiety disorder. *Journal of Abnormal Child Psychology*, **38**, 225–235.
- Itti L and Koch C (2001). Computational modelling of visual attention. *Nature Reviews Neuroscience*, **2**, 194–203.
- James AC, James G, Cowdrey FA, Soler A and Choke A (2015). Cognitive behavioural therapy for anxiety disorders in children and adolescents. *Cochrane Database Systematic Reviews*, CD004690.
- Jennison C and Turnbull BW (1999). *Group sequential methods with applications to clinical trials*. London: Chapman and Hall.
- Knol F, Boelhouwer J and Veldheer V (2012). *Summary: Neighbourhood status development in the Netherlands 1998–2010*. Den Haag, the Netherlands: Sociaal en Cultureel Planbureau.
- Kovacs M (1992). *The Children's Depression Inventory (CDI) manual*. North Tonawanda, NY: Multi-Health Systems.
- Lang PJ, Bradley MM and Cuthbert BN (1997). *International Affective Picture System (IAPS): Technical manual and affective ratings*. Gainesville, SF: NIMH Center for the Study of Emotion and Attention.
- Linetzky M, Pergamin-Hight L, Pine DS and Bar-Haim Y (2015). Quantitative evaluation of the clinical efficacy of attention bias modification treatment for anxiety disorders. *Depression and Anxiety*, **32**, 383–391.
- Lowther H and Newman E (2014). Attention bias modification (ABM) as a treatment for child and adolescent anxiety: A systematic review. *Journal of Affective Disorders*, **168**, 125–135.
- Macleod C and Grafton B (2016). Anxiety-linked attentional bias and its modification: Illustrating the importance of distinguishing processes and procedures in experimental psychopathology research. *Behaviour Research and Therapy*, **86**, 68–86.
- Matsumoto D and Ekman P (1988). *Japanese and Caucasian Facial Expressions of Emotion (JACFEE)*. San Francisco, CA: Intercultural and Emotion Research Laboratory, Department of Psychology, San Francisco State University.
- Mogg K and Bradley BP (2018). Anxiety and threat-related attention: Cognitive-motivational framework and treatment. *Trends in Cognitive Sciences*, **22**, 225–240.
- Mogg K, Waters AM and Bradley BP (2017). Attention Bias Modification (ABM): Review of effects of multisession ABM training on anxiety and threat-related attention in high-anxious individuals. *Clinical Psychological Science*, **5**, 698–717.
- Moors A, De Houwer J, Hermans D, Wanmaker S, van Schie K, Van Harmelen AL ... Brysbaert M (2013). Norms of valence, arousal, dominance, and age of acquisition for 4,300 Dutch words. *Behaviour Research Methods*, **45**, 169–177.
- Muris P, Merckelbach H, Mayer B, van Brakel A, Thissen S, Moulart V and Gadet B (1998). The Screen for Child Anxiety Related Emotional Disorders (SCARED) and traditional childhood anxiety measures. *Journal of Behavior Therapy and Experimental Psychiatry*, **29**, 327–339.
- Muris P, Steerneman P and Brinkman D (2000). De Nederlandse versie van de SCARED (SCARED-NL): Een nieuwe angstvragenlijst voor kinderen. *Gedragstherapie*, **33**, 63–72.
- Neubauer K, von Auer M, Murray E, Petermann F, Helbig-Lang S and Gerlach AL (2013). Internet-delivered attention modification training as a treatment for social phobia: A randomized controlled trial. *Behaviour Research and Therapy*, **51**, 87–97.
- Ollendick TH, White SW, Richey J, Kim-Spoon J, Ryan SM, Wieckowski AT ... Smith M (2019). Attention bias modification treatment for adolescents with social anxiety disorder. *Behavior Therapy*, **50**, 126–139.
- Pennant ME, Loucas CE, Whittington C, Creswell C, Fonagy P, Fuggle P, ... Kendall T (2015). Computerised therapies for anxiety and depression in children and young people: A systematic review and meta-analysis. *Behaviour Research and Therapy*, **67**, 1–18.
- Pergamin-Hight L, Naim R, Bakermans-Kranenburg MJ, van IMH and Bar-Haim Y (2015). Content specificity of attention bias to threat in anxiety disorders: A meta-analysis. *Clinical Psychology Review*, **35**, 10–18.
- Pergamin-Hight L, Pine DS, Fox NA and Bar-Haim Y (2016). Attention bias modification for youth with social anxiety disorder. *Journal of Child Psychology and Psychiatry*, **57**, 1317–1325.
- Price RB, Wallace M, Kuckertz JM, Amir N, Graur S, Cummings L ... Bar-Haim Y (2016). Pooled patient-level meta-analysis of children and adults completing a computer-based anxiety intervention targeting attentional bias. *Clinical Psychology Review*, **50**, 37–49.
- Roy AK, Vasa RA, Bruck M, Mogg K, Bardley BP, Sweeney M, ... Child/Adolescent Anxiety Multimodal Study Team. (2008). Attention bias towards threat in pediatric anxiety disorders. *Journal of the American Academy of Child and Adolescent Psychiatry*, **47**, 1189–1196.

- Roy AK, Dennis TA and Warner CM (2015). A critical review of attentional bias and its role in the treatment of pediatric anxiety disorders. *Journal of Cognitive Psychotherapy: An International Quarterly*, **29**, 171–184.
- Seligman LD and Ollendick TH (2011). Cognitive behavioral therapy for anxiety disorders in youth. *Child and Adolescent Psychiatry Clinics of North America*, **20**, 217–238.
- Shechner T, Rimon-Chakir A, Britton JC, Lotan D, Apter A, Bliese PD, Pine DS and Bar-Haim Y (2014). Attention bias modification treatment augmenting effects on cognitive behavioral therapy in children with anxiety: Randomized controlled trial. *Journal of the American Academy of Child and Adolescent Psychiatry*, **53**, 61–71.
- Siebelink BM and Treffers DA (2001). *ADIS-C Anxiety disorders Interview Schedule*. Amsterdam: Pearson.
- Silverman WK and Albano AM (1996). *The Anxiety Disorders Interview Schedule for DSM-IV – Child and Parent Versions*. San Antonio, TX: Psychological Corporation.
- Silverman WK, Saavedra LM and Pina AA (2001). Test-retest reliability of anxiety symptoms and diagnoses with the Anxiety Disorders Interview Schedule for DSM-IV: child and parent versions. *Journal of the American Academy of Child and Adolescent Psychiatry*, **40**, 937–944.
- Sportel BE, de Hullu E, de Jong PJ and Nauta MH (2013). Cognitive bias modification versus CBT in reducing adolescent social anxiety: A randomized controlled trial. *PLoS One*, **8**, e64355.
- Timbremont B and Braet C (2002). *Children's Depression Inventory: Nederlandstalige versie*. Lisse, the Netherlands: Swets and Zeitlinger.
- Timbremont B, Braet C and Dreesen L (2004). Assessing depression in youth: Relation between the Children's Depression Inventory and a structured interview. *Journal of Clinical Child and Adolescent Psychology*, **33**, 149–157.
- Utens EMWJ, de Nijs P and Ferdinand RF (2001). *Friends for children - manual for group leaders (Dutch translation)*. Rotterdam, the Netherlands: Department of Child and Adolescent Psychiatry Erasmus Medical Centre /Sophia Children's Hospital Rotterdam.
- Van Bockstaele B, Verschuere B, Tibboel H, De Houwer J, Crombez G and Koster EH (2014). A review of current evidence for the causal impact of attentional bias on fear and anxiety. *Psychological Bulletin*, **140**, 682–721.
- Waters AM and Craske MG (2016). Towards a cognitive-learning formulation of youth anxiety: A narrative review of theory and evidence and implications for treatment. *Clinical Psychology Review*, **50**, 50–66.
- Waters AM, Lipp OV and Spence SH (2004). Attentional bias toward fear-related stimuli: An investigation with nonselected children and adults and children with anxiety disorders. *Journal of Experimental Child Psychology*, **89**, 320–337.
- Waters AM, Pittaway M, Mogg K, Bradley BP and Pine DS (2013). Attention training towards positive stimuli in clinically anxious children. *Developmental Cognitive Neuroscience*, **4**, 77–84.
- Waters AM, Zimmer-Gembeck MJ, Craske MG, Pine DS, Bradley BP and Mogg K (2015). Look for good and never give up: A novel attention training treatment for childhood anxiety disorders. *Behavior Research and Therapy*, **73**, 111–123.
- Waters AM, Zimmer-Gembeck MJ, Craske MG, Pine DS, Bradley BP and Mogg K (2016). A preliminary evaluation of a home-based, computer-delivered attention training treatments for anxious children living in regional communities. *Journal of Experimental Psychopathology*, **3**, 511–527.
- Wechsler D (1991). *The Wechsler Intelligence Scale for Children* (3rd ed.). San Antonio, TX: The Psychological Corporation.
- Weisz JR, Kuppens S, Ng MY, Eckshtain D, Ugueto AM, Vaughn-Coaxum R ... Fordwood SR (2017). What five decades of research tells us about the effects of youth psychological therapy: A multilevel meta-analysis and implications for science and practice. *American Psychologist*, **72**, 79–117.
- White LK, Sequeira S, Britton JC, Brotman MA, Gold AL, Berman E ... Pine DS (2017). Complementary features of attention bias modification therapy and cognitive-behavioral therapy in pediatric anxiety disorders. *American Journal of Psychiatry*, **174**, 775–784.
- Wittchen HU, Lecrubier Y, Beesdo K and Nocon A (2007). Relationships among anxiety disorders: Patterns and Implications. In D Nutt and J Ballenger (Eds.), *Anxiety Disorders* (pp. 23–37). Hoboken, NJ: Blackwell Science.
- Wood JJ, Piacentini JC, Bergman RL, McCracken J and Barrios V (2002). Concurrent validity of the anxiety disorders section of the anxiety disorders interview schedule for DSM-IV: Child and parent versions. *Journal of Clinical Child and Adolescent Psychology*, **31**, 335–342.
- Woodward LJ and Fergusson DM (2001). Life course outcomes of young people with anxiety disorders in adolescence. *Journal of the American Academy of Child and Adolescent Psychiatry*, **40**, 1086–1093.
- Zeger SL and Liang KY (1986). Longitudinal data analysis for discrete and continuous outcomes. *Biometrics*, **42**, 121–130.
- Zeger SL, Liang KY and Albert PS (1988). Models for longitudinal data: Q generalized estimating equation approach. *Biometrics*, **44**, 1049–1060.

Cite this article: de Lijster JM, Dieleman GC, Utens EMWJ, van der Ende J, Alexander TM, Boon A, Hillegers MHJ, Legerstee JS (2019). Online Attention Bias Modification in Combination With Cognitive-Behavioural Therapy for Children and Adolescents With Anxiety Disorders: A Randomised Controlled Trial. *Behaviour Change* **36**, 200–215. <https://doi.org/10.1017/bec.2019.8>