

# Who Is Perceived as Deserving? How Social Identities Shape Attitudes about Disaster Assistance in the United States

Ashley D. Ross, *Texas A&M University at Galveston, USA*


Stella M. Rouse, *Arizona State University, USA*

Isabella Alcañiz, *University of Maryland, College Park, USA*

Alejandra Marchevsky, *California State University, Los Angeles, USA*


## ABSTRACT

Research has shown that as the size of government assistance programs grow, and the recipients of such programs are increasingly non-white and/or non-citizen, public support for them declines. Our study examines this phenomenon on the question of deservingness in federal disaster assistance. Using a 2018 survey experiment that leverages two devastating hurricanes—Hurricane Maria and Hurricane Harvey—that hit different parts of the United States in 2017, we explore how the social identities of race/ethnicity and partisanship affect attitudes about disaster deservingness. Our results demonstrate that although federal disaster assistance has broad support, it is contingent on perceptions about the disaster victim and the type of assistance. Respondents were less likely to support disaster assistance to Hurricane Maria-affected people than those affected by Hurricane Harvey. Moreover, white and Republican respondents were more likely to favor market-based assistance whereas race-/ethnic-minority and Democratic respondents were more likely to support more generous forms of disaster assistance. These findings have important implications for the allocation of disaster funds as climate change intensifies and the frequency of billion-dollar disaster events increases. This is exacerbated by political polarization and heightened social vulnerability due to changing population demographics.

Ashley D. Ross  is associate professor of marine and coastal environmental science at Texas A&M University at Galveston. She can be reached at [ashleydross@tamug.edu](mailto:ashleydross@tamug.edu).

Corresponding author: Stella M. Rouse  is professor of political science at Arizona State University. She can be reached at [stella.rouse@asu.edu](mailto:stella.rouse@asu.edu).

Isabella Alcañiz  is professor of government and politics at the University of Maryland. She can be reached at [ialcaniz@umd.edu](mailto:ialcaniz@umd.edu).

Alejandra Marchevsky  is professor of women's gender and sexuality studies at California State University, Los Angeles. She can be reached at [amarche@calstatela.edu](mailto:amarche@calstatela.edu).

Disasters caused by extreme-weather events exacerbate social inequities. Already limited in resources and the ability to respond and recover from disasters, socially vulnerable people affected by disasters tend to suffer greater damages (Peacock et al. 2014, 359–62) and poorer health outcomes (Smith et al. 2022, 83–84). This is due in part because they are pushed into less-desirable—and more hazard-exposed—areas (Bullard and Wright 2012, 50). Yet, disaster assistance does not always flow to the most vulnerable because it often is highly politicized and

racialized (e.g., Garrett and Sobel 2003, 507–508; Rivera-Burgos 2023, 790). As climate change escalates the intensity and severity of natural hazards, greater cost of disasters (National Oceanic and Atmospheric Administration, National Centers for Environmental Information 2023), along with rapidly changing demographics (Bonilla-Silva 2020, 652–56), will likely make the allocation of federal disaster relief increasingly contested. Previous research found that as the size and cost of government assistance programs

partisanship shape beliefs about disaster-assistance deservingness. Welfare-policy scholars found that public support and attitudes of deservingness are contingent on various social identities but are most closely tied to race and ethnicity (Filindra 2013, 29–32; Hancock 2004, 23–35; Marchevsky and Theoharis 2006, 1–12). These identities are fundamental to attitudes about redistributive welfare policies because racial and ethnic minorities in the United States are overrepresented among the poorest Americans; there-

*As climate change escalates the intensity and severity of natural hazards, greater cost of disasters, along with rapidly changing demographics, likely will make the allocation of federal disaster relief increasingly contested.*

increase—and recipients of such assistance increasingly are non-white and/or non-citizens—public support declines, especially among white and Republican voters (Filindra 2013, 29–32; Garand, Xu, and Davis 2017, 155–56). To better understand this, we asked: “How do social identities affect perceptions of disaster-assistance deservingness?”

fore, redistribution measures disproportionately benefit these groups. Researchers believe in-group/out-group biases result from the tendency for people to evaluate groups by those who are not members of their own group (Mason 2018, 7–15). As such, racial/ethnic out-groups are viewed more negatively than one’s own racial/ethnic group in order to maintain a positive sense of social

*Building on welfare-policy scholarship, we present a theoretical framework for understanding who the public deems deserving of disaster assistance and apply it to two major hurricanes in 2017: Harvey and Maria.*

Building on welfare-policy scholarship, we present a theoretical framework for understanding who the public deems deserving of disaster assistance and apply it to two major hurricanes in 2017: Harvey and Maria. Although the devastation and loss of life caused by Hurricane Maria in Puerto Rico was worse than what was caused by Hurricane Harvey in Texas, the federal government responded faster and poured more resources into the Continental South than the commonwealth island (Willison et al. 2019, 2). Using an original survey with an embedded experiment that was conducted in 2018, we explored how the social identities of race/ethnicity and partisanship are associated with attitudes about disaster-assistance deservingness.

#### **THEORETICAL FRAMEWORK FOR DISASTER-ASSISTANCE DESERVINGNESS**

Disaster assistance has many similarities to welfare policies. It is driven by need; typically takes the form of a direct, nontaxable grant; and carries racial and redistributive effects (Emrich Aksha, and Zhou 2022, 15; Haselswerdt 2022, 273–74). From differences in how whites and Blacks rate the assistance deservingness of Hurricane Katrina evacuees (Huddy and Feldman 2006, 105) to the “spillover” of racial attitudes into federal-agency evaluations after Hurricane Sandy (Sheagley, Chen, and Farhart 2017, 108–12), disaster assistance also demonstrates similar trends in the partisan- and race-based opposition aimed at redistributive welfare policies. In 2017, President Trump pitted Puerto Ricans against Texans by tweeting that “yet more money” to this “place” (i.e., Puerto Rico) is “taking dollars away” from others.

Building on the US welfare-policy scholarship, we posit that salient social identities of race/ethnicity, nationality, and

identity (Tajfel and Turner 1986, 7–16; Worchel et al. 1998, 53–60) and/or to express prejudicial devaluation of the out-group, aligned with one’s own minority bias (Vala, Pereira, and Costa-Lopes 2009, 22–23). Stated another way, group affiliation conditions messaging—that is, group members support the message of the in-group because it often reaffirms their own views and beliefs, and they reject out-group messaging, regardless of facts (Iyengar, Sood, and Lelkes 2012). This process is represented by the idea of “deservingness.”

Once primarily targeted at African Americans, the frame of undeservingness was extended to Latinos and immigrants during debates about welfare reform in the 1990s (Filindra 2013, 30–31). Research found polarization among the US public in support of state services for immigrants as perceptions about entitled citizens versus non-entitled non-citizens prevail (Filindra 2013, 30–31; Garand, Xu, and Davis 2017, 151). The causal mechanisms that explain perceived undeservingness of immigrants are similar to—and increasingly overlap with—those mechanisms driven by racial animosity because the majority of current immigrants to the United States are from Latin America and Asia. There is a close association in political rhetoric between immigrants and racial “others” (Pérez 2015, 550–51).

Furthermore, how the public regards the type of intervention by the government (i.e., direct assistance or indirect market incentives) also matters for beliefs about deservingness (Gainous, Craig, and Martinez 2008, 980; Haselswerdt and Bartels 2015, 608–10). Partisanship is the driver of attitudes about government intervention because more conservative (i.e., Republican) voters tend to have stronger animosity toward distributive politics (Goenka and Thomas 2022, 313; Parker and Barreto 2015, 20–25).

Also, because partisanship has become a salient social identity whereby people associate with their in-groups and show animus toward out-groups (Mason 2018, 14–16), partisanship influences attitudes about who deserves assistance, not only what type of assistance (Hussey and Pearson-Merkowitz 2013, 574). Based on these theoretical insights, we offer the following two hypotheses:

*Perceived Citizenship Hypothesis (H1):* The perception that the person impacted by the disaster is a non-citizen will decrease support for more-generous and direct federal assistance.

*Partisanship Hypothesis (H2):* Republicans will be less likely than Democrats to support more-generous and direct federal disaster assistance.

## DATA AND METHODS

The data for this study were drawn from a probabilistic, national survey (i.e., the University of Maryland Critical Issues Poll) conducted by Nielson Scarborough from October 24 to November 16, 2018. The sample included 1,300 total respondents, with an oversample of 600 Hispanics and 700 non-Hispanics. The margin of error for the survey was +/-2.72%.

To test our hypotheses, we developed an original experiment, embedded in the survey (Ross et al. 2024). Survey respondents were randomly assigned to a vignette about a Hurricane Maria– or a Hurricane Harvey–affected individual, varied by race/ethnicity and gender. Central to this experiment was the inclusion of Puerto Ricans, who often are perceived as *less* American than citizens on the US mainland. Therefore, they may be subject to perceptions of undeservingness, despite suffering widespread and catastrophic losses and damages as a result of Hurricane Maria (Rivera-Burgos 2023, 2; Valle 2018, 29). With an estimated

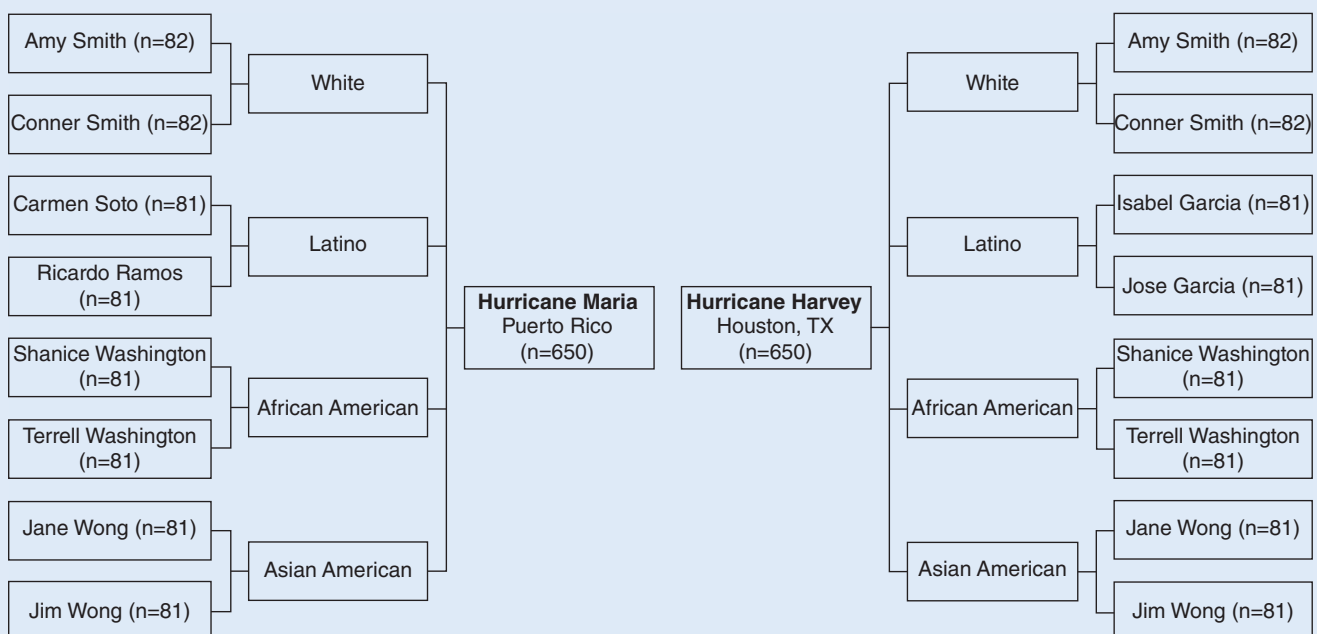
2,975 fatalities (Pasch, Penny, and Berg 2023) and more than \$94 billion in storm damages (Kishore et al. 2018), Hurricane Maria is the fourth-costliest storm on national record (National Oceanic and Atmospheric Administration, National Centers for Environmental Information 2023). The damage included devastation of Puerto Rico’s energy grid; cascading failures of transportation, communications, water and wastewater infrastructure; and health and social services that overburdened an already socially vulnerable population (Chandra et al. 2021). In comparison, Hurricane Harvey was responsible for approximately 100 deaths and an estimated \$51 billion in damages in Texas (Blake and Zelinsky 2018).

Due to national attention on the severity of Hurricane Harvey and Hurricane Maria, a control group was not included in the experiment because it would be implausible for participants to disassociate disaster assistance with one of these events. The experiment randomly assigned survey respondents a name of a fictional disaster victim—designed to imply race/ethnicity as well as gender—who was forced to relocate due to the destruction of their property as a result of Hurricane Harvey or Maria. The following vignette was presented to respondents:

[Name] lost [his/her] house to flooding in Hurricane [Harvey/Maria] and had to relocate from the [city of Houston/island of Puerto Rico] to [a nearby city/the US mainland]. Should the federal government, through the Federal Emergency Management Agency (FEMA) provide funding to buy a house of similar value, provide loans to buy a house of similar value, subsidize a rental for an indefinite time, subsidize a rental for 6 to 12 months, or not offer any assistance?

Survey participants were distributed evenly across 16 treatment conditions, as shown in figure 1.

Figure 1  
Experimental Group Assignments



**Table 1**  
**Factors Associated with Federal Government Disaster Assistance Preferences**

	No Assistance		Rent 6-12 Months		Rent Indefinitely		Loan for House		Funds for House	
	Coeff	ME	Coeff	ME	Coeff	ME	Coeff	ME	Coeff	ME
<i>Hurricane Maria Vignette</i>	Base Category	3.74%	-0.443	8.58%	-1.128*	-1.96%	-0.920*	-5.82%	-1.237*	-4.54%
			(0.427)		(0.535)		(0.425)		(0.517)	
<i>Republican</i>		5.11%	-1.218**	-8.75%	-1.001	-0.93%	-0.910*	0.86%	-0.611	3.72%
			(0.443)		(0.721)		(0.450)		(0.610)	
<i>Both Parents Born in the United States</i>		7.45%	-1.954**	-5.55%	-1.249	2.89%	-1.990**	-6.84%	-1.568*	2.04%
			(0.595)		(0.793)		(0.632)		(0.702)	
<i>Latino</i>		5.29%	-1.080*	-10.80%	0.050	3.97%	-1.153*	-17.30%	0.837	18.80%
			(0.516)		(0.649)		(0.529)		(0.618)	
<i>Other Minority</i>		-3.11%	0.375	-11.00%	2.124*	9.57%	0.204	-22.00%	2.736**	26.50%
			(0.687)		(0.890)		(0.772)		(0.805)	
<i>Disaster Experience</i>		1.11%	0.064	9.14%	-0.675	-2.39%	-0.410	-5.35%	-0.553	-2.51%
			(0.420)		(0.594)		(0.419)		(0.536)	
<i>Community Disaster Risk</i>		-0.33%	-0.055	-4.34%	-0.475	-3.95%	0.270	6.22%	0.267	2.40%
			(0.430)		(0.587)		(0.429)		(0.504)	
<i>Government Responsible for Disasters</i>		-7.64%	0.992*	-14.50%	2.235**	3.16%	1.747**	6.84%	2.784**	12.20%
			(0.467)		(0.655)		(0.459)		(0.647)	
<i>Likely to File a Claim with FEMA</i>		-3.84%	0.702**	-0.28%	0.614*	-1.12%	0.785**	1.71%	1.060**	3.53%
			(0.178)		(0.264)		(0.176)		(0.284)	
<i>Female</i>		2.10%	-0.210	5.85%	0.211	3.72%	-0.819*	-14.70%	-0.097	3.08%
			(0.415)		(0.546)		(0.413)		(0.523)	
<i>Age</i>		-1.39%	0.263**	0.37%	0.140	-0.68%	0.319**	2.28%	0.198*	-0.58%
			(0.066)		(0.084)		(0.065)		(0.091)	
<i>Education</i>		0.86%	-0.091	2.38%	-0.209	-0.01%	-0.222	-1.50%	-0.346*	-1.72%
			(0.132)		(0.185)		(0.133)		(0.169)	
<i>Income</i>		0.17%	-0.029	0.09%	-0.094	-0.38%	-0.026	0.27%	-0.054	-0.15%
			(0.070)		(0.097)		(0.072)		(0.091)	
Constant			0.857		-0.174		0.922		-2.083	
			(1.075)		(1.725)		(1.151)		(1.434)	
N			1,111		1,111		1,111		1,111	

Notes: Multinomial logit regression estimated with base category of “no assistance”; coefficients reported in “Coeff” column with standard errors shown below in parentheses; marginal effects (dydx) reported in “ME” column with comparisons made to base category of the variable (see online appendix A for variable coding); statistical significance denoted as \*\*p<0.01, \*p<0.05.

The dependent variable of interest—that is, preference for disaster-assistance type—was measured by responses to the experimental vignette, including no assistance, subsidize a rental for six to 12 months, subsidize a rental for an indefinite time, provide a loan to buy a house of similar value, and funding to buy a house of similar value. These responses varied by generosity, with no assistance on one extreme and funding to buy a house on the other. They also varied by directness of federal assistance with funding for house and rental subsidies, typically providing direct benefits to a disaster affected individual, whereas a home loan provides indirect market-based incentives. These disaster-assistance types correspond to housing assistance provided by FEMA for primary residences damaged by a federally declared disaster, which includes initial and continued rental assistance (Federal Emergency Management Agency 2019) and home replacement grants up to \$25,000 for homeowners who were uninsured or underinsured (Federal Emergency Management Agency n.d.).

To test the *Perceived Citizenship Hypothesis (H1)*, we relied on the location cues of the experimental vignette assignment. Each respondent was assigned either Hurricane Harvey, which affected people in the city of Houston, or Hurricane Maria, which affected people on the island of Puerto Rico. Based on evidence from public polling, we assumed that these location cues represented perceived citizenship. In 2016, a poll conducted by *Economist/YouGov* of 2,000 American adults (+/-3% margin of error) found that only 43% of respondents knew that Puerto Ricans are American citizens. We expected Hurricane Maria to be associated negatively with more-generous and direct disaster assistance because it implies benefits to those who might be perceived as non-citizens. The *Partisanship Hypothesis (H2)* was tested by including the respondent’s political party affiliation, with the expectation that Republicans are negatively associated with more-generous and direct disaster assistance.

Other factors may influence attitudes about disaster assistance. As discussed previously, scholars found that public support for

welfare assistance is closely tied to race and ethnicity (Filindra 2013, 29–32; Hancock 2004, 23–35; Marchevsky and Theoharis 2006, 1–12). Accordingly, we included measures of a respondent's race/ethnicity and parental country of origin. We also accounted for risk perception—measured as disaster experience and perceived community risk to a disaster—because years of research found that these shape disaster attitudes and behaviors (Wachinger et al. 2013, 1051). Additionally, attitudes about government (versus individual) responsibility may influence support for disaster assistance (Ross and Atoba 2022, 5). We used two measures to capture this attitude: (1) beliefs about government (versus individual) responsibility for disaster recovery, and (2) the likelihood of filing a claim with FEMA in the event of a disaster. We also included sociodemographic characteristics of the respondents, including gender, age, education, and income, because they also may affect disaster-assistance perceptions. (See online appendix A for coding of variables and online appendix B for descriptive statistics.)

We controlled for the other factors that may shape attitudes about disaster deservingness through regression analysis. Although the dependent-variable categories appear ordered in generosity of assistance, statistical tests indicate that ordinal logistic regression is not appropriate because the parallel regression assumption is violated (Long and Freese 2006, 199). Therefore, we estimated a multinomial logit regression, designating the dependent-variable outcome of “no assistance” as the base category. This allowed a comparison of the likelihood of preference for each disaster-assistance type to the preference of no assistance. A survey weight was applied to adjust the sample to national population characteristics. Due to missing data, a total of 1,111 observations were included in the model.

## RESULTS

Survey respondents polled for this study were supportive of providing government disaster assistance: 40% supported a loan for a house, 30% preferred six to 12 months rental assistance, 14% supported the granting of funds to buy a house of similar value, and 7% preferred indefinite rental assistance. Only 9% stated that FEMA should provide no assistance to people affected by Hurricane Harvey and Hurricane Maria. The results of the multinomial regression estimation, reported in table 1, indicate that perceived citizenship and partisanship were coupled with attitudes about disaster assistance. However, the statistically significant association of these variables differed across disaster-assistance types. Given that we designated the dependent-variable outcome of “no assistance” as the baseline, coefficient signs were interpreted relative to this response. Because logistic coefficients are difficult to interpret directly, marginal effects also are reported in the table. They should be interpreted as the change in the likelihood of the dependent-variable outcome associated with the variable compared to the base category of that variable.

The results indicate that assignment to a Hurricane Maria vignette was statistically significant for three disaster-assistance types: rent indefinitely, a loan for a house, and funds to buy a house. Marginal effects indicate that a respondent assigned to Hurricane Maria (rather than Hurricane Harvey) had, on average, a 2% lower likelihood of supporting rent indefinitely and a 5% lower likelihood of supporting a loan or funds to buy a house. To explore whether the assignment of Hurricane Maria was cueing Latino animosity, we conducted additional analyses (see online appendix C) that replaced the disaster-event variable with one that

indicated assignment of a Latino disaster-affected individual (i.e., for Hurricane Maria, for Hurricane Harvey, or for both events). The results were statistically insignificant, suggesting that Hurricane Maria was not prompting Latino animosity but rather was cueing perceptions about the event itself, which we assert are related to attitudes about the place and the people who live there. This lends support for the *Perceived Citizenship Hypothesis* that those affected by Hurricane Maria (i.e., Puerto Ricans) were deemed less deserving of assistance, presumably because they are perceived as non- or less American.

We also found that partisanship was associated with disaster-assistance attitudes. The variable “Republican” was negative and statistically significant for the outcomes of six to 12 months rental assistance and a loan for a house. Marginal effects indicated that a respondent who identified as a Republican, on average, was 9% less likely to support six to 12 months of rental assistance than a respondent who identified as a Democrat or an Independent. The marginal-effect difference for a home loan was not significant (i.e., less than 1%), which indicates that partisanship primarily was associated with differences in attitudes about short-term rentals.

Marginal effects estimated for statistically significant control variables also demonstrate that a respondent with both parents born in the United States had, on average, a 6% and a 7% lower likelihood of supporting short-term rental assistance and a loan for a house, respectively, than a respondent with one or both parents born outside of the country. These respondents also were slightly more likely (2%) to support funds for a house. The results indicate that a Latino respondent had, on average, an 11% and a 17% lower likelihood of preferring short-term rental assistance and a loan for a house, respectively, than a non-Latino. Black, Asian, and respondents of other races and ethnicities had a 10% and a 27% higher likelihood of supporting indefinite rental assistance and funds to buy a house, respectively. Together, these results suggest that minorities and individuals with parents born outside of the United States favored more-generous forms of disaster assistance.

Although the two variables that measured risk perceptions (i.e., disaster experience and community disaster risk) were not statistically significant, the perception that the government is responsible for disaster recovery and stating that one is likely to file a claim with FEMA in the event of a disaster are significantly associated with disaster-assistance attitudes. Marginal effects demonstrate that respondents who believed the government is responsible for disaster response and recovery had, on average, a 15% lower likelihood of preference for short-term rental assistance. Those respondents also had a 3%, a 7%, and a 12% higher likelihood of supporting indefinite rental assistance, a loan for a house, and funds for a house, respectively, compared to respondents who believed that it is an individual's responsibility to respond and recover from a disaster event. Similarly, respondents had, on average, a 2% and a 4% higher likelihood of supporting a loan and funds for a house, respectively. Their self-reported likelihood of using FEMA assistance in the event of a disaster increased from “not likely” to “not very likely,” “somewhat likely,” and “very likely.” These findings suggest that those respondents who believed the government is responsible for disasters—and could see themselves relying on such aid—preferred more-generous disaster assistance.

Female gender, age, and education also demonstrated a statistically significant association with disaster attitudes. Marginal effects suggest that a female respondent (compared to a male)

Table 2

Likelihood of Support for Disaster Assistance across Common Covariate Profiles

	No Assistance	Rent 6-12 Months	Rent Indefinitely	Loan for House	Funds for House
<b>Sample:</b>	9.34%	30.18%	7.08%	39.60%	13.80%
<b>PROFILE 1:</b> White, Republican, Hurricane Maria Vignette	2.28%	26.00%	4.03%	<b>60.47%</b>	7.20%
<b>PROFILE 2:</b> White, Republican, Hurricane Harvey Vignette	1.00%	17.47%	5.38%	<b>65.45%</b>	10.71%
<b>PROFILE 3:</b> Latino, Democrat/Independent, Hurricane Maria Vignette	0.55%	25.17%	7.10%	30.11%	<b>37.07%</b>
<b>PROFILE 4:</b> Latino, Democrat/Independent, Hurricane Harvey Vignette	0.21%	14.79%	8.29%	28.51%	<b>48.21%</b>
<b>PROFILE 5:</b> Other Minority, Democrat/Independent, Hurricane Maria Vignette	0.66%	17.33%	16.16%	16.88%	<b>48.97%</b>
<b>PROFILE 6:</b> Other Minority, Democrat/Independent, Hurricane Harvey Vignette	0.23%	9.35%	17.30%	16.66%	<b>58.46%</b>

Notes: Marginal effects estimated using the multinomial regression results in table 2; boldfaced percentages indicate the highest likelihood for that profile; see online appendix D for the values set for each covariate in the model.

had, on average, a 15% lower likelihood of supporting a loan for a house. Regarding age, a respondent had, on average, less than 1% and about a 2% higher likelihood of preferring short-term rental assistance and a home loan, respectively, for each increase in the age category from the base of 18 to 20 years. Age also was associated with an almost 1% lower likelihood of support for funds to buy a house; this implies that older adults prefer less-generous and market-based forms of assistance.

The discussion now considers how citizenship perceptions, partisan leanings, and respondent race/ethnicity intersect to influence attitudes about disaster-assistance deservingness. Specifically, we estimated the marginal effects of the common covariate profile for each race and ethnic group on disaster-assistance support. The values were assigned based on the most frequent category or the mean of each variable (see online appendix D). The common profile for white respondents was a male who is older, more educated, and wealthier than the survey sample (on average); is a Republican with both parents born in the United States; has no disaster experience and low concern for community disaster risk; believes the government is responsible for disaster response/recovery; and is likely to file a claim with FEMA if affected by a disaster. The common profile for Latino respondents was a female who is younger, less wealthy, and less educated than the survey sample; is a Democrat or Independent with one or both parents born outside of the United States; has no disaster experience but high concern for community disaster risk; believes the govern-

who is younger and slightly less wealthy but more educated than the survey sample; is a Democrat or Independent with both parents born in the United States; has no disaster experience but high concern for community disaster risk; believes the government is responsible for disaster response/recovery; and is likely to file a claim with FEMA if affected by a disaster. We calculated the marginal effects of these common profiles for each vignette assignment (i.e., Hurricane Maria or Hurricane Harvey).

The marginal effects of the common profiles, reported in table 2, demonstrate that the intersection of race/ethnicity, partisanship, and disaster location perceptions was associated with substantial differences about disaster assistance and deservingness. Profiles 1 and 2 underscore that white Republicans were most likely (60% to 65%) to support market-based disaster assistance in the form of a home loan. They also were slightly more likely (approximately 5%) to favor a home loan for Hurricane Harvey-affected people than those affected by Hurricane Maria. Profiles 3, 4, 5, and 6 highlight that Latino and other minorities who affiliated with the Democratic Party or were an Independent were most likely to prefer the most-generous form of assistance—funds for the purchase of house—ranging from approximately 37% among Latinos to 58% among other minorities. The likelihood of support for a home loan follows close behind the race/ethnic minority profiles, with the highest likelihood (30%) of preferring this form of assistance among Latinos who were assigned a Hurricane Maria vignette.

*[O]ur findings suggest that when the US public perceives people who are affected by disasters to be non- or lesser citizens, it views them as less deserving and supports less-generous forms of government assistance to these groups.*

ment is responsible for disaster response/recovery; and is likely to file a claim with FEMA if affected by a disaster. The common profile for a respondent of other race/ethnicity also was a female

Together, these marginal-effects profiles underscore that the location of the disaster event—that is, the island of Puerto Rico (Hurricane Maria) or the city of Houston, Texas (Hurricane

Harvey)—influenced deservingness of disaster assistance because all profiles tended to support less-generous forms of assistance for Hurricane Maria-affected people and more-generous aid for Hurricane Harvey-affected people. These findings begin to unravel the complexities of intersecting social identities in understanding attitudes about disaster-assistance deservingness that should be explored further in future studies.

## DISCUSSION AND CONCLUSION

This study examines how questions about deservingness—conditioned by social identities—affected support for federal disaster assistance. Using a 2018 survey experiment that leveraged two devastating hurricanes—Hurricane Maria that hit Puerto Rico and Hurricane Harvey that hit the southern part of the Continental United States in 2017—we examine how the social identities of race/ethnicity and partisanship affect attitudes about disaster deservingness. We find that federal disaster assistance has broad support. This implies that disaster assistance is regarded by the public as a form of social insurance that protects against risk rather than as government assistance programs that are perceived as welfare (Meyer 2013, 329). However, the public's support for disaster assistance is not uniform or unconditional but instead varies depending on perceptions about the disaster victim and the type of assistance. Survey respondents assigned to a vignette featuring a disaster-affected person from Puerto Rico were less willing to support the most-generous and direct forms of disaster assistance. Furthermore, support for disaster assistance varied across respondents' party affiliation and personal race/ethnicity; the highest likelihood of preference for a home loan was among white Republicans, whereas Latinos of all political parties were most likely to express support for the most-generous form of assistance: that is, funds for a house—albeit less for those assigned to a Hurricane Maria vignette.

Together, our findings suggest that when the US public perceives people who are affected by disasters to be non- or lesser citizens, it views them as less deserving and supports less-generous forms of government assistance to these groups. As climate change intensifies and the frequency of billion-dollar disasters continues to grow, American attitudes about deservingness likely will have greater consequences, particularly if Congress restructures disaster-relief spending (Painter 2020, 38). In the face of an increasingly polarized and racialized social and political environment, these dynamics could have severe negative consequences for racial and ethnic minorities as well as immigrants, thereby hampering how disaster assistance reaches the most vulnerable and needy (Donner and Rodríguez 2008, 1089–92; Hansen et al. 2013, 1–4).

## SUPPLEMENTARY MATERIAL

To view supplementary material for this article, please visit <http://doi.org/10.1017/S1049096524000362>.

## ACKNOWLEDGMENTS

We thank Shibley Telhami for feedback on the development of the survey experiment. We also thank the anonymous reviewers for providing comments that significantly improved this article. Any errors or omissions remain our own.

## DATA AVAILABILITY STATEMENT

Research documentation and data that support the findings of this study are openly available at the *PS: Political Science & Politics* Harvard Dataverse at <https://doi.org/10.7910/DVN/XIXDoJ>.

## CONFLICTS OF INTEREST

The authors declare that there are no ethical issues or conflicts of interest in this research. ■

## REFERENCES

- Blake, Eric S., and David A. Zelinsky. 2018. "National Hurricane Center Tropical Cyclone Report: Hurricane Harvey." National Oceanic and Atmospheric Administration, May 9. [www.nhc.noaa.gov/data/tcr/AL092017\\_Harvey.pdf](http://www.nhc.noaa.gov/data/tcr/AL092017_Harvey.pdf).
- Bonilla-Silva, Eduardo. 2020. "From Bi-Racial to Tri-Racial." In *Theories of Race and Racism: A Reader, Second Edition*, ed. Les Back and John Solomos, 652–56. London: Routledge.
- Bullard, Robert D., and Beverly Wright. 2012. *The Wrong Complexion for Protection: How the Government Response to Disaster Endangers African American Communities*. New York: New York University Press.
- Chandra, Anita, Terry Marsh, Jaime Madrigano, Molly M. Simmons, Mahshid Abir, Edward W. Chan, Jamie Ryan, Nupur Nanda, Michelle D. Ziegler, and Christopher Nelson. 2021. "Health and Social Services in Puerto Rico Before and After Hurricane Maria: Predisaster Conditions, Hurricane Damage, and Themes for Recovery." *Rand Health Quarterly* 9 (2): 10.
- Donner, William, and Havidan Rodríguez. 2008. "Population Composition, Migration and Inequality: The Influence of Demographic Changes on Disaster Risk and Vulnerability." *Social Forces* 87 (2): 1089–114.
- Economist/YouGov. 2016. *Topline*, May 6–9. [https://d3nkl3psvxxpe9.cloudfront.net/documents/econToplines\\_UdT25j5.pdf](https://d3nkl3psvxxpe9.cloudfront.net/documents/econToplines_UdT25j5.pdf).
- Emrich, Christopher T., Sanam K. Aksha, and Yao Zhou. 2022. "Assessing Distributive Inequities in FEMA's Disaster Recovery Assistance Fund Allocation." *International Journal of Disaster Risk Reduction* 74. <https://doi.org/10.1016/j.ijdr.2022.102855>.
- Federal Emergency Management Agency. n.d. "The Individual Housing Program and Its Parts." <https://emilms.fema.gov/IS403/lesson4/13010print.htm>.
- Federal Emergency Management Agency. 2019. "What Specific Items Are Covered by 'Housing Assistance'?" August 14. [www.fema.gov/what-specific-items-are-covered-housing-assistance](http://www.fema.gov/what-specific-items-are-covered-housing-assistance).
- Filindra, Alexandra. 2013. "Immigrant Social Policy in the American States: Race Politics and State TANF and Medicaid Eligibility Rules for Legal Permanent Residents." *State Politics & Policy Quarterly* 13 (1): 26–48.
- Gainous, Jason, Stephen C. Craig, and Michael D. Martinez. 2008. "Social Welfare Attitudes and Ambivalence About the Role of Government." *Politics & Policy* 36 (6): 972–1004.
- Garand, James C., Ping Xu, and Belinda C. Davis. 2017. "Immigration Attitudes and Support for the Welfare State in the American Mass Public." *American Journal of Political Science* 61 (1): 146–62.
- Garrett, Thomas, and Russell S. Sobel. 2003. "The Political Economy of FEMA Disaster Payments." *Economic Inquiry* 41 (3): 496–509.
- Goenka, Shreyans, and Manoj Thomas. 2022. "Are Conservatives Less Likely Than Liberals to Accept Welfare? The Psychology of Welfare Politics." *Journal of the Association for Consumer Research* 7 (3): 305–15.
- Hancock, Ange-Marie. 2004. *The Politics of Disgust: The Public Identity of the Welfare Queen*. New York: New York University Press.
- Hansen, Alana, Linda Bi, Arthur Saniotis, and Monika Nitschke. 2013. "Vulnerability to Extreme Heat and Climate Change: Is Ethnicity a Factor?" *Global Health Action* 6 doi:10.3402/gha.v6i0.21364. <https://doi.org/10.3402/gha.v6i0.21364>.
- Haselswerdt, Jake. 2022. "Who Benefits? Race, Immigration, and Assumptions About Policy." *Political Behavior* 44:271–318.
- Haselswerdt, Jake, and Brandon L. Bartels. 2015. "Public Opinion, Policy Tools, and the Status Quo: Evidence from a Survey Experiment." *Political Research Quarterly* 68 (3): 607–21.
- Huddy, Leonie, and Stanley Feldman. 2006. "Worlds Apart: Blacks and Whites React to Hurricane Katrina." *Du Bois Review: Social Science Research on Race* 3 (1): 97–113.
- Hussey, Laura S., and Shanna Pearson-Merkowitz. 2013. "The Changing Role of Race in Social Welfare Attitude Formation: Partisan Divides over Undocumented Immigrants and Social Welfare Policy." *Political Research Quarterly* 66 (3): 572–84.

- Iyengar, Shanto, Gaurav Sood, and Yphtach Lelkes. 2012. "Affect, Not Ideology: A Social Identity Perspective on Polarization." *Public Opinion Quarterly* 76 (3): 405–31.
- Kishore, Nishant, Domingo Marqués, Ayesha Mahmud, Mathew V. Kiang, et al. 2018. "Mortality in Puerto Rico after Hurricane Maria." *New England Journal of Medicine*, July 12. [www.nejm.org/doi/full/10.1056/NEJMsai1803972](http://www.nejm.org/doi/full/10.1056/NEJMsai1803972).
- Long, J. Scott, and Jeremy Freese. 2006. *Regression Models for Categorical Dependent Variables Using Stata, Second Edition*. College Station, TX: Stata Press.
- Marchevsky, Alejandra, and Jeanne Theoharis. 2006. *Not Working: Latina Immigrants, Low-Wage Jobs, and the Failure of Welfare Reform*. New York: New York University Press.
- Mason, Lilliana. 2018. *Uncivil Agreement: How Politics Became our Identity*. Chicago: University of Chicago Press.
- Meyer, Michelle. 2013. "Internal Environmental Displacement: A Growing Challenge to the United States Welfare State." *Oñati Socio-Legal Series* 3 (2): 326–45.
- National Oceanic and Atmospheric Administration, National Centers for Environmental Information. 2023. "U.S. Billion-Dollar Weather and Climate Disasters." [www.ncei.noaa.gov/access/billions](http://www.ncei.noaa.gov/access/billions).
- Painter, William L. 2020. *Disaster Relief Fund: Overview and Issues*. Washington, DC: Congressional Research Service.
- Parker, Christopher S., and Matt A. Barreto. 2015. *Change They Can't Believe In: The Tea Party and Reactionary Politics in America*. Princeton, NJ: Princeton University Press.
- Pasch, Richard J., Andrew B. Penny, and Robbie Berg. 2023. "Hurricane Maria." University Park, FL: *National Hurricane Center Tropical Cyclone Report*, 1–36.
- Peacock, Walter Gillis, Shannon Van Zandt, Yang Zhang, and Wesley E. Highfield. 2014. "Inequities in Long-Term Housing Recovery After Disasters." *Journal of the American Planning Association* 80 (4): 356–71.
- Pérez, Efrén O. 2015. "Xenophobic Rhetoric and Its Political Effects on Immigrants and Their Co-Ethnics." *American Journal of Political Science* 59 (3): 549–64.
- Rivera-Burgos, Viviana. 2023. "Language, Skin Tone, and Attitudes toward Puerto Rico in the Aftermath of Hurricane Maria." *American Political Science Review* 117 (3): 789–804. DOI:10.1017/S0003055422000971.
- Ross, Ashley D., and Kayode O. Atoba. 2022. "The Dimensions of Individual Support for Coastal Hazard Mitigation: Analysis of a Survey of Upper Texas Coast Residents." *Natural Hazards Review* 23 (2). DOI:10.1061/(ASCE)NH.1527-6996.0000544.
- Ross, Ashley D., Stella M. Rouse, Isabella Alcañiz, and Alejandra Marchevsky. 2024. "Replication Data for 'Who Is Perceived as Deserving? How Social Identities Shape Attitudes about Disaster Assistance in the United States.'" *PS: Political Science & Politics*. Harvard Dataverse. <https://doi.org/10.7910/DVN/XIXD0J>.
- Sheagley, Geoffrey, Philip Chen, and Christina Farhart. 2017. "Racial Resentment, Hurricane Sandy, and the Spillover of Racial Attitudes into Evaluations of Government Organizations." *Analyses of Social Issues and Public Policy* 17 (1): 105–31.
- Smith, Genee S., Eshita Erica Anjum, C. Francis, Lauren Deanes, and Charisma S. Acey. 2022. "Climate Change, Environmental Disasters, and Health Inequities: The Underlying Role of Structural Inequalities." *Current Environmental Health Reports* 9 (1): 80–89.
- Tajfel, Henri, and John C. Turner. 1986. "The Social Identity Theory of Intergroup Behavior." In *Psychology of Intergroup Relations*, ed. Stephen Worchel and William G. Austin, 7–24. Chicago: Nelson-Hall.
- Vala, Jorge, Cícero Pereira, and Rui Costa-Lopes. 2009. "Is the Attribution of Cultural Differences to Minorities an Expression of Racial Prejudice?" *International Journal of Psychology* 44 (1): 20–28.
- Valle, Ariana J. 2018. "Race and the Empire-State: Puerto Ricans' Unequal U.S. Citizenship." *Sociology of Race and Ethnicity* 5 (1): 26–40.
- Wachinger, Gisela, Ortwin Renn, Chloe Begg, and Christian Kuhlicke. 2013. "The Risk Perception Paradox: Implications for Governance and Communication of Natural Hazards." *Risk Analysis* 33 (6): 1049–65.
- Willison, Charley E., Phillip M. Singer, Melissa S. Creary, and Scott L. Greer. 2019. "Quantifying Inequities in U.S. Federal Response to Hurricane Disaster in Texas and Florida Compared with Puerto Rico." *BMJ Global Health* 4:1–6.
- Worchel, Stephen, J. Francisco Morales, Dario Paez, and Jean-Claude Deschamps. 1998. *Social Identity: International Perspectives*. Thousand Oaks, CA: SAGE Publications.