


CNS SPECTRUMS®

THE INTERNATIONAL JOURNAL OF NEUROPSYCHIATRIC MEDICINE



ORIGINAL RESEARCH

Mixed Amphetamine Salts Extended-Release in the Treatment of Adult ADHD: A Randomized, Controlled Trial

R.H. Weisler, J. Biederman, T.J. Spencer, T.E. Wilens, S.V. Faraone,
A.K. Chrisman, S.C. Read, and S.J. Tulloch

REVIEW ARTICLES

Longitudinal Studies of PTSD: Overview of Findings and Methods

T. Peleg and A.Y. Shalev

Memory of the Traumatic Event as a Risk Factor for the Development of Posttraumatic Stress Disorder: Lessons from the Study of Traumatic Brain Injury

S. Gil, Y. Caspi, I. Ben-Ari, and E. Klein

Sleep Disturbances in the Aftermath of Trauma and Posttraumatic Stress Disorder

T.A. Mellman and M.M.S. Hipolito

Injury Increases the Risk for PTSD: An Examination of Potential Neurobiological and Psychological Mediators

D. Koren, D. Hemel, and E. Klein

PEARLS IN CLINICAL NEUROSCIENCE


The Cognitive-Affective Neuroscience of the Unconscious

D.J. Stein, M. Solms, and J. van Honk

STICK IT TO ADHD.



15-mg patch (actual size)



Now Available The First and Only ADHD Patch™

The history of safety and efficacy of methylphenidate¹ in a patch


Reduced core ADHD symptoms for 12 hours when worn for the recommended 9 hours²⁻⁴

—Effects were seen at the first time point measured—2 hours²⁻⁴

May be removed earlier than 9 hours⁴

—If a shorter duration of effect is desired⁴

—If late-day side effects appear⁴



Important Safety Information: CNS Stimulants: Patients with structural cardiac abnormalities or other serious cardiac problems should generally not be treated with stimulants. Physicians should take a careful patient history, including family history, and physical exam, to assess the presence of cardiac disease. Patients who report symptoms of cardiac disease such as exertional chest pain and unexplained syncope should be promptly evaluated. Use with caution in patients whose underlying medical condition might be affected by increases in blood pressure or heart rate.

Daytrana: Patients with allergies to methylphenidate or other ingredients in Daytrana should not receive Daytrana. Skin irritation or contact sensitization may occur. Patients should avoid applying any external heat to the Daytrana patch.

Common adverse events reported by patients who received Daytrana in clinical trials were decreased appetite, insomnia, nausea, vomiting, decreased weight, tics, affect lability, and anorexia, consistent with adverse events commonly associated with the use of methylphenidate.

Methylphenidate: Chronic abuse of methylphenidate can lead to marked tolerance and psychological dependence. Careful supervision following withdrawal from abuse is warranted, as severe depression may occur. Methylphenidate should not be used in patients with marked agitation; glaucoma; tics, diagnosis or a family history of Tourette's syndrome; or current/recent use of monoamine oxidase inhibitors (MAOIs). Frank psychotic episodes, new psychosis, mania, aggression, growth suppression, and visual disturbances have been associated with the use of stimulants and discontinuation of treatment may be appropriate. Use with caution in patients with a history of: psychosis; seizures/EEG abnormalities; bipolar disorder; depression; drug dependence or alcoholism. Hematologic and growth monitoring are advised during prolonged therapy.

Please see Brief Summary of Prescribing Information on adjacent page.

References: 1. Elio J. Attention deficit/hyperactivity disorder: pharmacotherapy. *Psychiatry*. 2005;2:27-35. 2. Data on file, Shire US Inc, 2006. 3. McGough JJ, Wigal SB, Abikoff H, et al. A randomized, double-blind, placebo-controlled, laboratory classroom assessment of methylphenidate transdermal system in children with ADHD. *J Atten Disord*. 2006;9:476-485. 4. Daytrana (package insert). Wayne, Pa: Shire US Inc; 2006.

Daytrana™ is a trademark of Shire Pharmaceuticals Ireland Limited.

Shire US Inc. ...your ADHD Support Company™

1-800-828-2088

www.Daytrana.com

©2006 Shire US Inc., Wayne, Pennsylvania 19087

D338

06/06

Shire

BRIEF SUMMARY: Consult the full prescribing information for complete product information.

Daytrana™ (methylphenidate transdermal system)

Cl II Rx Only

INDICATION AND USAGE

Attention Deficit Hyperactivity Disorder (ADHD): Daytrana™ (methylphenidate transdermal system) is indicated for the treatment of Attention Deficit Hyperactivity Disorder (ADHD) and is available in 10, 15, 20, and 30 mg dosing strengths. The efficacy of Daytrana™ was established in two controlled clinical trials in children with ADHD.

Special Diagnostic Considerations: Specific etiology of this syndrome is unknown, and there is no single diagnostic test. Adequate diagnosis requires the use not only of medical but of special psychological, educational, and social resources. Learning may or may not be impaired. The diagnosis must be based upon a complete history and evaluation of the child and not solely on the presence of the required number of DSM-IV-TR characteristics.

Need for Comprehensive Treatment Program: Daytrana™ is indicated as an integral part of a total treatment program for ADHD that may include behavioral (psychological, educational, social) for patients with this syndrome. Drug treatment may not be indicated for all children with this syndrome. Stimulants are not intended for use in the child who exhibits symptoms secondary to environmental factors and/or other primary psychiatric disorders, including psychosis. Appropriate educational placement is essential and psychosocial intervention is often helpful. When remedial measures alone are insufficient, the decision to prescribe stimulant medication will depend upon the physician's assessment of the chronicity and severity of the child's symptoms.

Long-Term Use: The effectiveness of Daytrana™ for long-term use, i.e., for more than 7 weeks, has not been systematically evaluated in controlled trials. The physician who elects to use Daytrana™ for extended periods should periodically re-evaluate the long-term usefulness of Daytrana™ for the individual patient (see **DOSE AND ADMINISTRATION**).

CONTRAINDICATIONS

Agitation: Daytrana™ is contraindicated in patients with marked anxiety, tension, and agitation, since the drug may aggravate these symptoms.

Hypersensitivity to Methylphenidate: Daytrana™ is contraindicated in patients known to be hypersensitive to methylphenidate or other components of the product (polyester/ethylene vinyl acetate laminate film backing, acrylic adhesive, silicone adhesive, and fluoropolymer-coated polyester).

Glaucoma: Daytrana™ is contraindicated in patients with glaucoma.

Tics: Daytrana™ is contraindicated in patients with motor tics and with a family history or diagnosis of Tourette's syndrome (see **ADVERSE REACTIONS**).

Monamine Oxidase Inhibitors: Daytrana™ is contraindicated during treatment with monamine oxidase inhibitors, and also within a minimum of 14 days following discontinuation of treatment with a monamine oxidase inhibitor (hypertensive crises may result).

WARNINGS

Serious Cardiovascular Events

Sudden Death and Pre-existing Structural Cardiac Abnormalities or Other Serious Heart Problems

Children and adolescents have been reported in association with CNS stimulant treatment at usual doses in children and adolescents with structural cardiac abnormalities or other serious heart problems. Although some serious heart problems alone carry an increased risk of sudden death, stimulant products generally should not be used in children or adolescents with known serious structural cardiac abnormalities, cardiomyopathy, serious heart rhythm abnormalities, or other serious cardiac problems that may place them at increased vulnerability to the sympathomimetic effects of a stimulant drug.

Adults

Sudden deaths, stroke, and myocardial infarction have been reported in adults taking stimulant drugs at usual doses for ADHD. Although the role of stimulants in these adult cases is also unknown, adults have a greater likelihood than children of having serious structural cardiac abnormalities, cardiomyopathy, serious heart rhythm abnormalities, coronary artery disease, or other serious cardiac problems. Adults with such abnormalities should also generally not be treated with stimulant drugs.

Hypertension and Other Cardiovascular Conditions

Stimulant medications cause a modest increase in average blood pressure (about 2-4 mmHg) and average heart rate (about 3-6 bpm) (see **ADVERSE REACTIONS**), and individuals may have larger increases. While the mean changes alone would not be expected to have short-term consequences, all patients should be monitored for larger changes in heart rate and blood pressure. Caution is indicated in treating patients whose underlying medical conditions might be compromised by increases in blood pressure or heart rate, e.g., those with pre-existing hypertension, heart failure, recent myocardial infarction, or ventricular arrhythmia.

Assessing Cardiovascular Status in Patients Being Treated With Stimulant Medications

Children, adolescents, or adults who are being considered for treatment with stimulant medications should have a careful history (including assessment for a family history of sudden death or ventricular arrhythmia) and physical exam (including electrocardiogram and echocardiogram). Patients who develop symptoms such as exertional chest pain, unexplained syncope, or other symptoms suggestive of cardiac disease during stimulant treatment should undergo a prompt cardiac evaluation.

Contact Sensitization: Use of Daytrana™ may lead to contact sensitization. Daytrana™ should be discontinued if contact sensitization is suspected. Erythema is commonly seen with use of Daytrana™ and is not by itself an indication of sensitization. However, sensitization should be suspected if erythema is accompanied by evidence of a more intense local reaction (edema, papules, vesicles) that does not significantly improve within 48 hours or spreads beyond the patch site. Diagnosis of allergic contact dermatitis should be corroborated by appropriate diagnostic testing. Patients sensitized from use of Daytrana™, as evidenced by development of an allergic contact dermatitis, may develop systemic sensitization or other systemic reactions if methylphenidate-containing products are taken via other routes, e.g., orally. Manifestations of systemic sensitization may include a flare-up of previous dermatitis or of prior positive patch-test sites, generalized skin eruptions in previously unaffected skin. Other systemic reactions may include headache, fever, malaise, arthralgia, dizziness, or vomiting.

Patients who develop contact sensitization to Daytrana™ and require oral treatment with methylphenidate should be initiated on oral medication under close medical supervision. It is possible that some patients sensitized to methylphenidate by exposure to Daytrana™ may not be able to take methylphenidate in any form.

A study designed to provoke skin sensitization revealed a signal for Daytrana™ to be an irritant and also a contact sensitizer. This study involved an induction phase consisting of continuous exposure to the same skin site for 3 weeks, followed by a 2-week period of challenge. In the challenge phase of the study, Daytrana™ was more irritating than both the placebo patch control and the negative control (saline). Of 133 subjects who participated in the challenge phase of the sensitization study, at least 18 (13.5%) were confirmed to have been sensitized to Daytrana™ based on the results of the challenge and/or rechallenge phases of the study.

Using Daytrana™ as prescribed, alternating application sites on the hip, no cases of contact sensitization were reported. However, since patients were not specifically assessed for sensitization in the clinical effectiveness studies, it is unknown what the true incidence of sensitization is when Daytrana™ is used as directed.

Psychiatric Adverse Events

Pre-Existing Psychosis

Administration of stimulants may exacerbate symptoms of behavior disturbance and thought disorder in patients with a pre-existing psychotic disorder.

Bipolar Illness

Particular care should be taken in using stimulants to treat ADHD in patients with comorbid bipolar disorder because of concern for induction of a mixed/manic episode in such patients. Prior to initiating treatment with a stimulant, patients with comorbid depressive symptoms should be adequately screened to determine if they are at risk for bipolar disorder. Such screening should include a detailed psychiatric history, including a family history of suicide, bipolar disorder, and depression.

Emergence of New Psychotic or Manic Symptoms

Treatment emergent psychotic or manic symptoms, e.g., hallucinations, delusional thinking, or mania in children and adolescents without a prior history of psychosis or mania can be caused by stimulants at usual doses. If such symptoms occur, consideration should be given to possible causal role of the drug. Daytrana™ was more irritating than both the placebo patch control and the negative control (saline). In a pooled analysis of multiple short term, placebo-controlled studies, such symptoms occurred in about 0.1% (4 patients) with events out of 3,482 exposed to methylphenidate or amphetamine for several weeks at usual doses) of stimulant-treated patients compared to 0 in placebo-treated patients.

Aggression

Aggressive behavior or hostility is often observed in children and adolescents with ADHD, and has been reported in clinical trials and the postmarketing experience of some medications indicated for treatment of ADHD. Although there is no systematic evidence that stimulants cause aggressive behavior or hostility, patients beginning treatment for ADHD should be monitored for the appearance of or worsening of aggressive behavior or hostility.

Long-Term Suppression of Growth: Careful follow-up of weight and height in children ages 7 to 10 years who were randomized to either methylphenidate or non-medication treatment groups over 14 months, as well as in naturalistic subgroups of newly methylphenidate-treated and non-medication treated children over 27 months (to the ages of 10 to 13 years), suggests that consistently more weight and height gains are observed in children treated with placebo than in children treated with growth rate (on average, a total of about 2 cm less growth in height and 2.7 kg less growth in weight over 3 years), without evidence of growth rebound during this period of development. Published data are inadequate to determine whether chronic use of amphetamines may cause a similar suppression of growth, however, it is anticipated that they likely have this effect as well. Therefore, growth should be monitored during treatment with stimulants, and patients who are not growing or gaining weight or weight as expected may need to have their treatment interrupted.

Seizures: There is some clinical evidence that the seizure risk may lower the convulsive threshold in patients with prior history of seizures. In patients with prior EEG abnormalities in absence of seizures, and, very rarely, in patients without a history of seizures and no prior EEG evidence of seizures. In the presence of seizures, the drug should be discontinued.

Visual Disturbance: Difficulties with accommodation and blurring of vision have been reported with stimulant treatment.

Use in Children Under Six Years of Age: Daytrana™ should not be used in children under six years of age, since safety and efficacy in this age group have not been established.

Drug Dependence

Daytrana™ should be given cautiously to patients with a history of drug dependence or alcoholism. Chronic abusive use can lead to marked tolerance and psychological dependence with varying degrees of abnormal behavior. Frank psychotic episodes can occur, especially in patients with a history of drug dependence. Since Daytrana™ is a Schedule II drug, withdrawal symptoms of depression may occur. Withdrawal following chronic therapeutic use may unmask symptoms of the underlying disorder that may require follow-up.

PRECAUTIONS

Patients Using External Heat: All patients should be advised to avoid exposing the Daytrana™ application site to direct external heat sources, such as heating pads, electric blankets, heated water beds, etc., while wearing the patch. There is a potential for temperature-dependent increases in methylphenidate release of greater than 2-fold from the patch.

Hematologic Monitoring: Periodic CBC, differential, and platelet counts are advised during prolonged therapy.

Application to Patch Site: Patients should be informed to apply Daytrana™ to a clean, dry site on the hip, which is not oily, damaged, or irritated. The site of application must be alternated daily. The patch should not be applied to the waistline, or where tight clothing may rub it.

Daytrana™ should be applied 2 hours before the desired effect. Daytrana™ should be removed approximately 9 hours after it is applied, although the effects from the patch will last for several more hours.

The parent or caregiver should be encouraged to use the administration chart included with each carton of Daytrana™ to monitor application and removal times, and method of disposal.

If there is an unexpected duration of appetite loss or insomnia in the evening, taking the patch off earlier may be attempted before decreasing the patch size.

Skin redness or itching is common with Daytrana™, and small bumps on the skin may also occur in some patients. If any swelling or blistering occurs the patch should not be worn and the patient should be seen by the prescriber.

Drug Interactions: Daytrana™ should not be used in patients being treated (currently or within the preceding two weeks) with monamine oxidase inhibitors (see **CONTRAINDICATIONS—Monamine Oxidase Inhibitors**).

Because of a possible effect on blood pressure, Daytrana™ should be used cautiously with pressor agents.

Human pharmacologic studies have shown that methylphenidate may decrease the effectiveness of drugs used to treat hypertension.

Human pharmacologic studies have shown that methylphenidate may inhibit the metabolism of coumarin anticoagulants, and convulsants (e.g., phenobarbital, phenytoin, primidone), and some tricyclic drugs (e.g., imipramine, clomipramine, desipramine) and selective serotonin reuptake inhibitors. Downward dose adjustments of these drugs may be required when given concomitantly with methylphenidate. It may be necessary to adjust the dosage and monitor plasma drug concentrations (or, in the case of coumarin, coagulation times), when initiating or discontinuing methylphenidate.

Serious adverse events have been reported in concomitant use of methylphenidate with clonidine, although no causality for the combination has been established. The safety of using methylphenidate in combination with clonidine or other centrally acting alpha-2 agonists has not been systematically evaluated.

Carcinogenesis, Mutagenesis, and Impairment of Fertility: Carcinogenicity studies of transdermal methylphenidate have not been performed. In a lifetime carcinogenicity study of oral methylphenidate carried out in B6C3F1 mice, methylphenidate caused an increase in hepatocellular adenomas and, in males only, an increase in hepatoblastomas, at a daily dose of approximately 60 mg/kg/day. Hepatoblastoma is a relatively rare rodent malignant tumor type. There was no increase in total malignant hepatic tumors. The mouse strain used is sensitive to the development of hepatic tumors and the significance of these results to humans is unknown.

Oral administered methylphenidate did not cause any increases in tumors in a lifetime carcinogenicity study carried out in F344 rats; the highest dose used was approximately 45 mg/kg/day.

In a 24-week oral carcinogenicity study in the transgenic mouse strain p53⁺, which is sensitive to genotoxic carcinogens, there was no evidence of carcinogenicity. In this study, male and female mice were fed diets containing the same concentration of methylphenidate as in the lifetime carcinogenicity study; the high-dose groups were exposed to 60 to 74 mg/kg/day of methylphenidate.

Methylphenidate was not mutagenic in the *in vitro* Ames reverse mutation assay or in the *in vitro* mouse lymphoma cell forward mutation assay, and was negative *in vivo* in the mouse bone marrow micronucleus assay. Sister chromatid exchanges and chromosome aberrations were increased, indicative of a weak clastogenic response, in an *in vitro* assay in cultured Chinese hamster ovary cells.

Methylphenidate did not impair fertility in male or female mice that were fed diets containing the drug in an 18-week Continuous Breeding study. The study was conducted at doses up to 160 mg/kg/day.

Pregnancy Category C: Animal reproduction studies with transdermal methylphenidate have not been performed. In a study in which oral methylphenidate was given to pregnant rabbits during the period of organogenesis at doses up to 200 mg/kg/day no teratogenic effects were seen, although an increase in the incidence of a variation, dilation of the lateral ventricles, was seen at 200 mg/kg/day; this dose also produced maternal toxicity. A previously conducted study in rabbits showed teratogenic effects of methylphenidate at an oral dose of 200 mg/kg/day. In a study in which oral methylphenidate was given to pregnant rats during the period of organogenesis at doses up to 100 mg/kg/day, no teratogenic effects were seen although a slight deficit in fetal skeletal ossification was seen at doses of 60 mg/kg/day and above; these doses caused some maternal toxicity.

In a study in which oral methylphenidate was given to rats throughout pregnancy and lactation at doses up to 60 mg/kg/day, offspring weights and survival were decreased at 40 mg/kg/day and above; these doses caused some maternal toxicity. Adequate and well-controlled studies in pregnant women have not been conducted. Daytrana™ should be used during pregnancy only if the potential benefit justifies the potential risk to the fetus.

Nursing Mothers: It is not known whether methylphenidate is excreted in human milk. Because many drugs are excreted in human milk, caution should be exercised if Daytrana™ is administered to a nursing woman.

Pediatric Use: The safety and efficacy of Daytrana™ in children under 6 years old have not been established. Long-term effects of methylphenidate in children have not been well established (see **WARNINGS**).

In a study conducted in young rats, methylphenidate was administered orally at doses up to 100 mg/kg/day for 9 weeks, starting early in the postnatal period (Postnatal Day 7) and continuing through sexual maturity (Postnatal Week 10). When these animals were tested as adults (Postnatal Weeks 13-14), decreased spontaneous locomotor activity was observed in males and in females previously treated with 50 mg/kg/day and a deficit in the acquisition of a specific learning task was seen in females exposed to the highest dose. The no effect level for juvenile neurobehavioral development in rats was 5 mg/kg/day. The clinical significance of the long-term behavioral effects observed in rats is unknown.

ADVERSE REACTIONS

The pre-marketing clinical development program for Daytrana™ included exposures in a total of 1,158 participants in clinical trials (758 pediatric patients and 400 healthy adult subjects). These participants received Daytrana™ in patch sizes ranging from 2 mg to 30 mg. In 732 pediatric patients (age 6 to 18 years) were evaluated in 9 controlled clinical studies, 2 open-label clinical studies, and 4 clinical pharmacology studies. Adverse reactions were assessed by collecting adverse events data, the results of physical examinations, vital signs, weights, laboratory analyses, and ECGs.

Refer to the Full Prescribing Information for details of adverse event data collection.

Adverse Findings in Clinical Trials With Daytrana™

Adverse Events Associated With Discontinuation of Treatment: In a 7-week double-blind, parallel-group, placebo-controlled study in children with ADHD conducted in the outpatient setting, 7.1% (7/98) of patients treated with Daytrana™ discontinued due to adverse events compared with 1.2% (1/85) receiving placebo. The reasons for discontinuation among the patients treated with Daytrana™ were application site reaction, application site reaction, confusional state, crying, tics, headaches, irritability, infectious mononucleosis, and viral infection.

Adverse Events Occurring at an Incidence of 5% or More Among Patients Treated With Daytrana™: Table 1 enumerates the incidence of treatment-emergent adverse events reported in a 7-week double-blind, parallel-group, placebo-controlled study in children with ADHD conducted in the outpatient setting.

Adverse Event	Number (%) of Subjects Reporting Adverse Events	
	Daytrana™ (N = 98)	Placebo (N = 85)
Number of Subjects With ≥ 1 Adverse Event	74 (76)	49 (58)
Nausea	12 (12)	2 (2)
Vomiting	10 (10)	4 (5)
Nasopharyngitis	5 (5)	2 (2)
Weight decreased	9 (9)	0 (0)
Anorexia	5 (5)	1 (1)
Decreased appetite	25 (26)	4 (5)
Affect lability*	6 (6)	0 (0)
Insomnia	13 (13)	4 (5)
Tic	7 (7)	0 (0)
Nasal congestion	6 (6)	1 (1)

* Six subjects had affect lability, all judged as mild and described as increased emotional sensitivity, emotional lability, emotional lability, and intermittent emotional lability.

and headache (53 subjects, 28%). A total of 45 (24%) subjects were withdrawn from the study because of treatment-emergent adverse events. The most common events leading to withdrawal were application site reaction (12 subjects, 6%), anorexia (7 subjects, 4%), and insomnia (7 subjects, 4%).

Adverse Events With Oral Methylphenidate Products: Nervousness and insomnia are the most common adverse reactions reported with other methylphenidate products. In children, loss of appetite, abdominal pain, weight loss during prolonged therapy, insomnia, and tachycardia may occur more frequently; however, any of the other adverse reactions listed below may also occur.

Other reactions include: anorexia, irritability, weight loss, weight gain, increased or decreased tachycardia, **Gastrointestinal:** abdominal pain, nausea; **Immune:** hypersensitivity reactions including skin rash, urticaria, fever, arthralgia, exfoliative dermatitis, erythema multiforme with histopathological findings of necrotizing vasculitis, and thrombocytopenic purpura; **Metabolism/Nutrition:** anorexia, weight loss during prolonged therapy; **Nervous System:** dizziness, drowsiness, dyskinesia, headache, rare reports of Tourette's syndrome, toxic psychosis; **Vascular:** blood pressure increased or decreased, cerebral artery and/or occlusion.

Although a definite causal relationship has not been established, the following have been reported in patients taking methylphenidate: **Blood/lymphatic:** leukopenia and/or anemia; **Hepatobiliary:** abnormal liver function, ranging from transaminase elevation to hepatic coma; **Psychiatric:** transient depressed mood; **Skin/Subcutaneous:** scalp hair loss; **Neuroleptic Malignant Syndrome:** Very rare reports of neuroleptic malignant syndrome (NMS) have been received, and, in most of these, patients were concurrently receiving therapies associated with NMS. In a single report, a ten-year-old boy who had been taking methylphenidate for approximately 18 months experienced an NMS-like event within 45 minutes of ingesting his first dose of venlafaxine. It is uncertain whether this case represented a drug-drug interaction, a response to either drug alone, or some other cause.

DRUG ABUSE AND DEPENDENCE

Controlled Substance Class: Daytrana™ (methylphenidate transdermal system), like other methylphenidate products, is classified as a Schedule II controlled substance by federal regulation.

Abuse, Dependence, and Tolerance: See **WARNINGS—Drug Dependence** for boxed warning containing drug abuse and dependence information.

US DOSAGE

Signs and Symptoms: Signs and symptoms of acute methylphenidate overdose, resulting principally from overstimulation of the CNS and from excessive sympathomimetic effects, may include the following: vomiting, agitation, tremors, hyperreflexia, muscle twitching, convulsions (may be followed by coma), euphoria, confusion, hallucinations, delirium, sweating, flushing, headache, hyperpyrexia, tachycardia, palpitations, cardiac arrhythmias, hypertension, mydriasis, and dryness of mucous membranes.

Rescue Therapy: Remove all patches immediately and cleanse the area(s) to remove any remaining adhesive. The continuing absorption of methylphenidate from the skin, even after removal of the patch, should be considered when treating patients with overdose. Treatment consists of appropriate supportive measures. The patient must be protected against self-injury and against external stimuli that would aggravate overstimulation already present. Intensive care must be provided to maintain adequate circulation and respiratory exchange; external cooling procedures may be required for hyperpyrexia. Efficacy of peritoneal dialysis or extracorporeal hemodialysis for Daytrana™ overdose has not been established.

Other Important Considerations: The possibility of oral overdosage, or the possibility of multiple drug ingestion, should be considered. The physician may wish to consider contacting a poison control center for up-to-date information on the management of overdose with methylphenidate.

Do not store patches unopened. Store at 25° C (77° F); excursions permitted to 15-30° C (59-86° F) [see USP Controlled Room Temperature]. Once the tray is opened, use contents within 2 months. Apply the patch immediately upon removal from the protective pouch. Do not store patches unopened. **For transdermal use only.**

REFERENCES

American Psychiatric Association. Diagnostic and Statistical Manual of Mental Disorders. 4th ed. Washington, DC: American Psychiatric Association 1994.

Manufactured for Shire US Inc., Wayne, PA 19087 by Noven Pharmaceuticals, Inc., Miami, FL 33186.

For more information call 1-800-828-2088 or visit www.shire.com.

Dot Matrix™ is a trademark of Noven Pharmaceuticals, Inc. **Daytrana™** is a trademark of Shire Pharmaceuticals Ireland Limited. © 2006 Shire Pharmaceuticals Ireland Limited.

Rx Only

102096-1 552 1027 002 Rev. 06/06 DBS4



EDITORS

EDITOR

Jack M. Gorman, MD
Mount Sinai School of Medicine
New York, NY

FOUNDING EDITOR

Eric Hollander, MD
Mount Sinai School of Medicine
New York, NY

INTERNATIONAL EDITOR

Joseph Zohar, MD
Chaim Sheba Medical Center
Tel-Hashomer, Israel

ASSOCIATE INTERNATIONAL EDITORS

EUROPE

Donatella Marazziti, MD
University of Pisa
Pisa, Italy

MID-ATLANTIC

Dan J. Stein, MD, PhD
University of Cape Town
Cape Town, South Africa

FAR EAST

Shigeto Yamawaki, MD, PhD
Hiroshima University School
of Medicine
Hiroshima, Japan

CONTRIBUTING WRITERS

Sharon Gil, PhD
Ehud Klein, MD
Danny Koren, PhD
Thomas A. Mellman, MD
Arieh Y. Shalev, MD
Richard H. Weisler, MD

COLUMNIST

Dan J. Stein, MD, PhD

MEDICAL REVIEWER

David L. Ginsberg, MD

CME COURSE DIRECTOR

Eric Hollander, MD

SUPPLEMENT EDITORS

Eric Hollander, MD
Joseph Zohar, MD

EDITORIAL ADVISORY BOARD

NEUROLOGISTS

Mitchell F. Brin, MD
University of California, Irvine
Irvine, CA
Jeffrey L. Cummings, MD
University of California, Los Angeles
Los Angeles, CA
Jerome Engel, Jr., MD, PhD
University of California, Los Angeles
Los Angeles, CA
Mark S. George, MD
Medical University of South Carolina
Charleston, SC
Richard B. Lipton, MD
Albert Einstein College of Medicine
Bronx, NY
C. Warren Olanow, MD, FRCPC
Mount Sinai School of Medicine
New York, NY
Steven George Pavlakis, MD
Maimonides Medical Center
Brooklyn, NY
Stephen D. Silberstein, MD, FACP
Thomas Jefferson University
Philadelphia, PA
Michael Trimble, MD, FRCP, FRPsych
National Hospital for Neurology
and Neurosurgery
London, United Kingdom

PSYCHIATRISTS

Margaret Altemus, MD
Cornell University Medical College
New York, NY
Dennis S. Charney, MD
Mount Sinai School of Medicine
New York, NY
Dwight L. Evans, MD
University of Pennsylvania
Philadelphia, PA
Siegfried Kasper, MD
University of Vienna
Vienna, Austria
Martin B. Keller, MD
Brown Medical School
Providence, RI
Lorrin M. Koran, MD
Stanford University School of Medicine
Stanford, CA

Yves Lecrubier, MD
Hôpital de la Salpêtrière
Paris, France
Herbert Y. Meltzer, MD
Vanderbilt University Medical Center
Nashville, TN
Stuart A. Montgomery, MD
St. Mary's Hospital Medical School
London, United Kingdom
Charles B. Nemeroff, MD, PhD
Emory University School of Medicine
Atlanta, GA
Humberto Nicolini, MD, PhD
National Mexican Institute of Psychiatry
Mexico City, Mexico
Stefano Pallanti, MD, PhD
University of Florence
Florence, Italy
Katharine Phillips, MD
Brown Medical School
Providence, RI
Harold A. Pincus, MD
Western Psychiatric Institute & Clinic
RAND-University of Pittsburgh Health Institute,
Pittsburgh, PA
Scott L. Rauch, MD
Massachusetts General Hospital
Charlestown, MA
Alan F. Schatzberg, MD
Stanford University School of Medicine
Stanford, CA
Thomas E. Schlaepfer, MD
University of Bonn
Bonn, Germany
Stephen M. Stahl, MD, PhD
University of California, San Diego
La Jolla, CA
Norman Sussman, MD
New York University Medical School
New York, NY
Karen Dineen Wagner, MD, PhD
The University of Texas Medical Branch
Galveston, Texas
Herman G.M. Westenberg, MD
University Hospital Utrecht
Utrecht, The Netherlands
Stuart C. Yudofsky, MD
Baylor College of Medicine
Houston, TX

PUBLICATION STAFF

CEO & PUBLISHER

Darren L. Brodeur

ASSOCIATE PUBLISHER

Elizabeth Katz

VP, MANAGING EDITOR

Christopher Naccari

VP, SENIOR EDITOR

Deborah Hughes

SENIOR GLOBAL ACCOUNT DIRECTOR

Richard Ehrlich

PUBLISHING SALES ASSOCIATE

Kimberly Schneider

MEDIA SALES REPRESENTATIVE

Jodi Malcom

SENIOR EDITOR—CNS SPECTRUMS

José Ralat

ACQUISITIONS EDITORS

Lisa Arrington
Virginia Jackson

ASSOCIATE EDITOR— ENDURING MATERIALS

Shelley Wong

ASSOCIATE EDITORS

Peter Cook
Dena Croog

INTERNS

Rebecca Nison
Carlos Perkins, Jr.
Stephanie Spano
Rebecca Sussman

ART DIRECTOR

Derek Oscarson

GRAPHIC DESIGNER

Michael J. Vodilko

CHIEF FINANCIAL OFFICER

John Spano

OFFICE MANAGER

Manuel Pavón

INFORMATION TECHNOLOGY

Clint Bagwell Consulting

CORPORATION COUNSEL

Lawrence Ross, Esq.
Bressler, Amery, and Ross

MBL
communications

Publishers of

PRIMARY PSYCHIATRY
The Leading Voice of Clinical Psychiatric Medicine

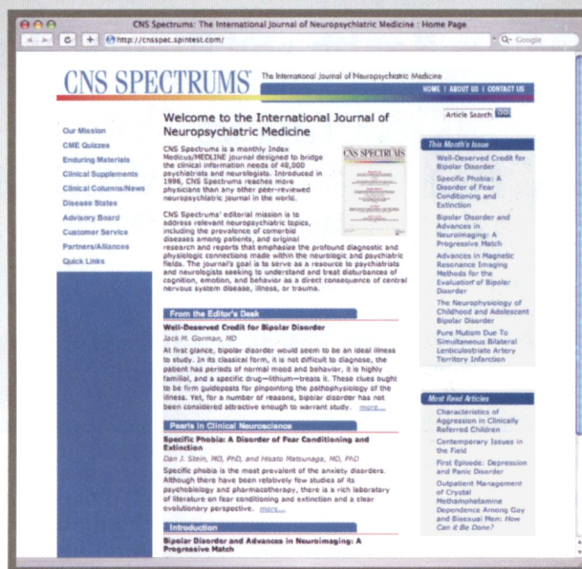
CNS SPECTRUMS
The International Journal of Neuropsychiatric Medicine

Psychiatry Weekly
The Leading News Service from Primary Psychiatry® and Physician's Weekly®

FACELIFT COMPLETE!

Welcome to CNS Spectrums' New Web Portal...

www.cnsspectrums.com



After a six-month top-to-bottom redesign, *CNS Spectrums'* new web portal is now better than ever — a one-stop source providing the following integrated services based on input from you... *our readers*:

- **Must Read Articles** automatically tabulated
- **Quick Links** to Clinical Review Articles, Columns, News, & Educational Reviews
- **Key Word or Disease State-based Article Search**
- **Integrated Customer Service Tools**
- **eLearning** via Enduring Materials & Monthly CME Section
- And a host of additional services and features... including simple hyper-link access to MBL's other CNS sources: **www.primarypsychiatry.com** and **www.psychiatryweekly.com**

To learn more, please visit: **www.cnsspectrums.com** or **www.mblcommunications.com**

PRIMARY PSYCHIATRY
The Leading Voice of Clinical Psychiatric Medicine

CNS SPECTRUMS
The International Journal of Neuropsychiatric Medicine

Psychiatry Weekly
The Leading News Service From Primary Psychiatry® and Physician's Weekly®

A Global Commitment to Advancing CNS Science, Clinical Practice, and Evidence-Based Medicine

EDITOR'S LETTER**573 Trauma, Its Criteria, and Its Aftermath**

Jack M. Gorman, MD, Mount Sinai School of Medicine

INTRODUCTION**585 Confronting Trauma's Early Aftermath and the Risk for Posttraumatic Stress Disorder**

Ehud Klein, MD, Rambam Medical Center

ORIGINAL RESEARCH**625 Mixed Amphetamine Salts Extended-Release in the Treatment of Adult ADHD: A Randomized, Controlled Trial**

Richard H. Weisler, MD, University of North Carolina at Chapel Hill; Joseph Biederman, MD, Massachusetts General Hospital; Thomas J. Spencer, MD, Harvard Medical School; Timothy E. Wilens, MD, Harvard Medical School; Stephen V. Faraone, PhD, State University of New York Upstate Medical University; Allan K. Chrisman, MD, Duke University Medical Center; Stephanie C. Read, MS, Shire Pharmaceuticals, Inc.; and Simon J. Tulloch, MD, Shire Pharmaceuticals, Inc.

REVIEW ARTICLES**589 Longitudinal Studies of PTSD: Overview of Findings and Methods**

Tamar Peleg, MA, Hadassah University Hospital; and Arieh Y. Shalev, MD, Hadassah University Hospital

603 Memory of the Traumatic Event as a Risk Factor for the Development of PTSD: Lessons from the Study of Traumatic Brain Injury

Sharon Gil, PhD, University of Haifa; Yael Caspi, ScD, MA, Rambam Medical Center; Irit Ben-Ari, PhD, Rambam Medical Center; and Ehud Klein, MD, Rambam Medical Center

611 Sleep Disturbances in the Aftermath of Trauma and Posttraumatic Stress Disorder

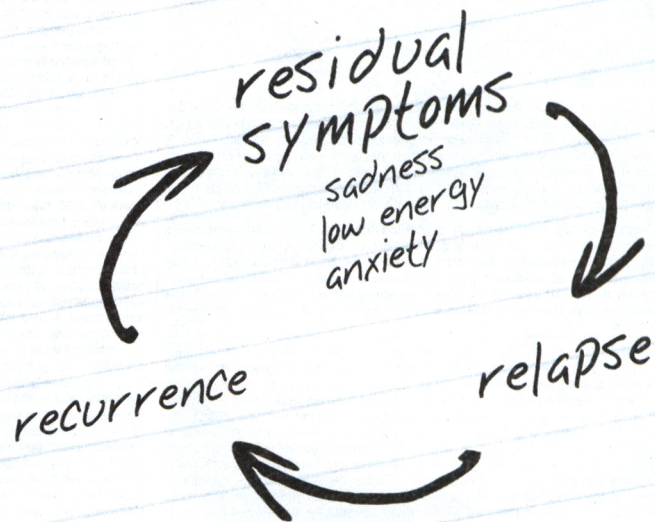
Thomas A. Mellman, MD, Howard University; and Maria Mananita S. Hipolito, MD, Howard University

616 Injury Increases the Risk for PTSD: An Examination of Potential Neurobiological and Psychological Mediators

Danny Koren, PhD, University of Haifa; Deborah Hemel, BA, University of Haifa; and Ehud Klein, MD, Rambam Medical Center

MISSION

CNS *Spectrums'* editorial mission is to address relevant neuropsychiatric topics, including the prevalence of comorbid diseases among patients, and original research and reports that emphasize the profound diagnostic and physiologic connections made within the neurologic and psychiatric fields. The journal's goal is to serve as a resource to psychiatrists and neurologists seeking to understand and treat disturbances of cognition, emotion, and behavior as a direct consequence of central nervous system disease, illness, or trauma.



Break the cycle

of unresolved depression with EFFEXOR XR^{1,2}

IMPORTANT TREATMENT CONSIDERATIONS

Suicidality in Children and Adolescents

Antidepressants increased the risk of suicidal thinking and behavior (suicidality) in short-term studies in children and adolescents with Major Depressive Disorder (MDD) and other psychiatric disorders. Anyone considering the use of EFFEXOR XR or any other antidepressant in a child or adolescent must balance this risk with the clinical need. Patients who are started on therapy should be observed closely for clinical worsening, suicidality, or unusual changes in behavior. Families and caregivers should be advised of the need for close observation and communication with the prescriber. EFFEXOR XR is not approved for use in pediatric patients.

- EFFEXOR XR is contraindicated in patients taking monoamine oxidase inhibitors (MAOIs).
- Adult and pediatric patients taking antidepressants can experience worsening of their depression and/or the emergence of suicidality. Patients should be observed closely for clinical worsening and suicidality, especially at the beginning of drug therapy, or at the time of increases or decreases in dose.

Anxiety, agitation, panic attacks, insomnia, irritability, hostility, aggressiveness, impulsivity, akathisia, hypomania, and mania have been reported and may represent precursors to emerging suicidality. Stopping or modifying therapy should be considered especially when symptoms are severe, abrupt in onset, or not part of presenting symptoms.

- Treatment with venlafaxine is associated with sustained increases in blood pressure (BP) in some patients. Postmarketing cases of elevated BP requiring immediate treatment have been reported. Pre-existing hypertension should be controlled. Regular BP monitoring is recommended.
- Abrupt discontinuation or dose reduction has been associated with discontinuation symptoms. Patients should be counseled on possible discontinuation symptoms and monitored while discontinuing the drug; the dose should be tapered gradually.

ONCE-DAILY
VENLAFAXINE HCl
EFFEXOR XR[®] EXTENDED
RELEASE
CAPSULES

The change they deserve.



Please see brief summary of Prescribing Information on adjacent pages.

BRIEF SUMMARY. See package insert for full prescribing information.

Suicidality in Children and Adolescents

Antidepressants increased the risk of suicidal thinking and behavior (suicidality) in short-term studies in children and adolescents with Major Depressive Disorder (MDD) and other psychiatric disorders. Anyone considering the use of EFFEXOR XR or any other antidepressant in a child or adolescent must balance this risk with the clinical need. Patients who are started on therapy should be observed closely for clinical worsening, suicidality, or unusual changes in behavior. Families and caregivers should be advised of the need for close observation and communication with the prescriber. EFFEXOR XR is not approved for use in pediatric patients. (See Warnings and Precautions: Pediatric Use.)

Pooled analyses of short-term (4 to 16 weeks) placebo-controlled trials of 9 antidepressant drugs (SSRIs and others) in children and adolescents with Major Depressive Disorder (MDD), obsessive-compulsive disorder (OCD), or other psychiatric disorders (a total of 24 trials involving over 4,400 patients) have revealed a greater risk of adverse events representing suicidal thinking or behavior (suicidality) during the first few months of treatment in those receiving antidepressants. The average risk of such events in patients receiving antidepressants was 4%, twice the placebo risk of 2%. No suicides occurred in these trials.

CONTRAINDICATIONS: Hypersensitivity to venlafaxine hydrochloride or to any excipients in the formulation. Concomitant use in patients taking monoamine oxidase inhibitors (MAOIs). **WARNINGS: Clinical Worsening and Suicide Risk—**Patients with major depressive disorder (MDD), both adult and pediatric, may experience worsening of their depression and/or the emergence of suicidal ideation and behavior (suicidality) or unusual changes in behavior, whether or not they are taking antidepressant medications, and this risk may persist until significant remission occurs. There has been a long-standing concern that antidepressants may have a role in inducing worsening of depression and the emergence of suicidality in certain patients. Antidepressants increased the risk of suicidal thinking and behavior (suicidality) in short-term studies in children and adolescents with MDD and other psychiatric disorders. It is unknown whether the suicidality risk in pediatric patients extends to longer-term use, i.e., beyond several months. It is also unknown whether the suicidality risk extends to adults. **All pediatric patients being treated with antidepressants for any indication should be observed closely for clinical worsening, suicidality, and unusual changes in behavior, especially during the initial few months of a course of drug therapy, or at times of dose changes, either increases or decreases. Adults with MDD or comorbid depression in the setting of other psychiatric illness being treated with antidepressants should be observed similarly for clinical worsening and suicidality, especially during the initial few months of a course of drug therapy, or at times of dose changes, either increases or decreases.** Anxiety, agitation, panic attacks, insomnia, irritability, hostility, aggressiveness, impulsivity, akathisia (psychomotor restlessness), hypomania, and mania have been reported in adult and pediatric patients being treated with antidepressants for MDD and other indications, both psychiatric and nonpsychiatric. Although a causal link between the emergence of such symptoms and either the worsening of depression and/or the emergence of suicidal impulses has not been established, there is concern that such symptoms may represent precursors to emerging suicidality. Consideration should be given to changing the therapeutic regimen, including possibly discontinuing the medication, in patients whose depression is persistently worse, or who are experiencing emergent suicidality or symptoms that might be precursors to worsening depression or suicidality, especially if these symptoms are severe, abrupt in onset, or were not part of the patient's presenting symptoms. If the decision has been made to discontinue treatment, medication should be tapered, as rapidly as is feasible, but with recognition that abrupt discontinuation can be associated with certain symptoms (see **PRECAUTIONS AND DOSAGE AND ADMINISTRATION**). **Families and caregivers of pediatric patients being treated with antidepressants for MDD or other indications, both psychiatric and nonpsychiatric, should be alerted about the need to monitor patients for the emergence of agitation, irritability, unusual changes in behavior, and the other symptoms described above, as well as the emergence of suicidality, and to report such symptoms immediately to health care providers. Such monitoring should include daily observation by families and caregivers. Prescriptions for Effexor XR should be written for the smallest quantity of capsules consistent with good patient management, in order to reduce the risk of overdose. Families and caregivers of adults being treated for depression should be similarly advised. **Screening Patients for Bipolar Disorder:** A major depressive episode may be the initial presentation of bipolar disorder. It is generally believed that treating such an episode with an antidepressant alone may increase the likelihood of precipitation of a mixed/manic episode in patients at risk for bipolar disorder. Whether any of the symptoms described above represent such a conversion is unknown. Prior to initiating antidepressant treatment, patients with depressive symptoms should be screened to determine if they are at risk for bipolar disorder; such screening should include a detailed psychiatric history, including a family history of suicide, bipolar disorder, and depression. Effexor XR is not approved for use in treating bipolar depression. **Potential for Interaction with MAOIs—Adverse reactions, some serious, have been reported in patients who recently discontinued an MAOI and started on venlafaxine, or who recently discontinued venlafaxine prior to initiation of an MAOI. These reactions included tremor, myoclonus, diaphoresis, nausea, vomiting, flushing, dizziness, hyperthermia with features resembling neuroleptic malignant syndrome, seizures, and death. Effexor XR should not be used in combination with an MAOI, or within at least 14 days of discontinuing treatment with an MAOI. At least 7 days should be allowed after stopping venlafaxine before starting an MAOI. **Serotonin Syndrome—**The development of potentially life-threatening serotonin syndrome may occur with Effexor XR treatment, particularly with (i) concomitant use of serotonergic drugs and (ii) with drugs that impair metabolism of serotonin (see **CONTRAINDICATIONS—MAOIs**). If concomitant treatment of Effexor XR with an SSRI, SNRI, or a 5-hydroxytryptamine receptor agonist (triptan) is clinically warranted, careful observation of the patient is advised, particularly during treatment initiation and dose increases. The concomitant use of Effexor XR with serotonin precursors (such as tryptophan supplements) is not recommended. **Sustained Hypertension—**Venlafaxine is associated with sustained increases in blood pressure (BP) in some patients. Postmarketing cases of elevated BP requiring immediate treatment have been reported. Pre-existing hypertension should be controlled. Regular monitoring of BP is recommended. For patients experiencing sustained increase in BP consider either dose reduction or discontinuation. **Mydriasis:** Mydriasis has been reported; monitor patients with raised intraocular pressure or at risk of acute narrow-angle glaucoma (angle-closure glaucoma). **PRECAUTIONS: General—Discontinuation of Treatment with Effexor XR:** Abrupt discontinuation or dose reduction of venlafaxine at various doses is associated with new symptoms, the frequency of which increased with increased dose level and longer duration of treatment. Symptoms include agitation, anorexia, anxiety, confusion, coordination impaired, diarrhea, dizziness, dry mouth, dysphoric mood, emotional lability, fasciculation, fatigue, headaches, hypomania, insomnia, irritability, lethargy, nausea, nervousness, nightmares, seizures, sensory disturbances (e.g., paresthesias such as electric shock sensations), somnolence, sweating, tinnitus, tremor, vertigo, and vomiting. Monitor patients when discontinuing treatment. A gradual reduction in the dose rather than abrupt cessation is recommended. If intolerable symptoms occur following a decrease in the dose or upon discontinuation of treatment, consider resuming the previously prescribed dose. Subsequently, continue decreasing the dose at a more gradual rate. **Insomnia and Nervousness:** Treatment-emergent insomnia and nervousness have been reported. In Phase 3 trials, insomnia led to drug discontinuation in 1% of both depressed patients and Panic Disorder (PD) patients and in 3% of both Generalized Anxiety Disorder (GAD) and Social Anxiety Disorder (SAD) patients. Nervousness led to drug discontinuation in 0.8% of depressed patients, and in 2% of GAD patients, and in 0% of SAD and PD patients. **Changes in Weight: Adult Patients:** In short-term MDD trials, 7% of Effexor XR patients had $\geq 5\%$ loss of body weight and 0.1% discontinued for weight loss. In 6-month GAD studies, 3% of Effexor XR patients had $\geq 7\%$ loss of body weight, and 0.3% discontinued for weight loss in 8-week studies. In 12-week SAD trials, 3% of Effexor XR patients had $\geq 7\%$ loss of body weight and no patients discontinued for weight loss. In 12-week PD trials, 3% of Effexor XR patients had $\geq 7\%$ loss of body weight, and no patients discontinued for weight loss. The safety and efficacy of venlafaxine in combination with weight loss agents, including phentermine, have not been established. Coadministration of Effexor XR and weight loss agents is not recommended. Effexor XR is not indicated for weight loss alone or in combination with other products. **Pediatric Patients:** Weight loss was seen in patients aged 6-17 receiving Effexor XR. More Effexor XR patients than placebo patients experienced weight loss of at least 3.5% in both MDD and GAD studies (18% of Effexor XR patients vs. 3.6% of placebo patients; $P < 0.001$) and the SAD study (47% of Effexor XR patients vs. 14% of placebo patients; $P < 0.001$). Weight loss was not limited to patients with treatment-emergent anorexia (decreased appetite). Children and adolescents in a 6-month MDD study had increases in weight less than expected based on data from age- and sex-matched peers. The difference between observed and expected weight gain was larger for children <12 years old than for adolescents ≥ 12 years old. **Changes in Height: Pediatric Patients:** In 8-week GAD studies, Effexor XR patients aged 6-17 grew an average of 0.3 cm ($n=122$), while placebo patients grew an average of 1.0 cm ($n=132$); $P=0.041$. This difference in height increase was more notable in patients <12. In 8-week MDD studies, Effexor XR patients grew an average of 0.8 cm ($n=146$), while placebo patients grew an average of 0.7 cm ($n=147$). During the 16-week, placebo-controlled SAD study, both the Effexor XR ($n=109$) and the placebo ($n=112$) patients grew an average of 1.0 cm. In the 6-month MDD study, children and adolescents had height increases less than expected based on data from age- and sex-matched peers. The difference between observed and expected growth rates was larger for children <12 years old than for adolescents ≥ 12 years old. **Changes in Appetite: Adult Patients:** Treatment-emergent anorexia was more commonly reported for Effexor XR (8%) than placebo (4%) patients in MDD****

studies. The discontinuation rate for anorexia was 1.0% in MDD studies. Treatment-emergent anorexia was more commonly reported for Effexor XR (8%) than placebo (2%) patients in GAD studies. The discontinuation rate for anorexia was 0.9% for up to 8 weeks in GAD studies. Treatment-emergent anorexia was more commonly reported for Effexor XR (20%) than placebo (2%) patients in SAD studies. The discontinuation rate for anorexia was 0.4% for up to 12 weeks in SAD studies. Treatment-emergent anorexia was more commonly reported for Effexor XR (8%) than placebo (3%) patients in PD studies. The discontinuation rate for anorexia was 0.4% for Effexor XR patients in 12-week PD studies. **Pediatric Patients:** Decreased appetite was seen in pediatric patients receiving Effexor XR. In GAD and MDD trials, 10% of Effexor XR patients aged 6-17 for up to 8 weeks and 3% of placebo patients had treatment-emergent anorexia. None of the patients receiving Effexor XR discontinued for anorexia or weight loss. In the placebo-controlled trial for SAD, 22% and 3% of patients aged 6-17 treated for up to 16 weeks with Effexor XR and placebo, respectively, reported treatment-emergent anorexia (decreased appetite). The discontinuation rates for anorexia were 0.7% and 0.0% for patients receiving Effexor XR and placebo, respectively. The discontinuation rates for weight loss were 0.7% for patients receiving either Effexor XR or placebo. **Activation of Mania/Hypomania:** Mania or hypomania has occurred during short-term depression and PD studies. As with all drugs effective in the treatment of MDD, Effexor XR should be used cautiously in patients with a history of mania. **Hypotension:** Hypotension and/or the syndrome of inappropriate antidiuretic hormone secretion (SIADH) may occur with venlafaxine. Consider this in patients who are volume-depleted, elderly, or taking diuretics. **Seizures:** In all premarketing depression trials with Effexor, seizures were reported in 0.3% of venlafaxine patients. Use cautiously in patients with a history of seizures. Discontinue in any patient who develops seizures. **Abnormal Bleeding:** Abnormal bleeding (most commonly ecchymosis) has been reported. **Serum Cholesterol Elevation:** Clinically relevant increases in serum cholesterol were seen in 5.3% of venlafaxine patients and 0.0% of placebo patients treated for at least 3 months in trials. Consider measurement of serum cholesterol levels during long-term treatment. **Use in Patients With Concomitant Illness:** Use Effexor XR cautiously in patients with diseases or conditions that could affect hemodynamic responses or metabolism. Venlafaxine has not been evaluated in patients with recent history of MI or unstable heart disease. Increases in QT interval (QTc) have been reported in clinical studies. Exercise caution in patients whose underlying medical conditions might be compromised by increases in heart rate. In patients with renal impairment or cirrhosis of the liver, the clearances of venlafaxine and its active metabolites were decreased, prolonging the elimination half-lives. A lower dose may be necessary; use with caution in such patients. **Information for Patients—**Prescribers or other health professionals should inform patients, their families, and their caregivers about the benefits and risks associated with treatment with Effexor XR and should counsel them in its appropriate use. A patient Medication Guide About Using Antidepressants in Children and Teenagers is available for Effexor XR. The prescriber or health professional should instruct patients, their families, and their caregivers to read the Medication Guide and should assist them in understanding its contents. Patients should be given the opportunity to discuss the contents of the Medication Guide and to obtain answers to any questions they may have. The complete text of the Medication Guide is available at www.effexor.com or in the approved prescribing information. Patients should be advised of the following issues and asked to alert their prescriber if these occur while taking Effexor XR. **Clinical Worsening and Suicide Risk:** Patients, their families, and their caregivers should be encouraged to be alert to the emergence of symptoms listed in **WARNINGS: Clinical Worsening and Suicide Risk**, especially those seen early during antidepressant treatment and when the dose is adjusted up or down. Families and caregivers of patients should be advised to observe for the emergence of such symptoms on a day-to-day basis, since changes may be abrupt. Such symptoms should be reported to the patient's prescriber or health professional, especially if they are severe, abrupt in onset, or were not part of the patient's presenting symptoms. Symptoms such as these may be associated with an increased risk for suicidal thinking and behavior and indicate a need for very close monitoring and possibly changes in the medication. Caution patients 1) about operating hazardous machinery, including automobiles, until they are reasonably sure that venlafaxine does not adversely affect their abilities; 2) to avoid alcohol while taking Effexor XR; and 3) about the risk of serotonin syndrome with the concomitant use of Effexor XR and triptans, tramadol, typhlophane supplements, or other serotonergic agents. Patients should be advised to notify their physician 1) if they become pregnant or intend to become pregnant during therapy, or if they are nursing; 2) about other prescription or over-the-counter drugs, including herbal preparations and nutritional supplements they are taking or plan to take; 3) if they develop a rash, hives, or related allergic phenomena; and 4) if they have a history of glaucoma or increased intraocular pressure. **Laboratory Tests—**No specific laboratory tests are recommended. **Drug Interactions—Alcohol:** A single dose of ethanol had no effect on the pharmacokinetics (PK) of venlafaxine or O-desmethylvenlafaxine (ODV), and venlafaxine did not exaggerate the psychomotor and psychometric effects induced by ethanol. **Cimetidine:** Use caution when administering venlafaxine with cimetidine to patients with pre-existing hypertension or hepatic dysfunction, and the elderly. **Diazepam:** A single dose of diazepam did not appear to affect the PK of either venlafaxine or ODV. Venlafaxine did not have any effect on the PK of diazepam or its active metabolite, desmethyldiazepam, or affect the psychomotor and psychometric effects induced by diazepam. **Haloperidol:** Venlafaxine decreased total oral-dose clearance of haloperidol, resulting in a 70% increase in haloperidol AUC. The haloperidol C_{max} increased 88%, but the haloperidol elimination half-life was unchanged. **Lithium:** A single dose of lithium did not appear to affect the PK of either venlafaxine or ODV. Venlafaxine had no effect on the PK of lithium. **Drugs Highly Bound to Plasma Proteins:** Venlafaxine is not highly bound to plasma proteins; coadministration of Effexor XR with a highly protein-bound drug should not cause increased free concentrations of the other drug. **Drugs That Inhibit Cytochrome P450 Isoenzymes:** CYP2D6 Inhibitors: Venlafaxine is metabolized to its active metabolite, ODV, by CYP2D6. Drugs inhibiting this isoenzyme have the potential to increase plasma concentrations of venlafaxine and decrease concentrations of ODV. No dosage adjustment is required when venlafaxine is coadministered with a CYP2D6 inhibitor. Concomitant use of venlafaxine with drug treatment(s) that potentially inhibits both CYP2D6 and CYP3A4, the primary metabolizing enzymes for venlafaxine, has not been studied. Use caution if therapy includes venlafaxine and any agent(s) that produces simultaneous inhibition of these two enzyme systems. **Drugs Metabolized by Cytochrome P450 Isoenzymes:** Venlafaxine is a relatively weak inhibitor of CYP2D6. Venlafaxine did not inhibit CYP1A2 and CYP3A4, CYP2C9 (in vitro), or CYP2C19. **Imipramine:** Imipramine did not affect the PK of imipramine and 2-OH-imipramine. However, desipramine AUC, C_{max} , and C_{min} increased by ~35% in the presence of venlafaxine. The 2-OH-desipramine AUCs increased by 2.5-4.5 fold. Imipramine did not affect the PK of venlafaxine and ODV. **Risperidone:** Venlafaxine slightly inhibited the CYP2D6-mediated metabolism of risperidone to its active metabolite, 9-hydroxyrisperidone, resulting in a ~32% increase in risperidone AUC. Venlafaxine coadministration did not significantly alter the PK profile of the total active moiety (risperidone plus 9-hydroxyrisperidone). **CYP3A4:** Venlafaxine did not inhibit CYP3A4 in vitro and in vivo. **Indinavir:** In a study of 9 healthy volunteers, venlafaxine administration resulted in a 28% decrease in the AUC of a single dose of indinavir and a 36% decrease in indinavir C_{max} . Indinavir did not affect the PK of venlafaxine and ODV. **CYP1A2:** Venlafaxine did not inhibit CYP1A2 in vitro and in vivo. **CYP2C9:** Venlafaxine did not inhibit CYP2C9 in vitro. In vivo, venlafaxine 75 mg by mouth every 12 hours did not alter the PK of a single 550-mg dose of tolbutamide or the CYP2C9-mediated formation of 4-hydroxy-tolbutamide. **CYP2C19:** Venlafaxine did not inhibit the metabolism of diazepam, which is partially metabolized by CYP2C19 (see **Diazepam** above). **MAOIs:** See **CONTRAINDICATIONS** and **WARNINGS: CNS-Active Drugs:** Use caution with concomitant use of venlafaxine and other CNS-active drugs. **Serotonergic Drugs and Triptans (see **WARNINGS: Serotonin Syndrome**):** Based on the mechanism of action of Effexor XR and the potential for serotonin syndrome, caution is advised when Effexor XR is coadministered with other drugs that may affect the serotonergic neurotransmitter systems, such as triptans, SSRIs, other SNRIs, linezolid, lithium, tramadol, or St. John's wort. If concomitant treatment of Effexor XR with these drugs is clinically warranted, careful observation of the patient is advised, particularly during treatment initiation and dose increases. The concomitant use of Effexor XR with tryptophan supplements is not recommended. **Electroconvulsive Therapy (ECT):** There are no clinical data establishing the benefit of ECT combined with Effexor XR treatment. **Carcinogenesis, Mutagenesis, Impairment of Fertility—Carcinogenesis:** There was no increase in tumors in mice and rats given up to 1.7 times the maximum recommended human dose (MRHD) on a mg/m² basis. **Mutagenesis:** Venlafaxine and ODV were not mutagenic in the Ames reverse mutation assay in *Salmonella* bacteria or the CHO/HGPRT mammalian cell forward gene mutation assay. Venlafaxine was not clastogenic in several assays. ODV elicited a clastogenic response in the in vivo chromosomal aberration assay in rat bone marrow. **Impairment of Fertility:** No effects on reproduction or fertility in rats were noted at oral doses of up to 2 times the MRHD on a mg/m² basis. **Pregnancy—Teratogenic Effects—Pregnancy Category C:** Reproduction studies in rats given 2.5 times, and rats given 4 times the MRHD (mg/m² basis) revealed no malformations in offspring. However, in rats given 2.5 times the MRHD, there was a decrease in pup weight, an increase in stillborn pups, and an increase in pup deaths during the first 5 days of lactation when dosing began during pregnancy and continued until weaning. There are no adequate and well-controlled studies in pregnant women; use Effexor XR during pregnancy only if clearly needed. **Nonteratogenic Effects:** Neonates exposed to Effexor XR late in the third trimester have developed complications requiring prolonged hospitalization, respiratory support, and tube feeding. Complications can arise immediately upon delivery. Reports include respiratory distress, cyanosis, apnea, seizures, temperature instability, feeding difficulty, vomiting, hypoglycemia, hypotonia, hypertonia, hyperreflexia, tremor, jitteriness, irritability, and constant crying. This is consistent with a direct toxic effect of SNRIs or a drug discontinuation syndrome. In some cases, it is consistent with serotonin syndrome. When treating a pregnant woman with Effexor XR during the third trimester, carefully consider the potential risks and benefits of treatment and consider tapering Effexor XR in the third trimester. **Labor, Delivery, Nursing—**The effect on labor and delivery in humans is unknown. Venlafaxine and ODV have been reported to be excreted in human milk. Because of the potential for serious adverse reactions in nursing infants from Effexor XR, a decision should be made whether to discontinue nursing or to discontinue the drug, taking into account the importance of the drug to the mother. **Pediatric Use—**Safety and effectiveness in the pediatric population have not been established (see **BOX WARNING** and **WARNINGS: Clinical Worsening and Suicide Risk**). No studies have adequately assessed the impact of Effexor XR on growth, development, and maturation of children and adolescents. Studies suggest Effexor XR may adversely affect weight and height (see **PRECAUTIONS—General, Changes in Height and Changes in Weight**). Should the decision be made to treat a pediatric patient with Effexor XR, regular monitoring of weight and height is recommended during treatment, particularly if long term. The safety of Effexor XR for pediatric patients has not been assessed for chronic treatment >6 months. In studies in patients aged 6-17, blood pressure and cholesterol increases considered to be clinically relevant

vasodilatation, thinking abnormal, decreased libido, and sweating. **Commonly Observed Adverse Events in Controlled Clinical Trials for MDD, GAD, SAD, and PD—Body as a Whole:** asthenia, headache, flu syndrome, accidental injury, abdominal pain. **Cardiovascular:** vasodilatation, hypertension, palpitation. **Digestive:** nausea, constipation, anorexia, vomiting, flatulence, diarrhea, eructation. **Metabolic/Nutritional:** weight loss. **Nervous System:** dizziness, somnolence, insomnia, dry mouth, nervousness, abnormal dreams, tremor, depression, hypertension, paresthesia, libido decreased, agitation, anxiety, twitching. **Respiratory System:** pharyngitis, yawn, sinusitis. **Skin:** sweating. **Special Senses:** abnormal vision. **Urogenital System:** abnormal ejaculation, impotence, orgasmic dysfunction (including anorgasmia) in females. **Vital Sign Changes:** Effexor XR was associated with a mean increase in pulse rate of about 2 beats/min in depression and GAD trials and a mean increase in pulse rate of 4 beats/min in SAD trials. (See **WARNINGS—Sustained Hypertension**). **Laboratory Changes:** Clinically relevant increases in serum cholesterol were noted in Effexor XR clinical trials. Increases were duration dependent over the study period and tended to be greater with higher doses. **Other Events Observed During the Premarketing Evaluation of Effexor and Effexor XR—N=6,670.** "Frequent"—events occurring in at least 1/100 patients; "infrequent"—1/100 to 1/1000 patients; "rare"—fewer than 1/1000 patients. **Body as a whole** - Frequent: chest pain substernal, chills, fever, neck pain; Infrequent: face edema, intentional injury, malaise, moniliasis, neck rigidity, pelvic pain, photosensitivity reaction, suicide attempt, withdrawal syndrome; Rare: appendicitis, bacteremia, carcinoma, cellulitis. **Cardiovascular system** - Frequent: migraine, postural hypotension, tachycardia; Infrequent: angina pectoris, arrhythmia, extrasystoles, hypotension, peripheral vascular disorder (mainly cold feet and/or cold hands), syncope, thrombophlebitis; Rare: aortic aneurysm, arteritis, first-degree atrioventricular block, bigeminy, bundle branch block, capillary fragility, cerebral ischemia, coronary artery disease, congestive heart failure, heart arrest, hematoma, cardiovascular disorder (mitral valve and circulatory disturbance), mucocutaneous hemorrhage, myocardial infarct, pallor, sinus arrhythmia. **Digestive system** - Frequent: increased appetite; Infrequent: bruxism, colitis, dysphagia, tongue edema, esophagitis, gastritis, gastroenteritis, gastrointestinal ulcer, gingivitis, glossitis, rectal hemorrhage, hemorrhoids, melena, oral moniliasis, stomatitis, mouth ulceration; Rare: abdominal distension, biliary pain, cheilitis, cholecystitis, cholelithiasis, esophageal spasms, duodenitis, hematemesis, gastroesophageal reflux disease, gastrointestinal hemorrhage, gum hemorrhage, hepatitis, ileitis, jaundice, intestinal obstruction, liver tenderness, parotitis, periodontitis, proctitis, rectal disorder, salivary gland enlargement, increased salivation, soft stools, tongue discoloration. **Endocrine system** - Rare: galactorrhea, goiter, hyperthyroidism, hypothyroidism, thyroid nodule, thyroiditis. **Hemic and lymphatic system** - Frequent: ecchymosis; Infrequent: anemia, leukocytosis, leukopenia, lymphadenopathy, thrombocytopenia; Rare: basophilia, bleeding time increased, cyanosis, eosinophilia, lymphocytosis, multiple myeloma, purpura, thrombocytopenia. **Metabolic and nutritional** - Frequent: edema, weight gain; Infrequent: alkaline phosphatase increased, dehydration, hypercholesterolemia, hyperglycemia, hyperlipemia, hypoglycemia, hypokalemia, SGOT increased, SGPT increased, thirst; Rare: alcohol intolerance, bilirubinemia, BUN increased, creatinine increased, diabetes mellitus, glycosuria, gout, healing abnormal, hemochromatosis, hypercalcemia, hyperphosphatemia, hyperuricemia, hypocholesterolemia, hyponatremia, hypophosphatemia, hypoproteinemia, uremia. **Musculoskeletal system** - Frequent: arthralgia; Infrequent: arthritis, arthrosis, bone spurs, bursitis, leg cramps, myasthenia, tenosynovitis; Rare: bone pain, pathological fracture, muscle cramp, muscle spasms, musculoskeletal stiffness, myopathy, osteoporosis, osteosclerosis, plantar fasciitis, rheumatoid arthritis, tendon rupture. **Nervous system** - Frequent: amnesia, confusion, depersonalization, hypesthesia, thinking abnormal, trismus, vertigo; Infrequent: akathisia, apathy, ataxia, circumoral paresthesia, CNS stimulation, emotional lability, euphoria, hallucinations, hostility, hyperesthesia, hyperkinesia, hypotonia, incoordination, manic reaction, myoclonus, neuralgia, neuropathy, psychosis, seizure, abnormal speech, stupor, suicidal ideation; Rare: abnormal/changed behavior, adjustment disorder, akinesia, alcohol abuse, aphasia, bradykinesia, buccoglossal syndrome, cerebrovascular accident, feeling drunk, loss of consciousness, delusions, dementia, dystonia, energy increased, facial paralysis, abnormal gait, Guillain-Barré syndrome, homicidal ideation, hyperchlorhydria, hypokinesia, hysteria, impulse control difficulties, libido increased, motion sickness, neuritis, nystagmus, paranoid reaction, paresis, psychotic depression, reflexes decreased, reflexes increased, torticollis. **Respiratory system** - Frequent: cough increased, dyspnea; Infrequent: asthma, chest congestion, epistaxis, hyperventilation, laryngismus, laryngitis, pneumonia, voice alteration; Rare: atelectasis, hemoptysis, hypoventilation, hypoxia, larynx edema, pleurisy, pulmonary embolus, sleep apnea. **Skin and appendages** - Frequent: pruritus; Infrequent: acne, alopecia, contact dermatitis, dry skin, eczema, maculopapular rash, psoriasis, urticaria; Rare: brittle nails, erythema nodosum, exfoliative dermatitis, lichenoid dermatitis, hair discoloration, skin discoloration, furunculosis, hirsutism, leukoderma, miliaria, petechial rash, pruritic rash, pustular rash, vesiculobullous rash, seborrhea, skin atrophy, skin hypertrophy, skin striae, sweating decreased. **Special senses** - Frequent: abnormality of accommodation, mydriasis, taste perversion; Infrequent: conjunctivitis, diplopia, dry eyes, eye pain, hyperacusis, otitis media, parosmia, photophobia, taste loss, visual field defect; Rare: blepharitis, cataract, chromatopsia, conjunctival edema, corneal lesion, deafness, exophthalmos, eye hemorrhage, glaucoma, retinal hemorrhage, subconjunctival hemorrhage, keratitis, labyrinthitis, miosis, papilledema, decreased pupillary reflex, otitis externa, scleritis, uveitis. **Urogenital system** - Frequent: prostatic disorder (prostatitis, enlarged prostate, and prostate irritability), urination impaired; Infrequent: albuminuria, amenorrhea, breast pain, cystitis, dysuria, hematuria, kidney calculus, kidney pain, leukorrhea, menorrhagia, metrorrhagia, nocturia, polyuria, pyuria, urinary incontinence, urinary retention, urinary urgency, vaginal hemorrhage, vaginitis; Rare: abortion, anuria, balanitis, bladder pain, breast discharge, breast engorgement, breast enlargement, endometriosis, female lactation, fibrocystic breast, calcium crystalluria, cervicitis, orchitis, ovarian cyst, prolonged erection, gynecomastia (male), hypomenorrhea, kidney function abnormal, mastitis, menopause, pyelonephritis, oliguria, salpingitis, urolithiasis, uterine hemorrhage, uterine spasm, vaginal dryness. **Postmarketing Reports:** agranulocytosis, anaphylaxis, aplastic anemia, catatonia, congenital anomalies, CPK increased, deep vein thrombophlebitis, delirium, EKG abnormalities such as QT prolongation; cardiac arrhythmias including atrial fibrillation, supraventricular tachycardia, ventricular extrasystoles, and rare reports of ventricular fibrillation and ventricular tachycardia, including torsades de pointes; epidermal necrosis/Stevens-Johnson syndrome, erythema multiforme, extrapyramidal symptoms (including dyskinesia and tardive dyskinesia), angle-closure glaucoma, hemorrhage (including eye and gastrointestinal bleeding), hepatic events (including GGT elevation; abnormalities of unspecified liver function tests; liver damage, necrosis, or failure; and fatty liver), involuntary movements, LDH increased, neuroleptic malignant syndrome-like events (including a case of a 10-year-old who may have been taking methylphenidate, was treated and recovered), neutropenia, night sweats, pancreatitis, pancytopenia, panic, prolactin increased, pulmonary eosinophilia, renal failure, rhabdomyolysis, serotonin syndrome, shock-like electrical sensations or tinnitus (in some cases, subsequent to the discontinuation of venlafaxine or tapering of dose), and SIADH (usually in the elderly). Elevated clozapine levels that were temporally associated with adverse events, including seizures, have been reported following the addition of venlafaxine. Increases in prothrombin time, partial thromboplastin time, or INR have been reported when venlafaxine was given to patients on warfarin therapy. **DRUG ABUSE AND DEPENDENCE:** Effexor XR is not a controlled substance. Evaluate patients carefully for history of drug abuse and observe such patients closely for signs of misuse or abuse. **OVERDOSAGE:** Electrocardiogram changes (e.g., prolongation of QT interval, bundle branch block, QRS prolongation), sinus and ventricular tachycardia, bradycardia, hypotension, altered level of consciousness (ranging from somnolence to coma), rhabdomyolysis, seizures, vertigo, liver necrosis, and death have been reported. Treatment should consist of those general measures employed in the management of overdose with any antidepressant. Ensure an adequate airway, oxygenation and ventilation. Monitor cardiac rhythm and vital signs. General supportive and symptomatic measures are also recommended. Induction of emesis is not recommended. Gastric lavage with a large bore orogastric tube with appropriate airway protection, if needed, may be indicated if performed soon after ingestion or in symptomatic patients. Activated charcoal should be administered. Due to the large volume of distribution of this drug, forced diuresis, dialysis, hemoperfusion, and exchange transfusion are unlikely to be of benefit. No specific antidotes for venlafaxine are known. In managing overdose, consider the possibility of multiple drug involvement. Consider contacting a poison control center for additional information on the treatment of overdose. Telephone numbers for certified poison control centers are listed in the Physicians' Desk Reference® (PDR). **DOSE AND ADMINISTRATION:** Consult full prescribing information for dosing instructions. **Switching Patients to or From an MAOI—**At least 14 days should elapse between discontinuation of an MAOI and initiation of therapy with Effexor XR. At least 7 days should be allowed after stopping Effexor XR before starting an MAOI (see **CONTRAINDICATIONS** and **WARNINGS**). This brief summary is based on Effexor XR Prescribing Information W10404C019, revised November 2005.

Take a closer look at

Dialogues

Time to Talk™

Dialogues

is a unique patient support and education program that is designed to help you foster successful therapy

Dialogues

offers patients access to a call center to speak with a health care provider for patient support and education to reinforce your efforts

Dialogues

supplies feedback and updates about these patient calls to you, their physician

Encourage your **EFFEXOR XR** patients to enroll in **Dialogues** by calling 866-313-3737 —and you can visit mddpatientsupport.com

The most common adverse events reported in EFFEXOR XR short-term placebo-controlled depression, generalized anxiety disorder (GAD), social anxiety disorder (SAD), and/or panic disorder (PD) trials (incidence $\geq 10\%$ and $\geq 2x$ that of placebo) were anorexia, asthenia, constipation, dizziness, dry mouth, ejaculation problems, impotence, insomnia, nausea, nervousness, somnolence, and sweating.

ONCE-DAILY
VENLAFAXINE HCl
EFFEXOR XR® EXTENDED
RELEASE
CAPSULES

The change they deserve.

References: 1. Data on file, Wyeth Pharmaceuticals Inc. 2. Effexor XR® (venlafaxine HCl) Extended-Release and Effexor Immediate-Release Prescribing Information, Wyeth Pharmaceuticals Inc.

Please see brief summary of Prescribing Information on adjacent pages.

Wyeth®

© 2005, Wyeth Pharmaceuticals Inc., Philadelphia, PA 19101

116524-01

Wyeth®

© 2005, Wyeth Pharmaceuticals Inc., Philadelphia, PA 19101
116965-01

CLINICAL UPDATES IN NEUROPSYCHIATRY

576 News From the Field of Neuroscience

- **FDA Approves Rivastigmine Tartrate for the Treatment of Parkinsons' Disease Dementia**
- **Identification of Common Genetic Traits Across Different Disorders May Improve Treatment**
- **Paroxetine May Benefit Patients with Dysthmic Disorder**
- **History of Past Traumatic Incidents not Increased Among OCD Patients**
- **Schizophrenia May be More Severe in Patients with Tardive Dyskinesia**

PEARLS IN CLINICAL NEUROSCIENCE

580 The Cognitive-Affective Neuroscience of the Unconscious

Dan J. Stein, MD, PhD, University of Cape Town; Mark Solms, PhD, University of Cape Town; and Jack van Honk, PhD, Utrecht University

CME QUIZ

642 The quiz is CME-accredited by Mount Sinai School of Medicine for 3.0 credit hours.

Founded in 1996, *CNS Spectrums* is indexed in Index Medicus and is available on MEDLINE under the citation *CNS Spectr.* *CNS Spectrums* is also distributed to all CINP members and is accredited for international CME by EACIC.

CNS Spectrums (ISSN 1092-8529) is published monthly by MBL Communications, Inc. 333 Hudson Street, 7th Floor, New York, NY 10013.

One-year subscription rates: domestic \$120; foreign \$195; in-training \$85. For subscriptions: Tel: 212-328-0800; Fax: 212-328-0600; Web: www.cns-spectrums.com. Single issues: \$15 – E-mail ks@mbllcommunications.com

For editorial inquiries, please fax us at 212-328-0600 or E-mail José R. Ralat at jrr@mbllcommunications.com. For bulk reprint purchases, please contact Christopher Naccari at cdn@mbllcommunications.com.

Subscribers: send address changes to *CNS Spectrums* c/o MMS, Inc., 185 Hansen Court, Suite 110, Wood Dale, IL 60191-1150.

This month's issue of *CNS Spectrums*, as well as a host of educational resources, enduring materials, and archived issues, is available at www.cns-spectrums.com.

Opinions and views expressed by authors are their own and do not necessarily reflect the views of the publisher, MBL Communications, Inc., *CNS Spectrums*, LLC, or the editorial advisory board.

Advertisements in *CNS Spectrums* are accepted on the basis of adherence to ethical medical standards, but acceptance does not imply endorsement by *CNS Spectrums* or the publisher.

CNS Spectrums is a registered trademark of *CNS Spectrums*, LLC, New York, NY. Permission to reproduce articles in whole or part must be obtained in writing from the publisher.



BPA member since July 2005.

Copyright © 2006 by MBL Communications, Inc. All rights reserved. Printed in the United States.

I never thought I could be myself again Now I can

#1

Now the most prescribed atypical*

Proven efficacy

To help patients achieve continued success¹⁻⁴

Trusted tolerability

To help patients stay on treatment¹⁻⁵

SEROQUEL is indicated for the treatment of acute manic episodes associated with bipolar I disorder, as either monotherapy or adjunct therapy with lithium or divalproex, and the treatment of schizophrenia. Patients should be periodically reassessed to determine the need for continued treatment.

Elderly patients with dementia-related psychosis treated with atypical antipsychotic drugs are at an increased risk (1.6 to 1.7 times) of death compared to placebo (4.5% vs 2.6%, respectively). SEROQUEL is not approved for the treatment of patients with dementia-related psychosis.

Prescribing should be consistent with the need to minimize the risk of tardive dyskinesia. A rare condition referred to as neuroleptic malignant syndrome has been reported with this class of medications, including SEROQUEL.

Hyperglycemia, in some cases extreme and associated with ketoacidosis, hyperosmolar coma, or death, has been reported in patients treated with atypical antipsychotics, including SEROQUEL. Patients starting treatment with atypical antipsychotics who have or are at risk for diabetes should undergo fasting blood glucose testing at the beginning of and during treatment. Patients who develop symptoms of hyperglycemia should also undergo fasting blood glucose testing.

Precautions include the risk of seizures, orthostatic hypotension, and cataract development.

The most commonly observed adverse events associated with the use of SEROQUEL in clinical trials were somnolence, dry mouth, dizziness, constipation, asthenia, abdominal pain, postural hypotension, pharyngitis, SGPT increase, dyspepsia, and weight gain.

* All atypical prescriptions: Total prescriptions, Jan. 05-Feb. 06. New prescriptions, Sept. 04-Feb. 06. IMS Health. National Prescription Audit.

[†] Significant improvement in all 11 YMRS items was measured at Day 21 and continued through Day 84 in monotherapy mania trials.

Please see Brief Summary of Prescribing Information on adjacent page.



Seroquel[®]

quetiapine fumarate

25 mg, 50 mg, 100 mg, 200 mg, 300 mg & 400 mg tablets

Redefine Success

AstraZeneca 

AstraZeneca Pharmaceuticals LP

© 2006 AstraZeneca Pharmaceuticals LP. All rights reserved.

SEROQUEL is a registered trademark of the AstraZeneca group of companies.

239378

4/06

www.SEROQUEL.com

References: 1. Vieta E, Mullen J, Brecher M, et al. Quetiapine monotherapy for mania associated with bipolar disorder: combined analysis of two international, double-blind, randomised, placebo-controlled studies. *Curr Med Res Opin.* 2005;21:923-934. 2. Sachs G, Chengappa KNR, Suppes T, et al. Quetiapine with lithium or divalproex for the treatment of bipolar mania: a randomized, double-blind, placebo-controlled study. *Bipolar Disord.* 2004;6:213-223. 3. Small JG, Kolar MC, Kellams JJ. Quetiapine in schizophrenia: onset of action within the first week of treatment. *Curr Med Res Opin.* 2004;20:1017-1023. 4. Kasper S, Brecher M, Fitton L, et al. Maintenance of long-term efficacy and safety of quetiapine in the open-label treatment of schizophrenia. *Int Clin Psychopharmacol.* 2004;19:281-289. 5. SEROQUEL Prescribing Information.

BRIEF SUMMARY of Prescribing Information—Before prescribing, please consult complete Prescribing Information.

Increased Mortality in Elderly Patients with Dementia-Related Psychosis
Elderly patients with dementia-related psychosis treated with atypical antipsychotic drugs are at an increased risk of death compared to placebo. In a clinical trial of 10 weeks in elderly patients (aged 65 and older), the rate of death in these patients revealed a risk of death in the drug-treated patients of between 1.8 to 1.7 times that seen in placebo-treated patients. Over the course of a typical 10-week controlled trial, the rate of death in drug-treated patients was about 4.5%, compared to a rate of about 2.6% in the placebo group. Although the cause of death were varied, most of the deaths appeared to be either cardiovascular (e.g., heart failure, sudden death) or infectious (e.g., pneumonia) in nature. SEROQUEL (quetiapine) is not approved for the treatment of patients with Dementia-Related Psychosis.

INDICATIONS AND USAGE: Bipolar Mania: SEROQUEL is indicated for the treatment of acute manic episodes associated with bipolar I disorder, as either monotherapy or adjunct therapy to lithium or divalproex. The efficacy of SEROQUEL in acute bipolar mania was established in two 12-week monotherapy trials and one 3-week adjunct therapy trial of bipolar I patients hospitalized for up to 7 days for acute mania. Effectiveness has not been systematically evaluated in clinical trials for more than 12 weeks in monotherapy and 3 weeks in adjunct therapy. Therefore, the physician who uses SEROQUEL for extended periods should periodically re-evaluate the long-term risks and benefits of the drug for the individual patient. Schizophrenia: SEROQUEL is indicated for the treatment of schizophrenia. The efficacy of SEROQUEL in schizophrenia was established in short-term (6-week) controlled trials of schizophrenia patients. The effectiveness of SEROQUEL in long-term use, that is, for more than 6 weeks, has not been systematically evaluated in controlled trials. Therefore, the physician who uses SEROQUEL for extended periods should periodically re-evaluate the long-term usefulness of the drug for the individual patient.

CONTRAINDICATIONS: SEROQUEL is contraindicated in individuals with a known hypersensitivity to this medication or to its ingredients.

Warnings: **Increased Mortality in Elderly Patients with Dementia-Related Psychosis:** Elderly patients with dementia-related psychosis treated with atypical antipsychotic drugs are at an increased risk of death compared to placebo. SEROQUEL (quetiapine) is not approved for the treatment of patients with dementia-related psychosis (see boxed warning). **Neuroleptic Malignant Syndrome (NMS):** A potentially fatal syndrome complex sometimes referred to as Neuroleptic Malignant Syndrome (NMS) has been reported in association with administration of antipsychotic drugs, including SEROQUEL. Rare cases have been reported with SEROQUEL. Clinical manifestations of NMS are hyperreflexia, rigidity, altered mental status, autonomic instability (irregular pulse or blood pressure, tachycardia, diaphoresis, and cardiac dysrhythmia), and additional signs include elevated creatine phosphokinase, myoglobinuria (rhabdomyolysis) and acute renal failure. The diagnostic evaluation of patients with this syndrome is complicated. In arriving at a diagnosis, it is important to exclude cases where the clinical presentation includes both serious medical illness (e.g., pneumonia, systemic infection, etc.) and untreated or inadequately treated extrapyramidal signs and symptoms (EPS). Other important considerations in the differential diagnosis include central nervous system (CNS) lesions, drug-induced parkinsonism, and other etiologies of autonomic instability. The management of NMS should include: 1) immediate discontinuation of antipsychotic drugs and other drugs not essential to concurrent therapy; 2) intensive symptomatic treatment and medical monitoring; and 3) treatment of any concomitant serious medical problems for which specific treatments are available. There is no general agreement about specific pharmacological treatment regimens for NMS. If a patient requires antipsychotic drug treatment after recovery from NMS, the potential risk of drug therapy should be carefully considered. The risk should be carefully weighed against the clinical benefits. SEROQUEL is indicated for the treatment of patients with dementia-related psychosis. Involuntary, dysynergic movements may develop in patients treated with antipsychotic drugs. Although the prevalence of the syndrome appears to be highest among the elderly, especially elderly women, it is possibly to rely upon prevalence estimates to predict, at the inception of antipsychotic treatment, which patients are likely to develop the syndrome. Therefore antipsychotic drug products offer in their potential to cause tardive dyskinesia to unknown. The risk of developing tardive dyskinesia and the likelihood that it will become irreversible are believed to increase as the cumulative dose increases and as the duration of exposure to drug administered to the patient increases. However, the syndrome can develop, although much less commonly, after actively brief treatment periods or low doses. There is no known treatment for established cases of tardive dyskinesia, although the syndrome may remit, partially or completely, if antipsychotic treatment is withdrawn. Antipsychotic treatment, itself, however, may perpetuate (or partially suppress) the signs and symptoms of the syndrome and thereby may possibly mask the underlying process. The effect that symptomatic suppression has upon the long-term course of the syndrome is unknown. When these considerations, SEROQUEL should be prescribed in a manner that most closely minimizes the occurrence of tardive dyskinesia. SEROQUEL should be used in the lowest effective dose reserved for patients who appear to suffer from a chronic illness that (1) is known to respond to antipsychotic drugs, and (2) who, when alternative, equally effective, but potentially less harmful treatments are not available or appropriate, in patients who do require chronic treatment, the smallest dose and the shortest duration of treatment providing a satisfactory clinical response should be sought. The need for continued treatment should be reassessed periodically. If signs and symptoms of tardive dyskinesia appear in a patient on SEROQUEL, drug discontinuation should be considered. However, some patients may require continued treatment for the prevention of relapse. **Hyperglycemia and Diabetes Mellitus:** Hyperglycemia, in some cases extreme and associated with ketoadidosis or hyperosmolar coma or death, has been reported in patients treated with atypical antipsychotics, including SEROQUEL. Assessment of the relationship between atypical antipsychotic use and glucose abnormalities is complicated by the possibility of an increased background risk of diabetes mellitus in patients with schizophrenia and the increasing incidence of diabetes mellitus in the general population. Given these confounders, the relationship between atypical antipsychotic use and hyperglycemia is unclear. In some cases, the presence of hyperglycemia in clinical studies suggests an increased risk of treatment-emergent hyperglycemia-related adverse events in patients treated with the atypical antipsychotics. Prospective risk estimates for hyperglycemia-related adverse events in patients treated with atypical antipsychotics are not available. Patients with an established diagnosis of diabetes mellitus who are started on atypical antipsychotics should be monitored regularly for worsening of glucose control. Patients with risk factors for diabetes mellitus (e.g., obesity, family history of diabetes) who are starting treatment with atypical antipsychotics should undergo regular glucose testing at the beginning of treatment and periodically during treatment. Any patient treated with atypical antipsychotics should be monitored for symptoms of hyperglycemia including polydipsia, polyuria, polyphagia, and weakness. Patients who develop symptoms of hyperglycemia during treatment with atypical antipsychotics should undergo fasting blood glucose testing. In some cases, hyperglycemia has resolved when the atypical antipsychotic was discontinued; however, some patients require continuation of anti-diabetic treatment despite discontinuation of the suspect drug.

PRECAUTIONS: **General:** **Orthostatic Hypotension:** SEROQUEL may induce orthostatic hypotension associated with dizziness, tachycardia, and blurred vision during the initial treatment period, especially in patients who are already receiving its adrenergic antagonist properties. Syncope was reported in 1% (2/2557) of patients treated with SEROQUEL, compared with 0% (0/67) on placebo and about 0.4% (2/527) in active control groups. SEROQUEL should be used with particular caution in patients with known cardiovascular disease (history of myocardial infarction or ischemic heart disease, heart failure or conduction abnormalities), cerebrovascular disease or conditions which would predispose patients to hypotension (dehydration, hypovolemia and treatment with antihypertensive medications). The risk of orthostatic hypotension is increased in elderly patients. The maximum recommended dose is 25 mg bid. If hypotension occurs during titration to the target dose, a return to the previous dose in the titration schedule is appropriate. **Cardiac:** The development of cardiac events was observed in association with quetiapine treatment in chronic drug studies (see Animal Toxicology). Late changes have also been observed in patients during long-term SEROQUEL treatment, but a causal relationship to SEROQUEL use has not been established. **Nevertheless, the possibility of a latent cardiac condition cannot be excluded at this time. Therefore, examination of the patient by medical history, physical examination, and electrocardiogram (ECG) is recommended at initiation of treatment or shortly thereafter, and at 6-month intervals during chronic treatment. Serum:** During clinical trials, serum urea nitrogen increased in 0.8% (18/2792) of patients treated with SEROQUEL compared to 0.2% (1/67) on placebo and 0.7% (4/527) on active control groups. As with other antipsychotics SEROQUEL should be used cautiously in patients with history of uremia or with conditions that potentially lower the seizure threshold, e.g., Alzheimer's dementia. Conditions that lower the seizure threshold may be more prevalent in a population that may require treatment with antipsychotics. In clinical trials, the incidence of a related decrease in total and free thyroxine (T4) of approximately 20% at the end of the treatment dose range was maximal in the first two to four weeks of treatment and maintained without adaptation or progression during more chronic therapy. Generally, these changes were of no clinical significance and TSH was unchanged in most patients, and levels of T3 were unchanged. In nearly all cases, cessation of SEROQUEL treatment was associated with a reversal of the effects on total and free T4, irrespective of the duration of treatment. About 0.4% (12/2791) of SEROQUEL patients did experience TSH increases in monotherapy studies. Six of the patients with TSH increases received replacement therapy with levothyroxine. In placebo-treated patients, the incidence of hypothyroidism was 0.2% (2/1496). Of SEROQUEL treated patients compared to 0% (0/67) on placebo. These hypothyroid events elevated TSH levels. 1% (2/1496) of SEROQUEL treated patients with elevated TSH levels, 3 had simultaneous low free T4 levels. **Cholesterol and Triglyceride Elevations:** In schizophrenia trials, SEROQUEL treated patients had increases from baseline in cholesterol and triglycerides of 11% and 17%, respectively, compared to slight decreases for placebo patients. These changes were only weakly related to the increases in weight observed in SEROQUEL treated patients. **Hyperproliferative Disorders:** In schizophrenia trials, SEROQUEL treated patients had increases in prolactin with SEROQUEL. Increased prolactin levels were observed in rat studies with this compound, and were associated with an increase in mammary gland neoplasia in rats (see Carcinogenesis). Tissue culture experiments indicate that approximately one-third of human breast cancers are prolactin dependent in vitro, a factor of potential importance if the prescription of these drugs is contemplated in a patient with previously detected breast cancer. Although adverse effects such as galactorrhea, amenorrhea, gynecomastia, and impotence have been reported with prolactin-elevating compounds, the clinical consequences of prolactin increases in humans are not clear. Most of the epidemiological studies conducted to date have shown no association between chronic administration of this class of drugs and tumorigenesis in humans; the available evidence is considered to be limited to be conclusive at this time. **Transaminase Elevations:** Asymptomatic, transient and reversible elevations in serum transaminases (primarily ALT) have been reported. In schizophrenia trials, the proportions of patients with transaminase elevations of 3 times the upper limits of the normal reference range in a pool of 5- to 6-week placebo-controlled trials were approximately 4% for SEROQUEL compared to 3% for placebo. In acute bipolar mania trials, the proportions of patients with transaminase elevations of 3 times the upper limits of the normal reference range in a pool of 3- to 12-week placebo-controlled trials were approximately 1% for both SEROQUEL and placebo. These hepatic enzyme elevations usually occurred within the first 3 weeks of drug treatment and promptly returned to pre-study levels with ongoing treatment with SEROQUEL. **Potential for Cognitive and Motor Impairment:** Somnolence was a commonly reported adverse event reported in patients treated with SEROQUEL, especially during the 3-5 day period of initial dose titration. In schizophrenia trials, somnolence was reported in 16% of patients on SEROQUEL compared to 11% of placebo patients. In acute bipolar mania trials, somnolence was reported in 15% of patients on SEROQUEL compared to 4% of placebo patients. In acute bipolar mania trials using SEROQUEL as adjunct therapy, somnolence was reported in 34% of patients on SEROQUEL compared to 9% of placebo patients. Since SEROQUEL has the potential to impair judgment, thinking, or motor skills, patients should be cautioned about performing activities requiring mental alertness, such as operating a motor vehicle (including automobiles) or operating hazardous machinery until they are reasonably certain that SEROQUEL therapy does not affect them adversely. **Use of SEROQUEL with Alcohol:** The combination of SEROQUEL with alcohol may increase the risk of orthostatic hypotension. A causal relationship to hypotension has not been established. Other drugs with alpha-adrenergic blocking effects have been reported to induce orthostatic hypotension, and it is possible that SEROQUEL may have this capacity. Severe hypotension may require supportive intervention. **Body Temperature Regulation:** Although not reported with SEROQUEL, disruption of the body's ability to reduce core body temperature has been attributed to antipsychotic agents. Appropriate care is advised when prescribing SEROQUEL for patients who will be experiencing conditions which may

contribute to an elevation in core body temperature, e.g., exercising strenuously, exposure to extreme heat, receiving concomitant medication with anticholinergic activity, or being subject to dehydration. **Orthostatic Hypotension:** Orthostatic hypotension and aspiration have been associated with antipsychotic drug use. Aspiration pneumonia is a common cause of morbidity and mortality in elderly patients, in particular those with advanced Alzheimer's dementia. SEROQUEL and other antipsychotic drugs should be used cautiously in patients at risk for aspiration pneumonia. **Suicide:** The possibility of a suicide attempt is inherent in bipolar disorder and schizophrenia; close supervision of high risk patients may accompany the initial treatment. Prescribing of SEROQUEL should be written for the smallest quantity of tablets consistent with good medical practice in order to reduce the risk of overdose. **Use in Patients with Concomitant Illness:** Clinical experience with SEROQUEL in patients with certain concomitant systemic illnesses is limited. SEROQUEL has not been evaluated or used to any appreciable extent in patients with a recent history of myocardial infarction or unstable heart disease. Patients with these diagnoses were excluded from premarketing clinical studies. Because of the risk of orthostatic hypotension with SEROQUEL, caution should be observed in patients with conditions that may increase this risk (e.g., dehydration, hypovolemia). **Information for Patients:** Physicians are advised to discuss the following issues with patients prior to prescribing SEROQUEL. Patients should be advised of the following: the potential for orthostatic hypotension, especially during the 3-5 day period of initial dose titration, and also of times of initiating therapy or increase in dose. **Interference with Cognitive and Motor Performance:** Since somnolence was a commonly reported adverse event associated with SEROQUEL treatment, patients should be advised of the risk of somnolence, especially during the 3-5 day period of initial dose titration. Patients should be cautioned about performing any activity requiring mental alertness, such as operating a motor vehicle (including automobiles) or operating hazardous machinery, until they are reasonably certain that SEROQUEL therapy does not affect them adversely. **Use of SEROQUEL with Alcohol:** The combination of SEROQUEL with alcohol may increase the risk of orthostatic hypotension. A causal relationship to hypotension has not been established. Other drugs with alpha-adrenergic blocking effects have been reported to induce orthostatic hypotension, and it is possible that SEROQUEL may have this capacity. Severe hypotension may require supportive intervention. **Body Temperature Regulation:** Although not reported with SEROQUEL, disruption of the body's ability to reduce core body temperature has been attributed to antipsychotic agents. Appropriate care is advised when prescribing SEROQUEL for patients who will be experiencing conditions which may contribute to an elevation in core body temperature, e.g., exercising strenuously, exposure to extreme heat, receiving concomitant medication with anticholinergic activity, or being subject to dehydration. **Orthostatic Hypotension:** Orthostatic hypotension and aspiration have been associated with antipsychotic drug use. Aspiration pneumonia is a common cause of morbidity and mortality in elderly patients, in particular those with advanced Alzheimer's dementia. SEROQUEL and other antipsychotic drugs should be used cautiously in patients at risk for aspiration pneumonia. **Suicide:** The possibility of a suicide attempt is inherent in bipolar disorder and schizophrenia; close supervision of high risk patients may accompany the initial treatment. Prescribing of SEROQUEL should be written for the smallest quantity of tablets consistent with good medical practice in order to reduce the risk of overdose. **Use in Patients with Concomitant Illness:** Clinical experience with SEROQUEL in patients with certain concomitant systemic illnesses is limited. SEROQUEL has not been evaluated or used to any appreciable extent in patients with a recent history of myocardial infarction or unstable heart disease. Patients with these diagnoses were excluded from premarketing clinical studies. Because of the risk of orthostatic hypotension with SEROQUEL, caution should be observed in patients with conditions that may increase this risk (e.g., dehydration, hypovolemia). **Information for Patients:** Physicians are advised to discuss the following issues with patients prior to prescribing SEROQUEL. Patients should be advised of the following: the potential for orthostatic hypotension, especially during the 3-5 day period of initial dose titration, and also of times of initiating therapy or increase in dose. **Interference with Cognitive and Motor Performance:** Since somnolence was a commonly reported adverse event associated with SEROQUEL treatment, patients should be advised of the risk of somnolence, especially during the 3-5 day period of initial dose titration. Patients should be cautioned about performing any activity requiring mental alertness, such as operating a motor vehicle (including automobiles) or operating hazardous machinery, until they are reasonably certain that SEROQUEL therapy does not affect them adversely. **Use of SEROQUEL with Alcohol:** The combination of SEROQUEL with alcohol may increase the risk of orthostatic hypotension. A causal relationship to hypotension has not been established. Other drugs with alpha-adrenergic blocking effects have been reported to induce orthostatic hypotension, and it is possible that SEROQUEL may have this capacity. Severe hypotension may require supportive intervention. **Body Temperature Regulation:** Although not reported with SEROQUEL, disruption of the body's ability to reduce core body temperature has been attributed to antipsychotic agents. Appropriate care is advised when prescribing SEROQUEL for patients who will be experiencing conditions which may

contribute to an elevation in core body temperature, e.g., exercising strenuously, exposure to extreme heat, receiving concomitant medication with anticholinergic activity, or being subject to dehydration. **Orthostatic Hypotension:** Orthostatic hypotension and aspiration have been associated with antipsychotic drug use. Aspiration pneumonia is a common cause of morbidity and mortality in elderly patients, in particular those with advanced Alzheimer's dementia. SEROQUEL and other antipsychotic drugs should be used cautiously in patients at risk for aspiration pneumonia. **Suicide:** The possibility of a suicide attempt is inherent in bipolar disorder and schizophrenia; close supervision of high risk patients may accompany the initial treatment. Prescribing of SEROQUEL should be written for the smallest quantity of tablets consistent with good medical practice in order to reduce the risk of overdose. **Use in Patients with Concomitant Illness:** Clinical experience with SEROQUEL in patients with certain concomitant systemic illnesses is limited. SEROQUEL has not been evaluated or used to any appreciable extent in patients with a recent history of myocardial infarction or unstable heart disease. Patients with these diagnoses were excluded from premarketing clinical studies. Because of the risk of orthostatic hypotension with SEROQUEL, caution should be observed in patients with conditions that may increase this risk (e.g., dehydration, hypovolemia). **Information for Patients:** Physicians are advised to discuss the following issues with patients prior to prescribing SEROQUEL. Patients should be advised of the following: the potential for orthostatic hypotension, especially during the 3-5 day period of initial dose titration, and also of times of initiating therapy or increase in dose. **Interference with Cognitive and Motor Performance:** Since somnolence was a commonly reported adverse event associated with SEROQUEL treatment, patients should be advised of the risk of somnolence, especially during the 3-5 day period of initial dose titration. Patients should be cautioned about performing any activity requiring mental alertness, such as operating a motor vehicle (including automobiles) or operating hazardous machinery, until they are reasonably certain that SEROQUEL therapy does not affect them adversely. **Use of SEROQUEL with Alcohol:** The combination of SEROQUEL with alcohol may increase the risk of orthostatic hypotension. A causal relationship to hypotension has not been established. Other drugs with alpha-adrenergic blocking effects have been reported to induce orthostatic hypotension, and it is possible that SEROQUEL may have this capacity. Severe hypotension may require supportive intervention. **Body Temperature Regulation:** Although not reported with SEROQUEL, disruption of the body's ability to reduce core body temperature has been attributed to antipsychotic agents. Appropriate care is advised when prescribing SEROQUEL for patients who will be experiencing conditions which may

Treatment-Emergent Adverse Experience Incidence in 3- to 12-Week Placebo-Controlled Clinical Trials for the Treatment of Schizophrenia and Bipolar Mania (monotherapy): Body as a Whole: Headache, Pain, Asthenia, Abdominal Pain, Back Pain, Fever, Cardiovascular: Tachycardia, Postural Hypotension, Hypotension; Dry Mouth, Constipation, Vomiting, Dyspepsia, Gastroenteritis, Gamma-Glutamyl Transaminase Increased, Alanine Aminotransferase Increased, Weight Gain, SGPT Increased, SGOT Increased; Nervous: Agitation, Somnolence, Dizziness, Anxiety; Respiratory: Pharyngitis, Rhinitis; Skin and Appendages: Rash; Special Senses: Amblyopia. **Events for which the SEROQUEL incidence was equal to or less than placebo are not listed, but included the following:** accidental injury, ataxia, chest pain, cough increased, depression, diarrhea, extrapyramidal syndrome, hostility, hyperreflexia, hypotension, increased appetite, inattention, insomnia, leukopenia, malaise, nausea, nervousness, paresthesia, pharyngitis, rhinitis, sinusitis, tachycardia, weight increase. **Events for which the incidence was greater than placebo are listed below:** In placebo-controlled trials, the incidence of adverse events associated with the use of SEROQUEL (incidence of 5% or greater) and observed a rate on SEROQUEL at least twice that of placebo were somnolence (18%), dizziness (11%), dry mouth (9%), constipation (8%), SGPT increased (5%), weight gain (5%), and dyspepsia (5%). Table 2 from the full Prescribing Information, enumerates the incidence, rounded to the nearest percent, of treatment-emergent adverse events that occurred during therapy (up to 3-weeks) of acute mania in 5% or more of patients treated with SEROQUEL (doses ranging from 100 to 800 mg/day) used as adjunct therapy to lithium and divalproex where the incidence in placebo-treated patients was greater than the incidence in placebo-treated patients. **Treatment-Emergent Adverse Experience Incidence in 3-Week Placebo-Controlled Clinical Trial for the Treatment of Bipolar Mania (Adjunct Therapy):** Body as a Whole: Headache, Pain, Asthenia, Abdominal Pain, Back Pain, Fever, Cardiovascular: Postural Hypotension, Hypotension; Dry Mouth, Constipation, Metabolic and Nutritional: Weight Gain; Nervous: Somnolence, Dizziness, Tremor; Respiratory: Pharyngitis. **Events for which the SEROQUEL incidence was equal to or less than placebo are not listed, but included the following:** ataxia, diarrhea, insomnia, and nausea. In these studies, the most commonly observed adverse events associated with the use of SEROQUEL (incidence of 5% or greater) and observed a rate on SEROQUEL at least twice that of placebo were somnolence (34%), dry mouth (19%), asthenia (10%), constipation (10%), abdominal pain (7%), postural hypotension (7%), pharyngitis (6%), and weight gain (6%). Explorations for interactions on the basis of gender, age, and race did not reveal any clinically meaningful differences in the adverse event occurrence on the basis of these demographic factors. **Dose Dependence of Adverse Events in Short-Term, Placebo-Controlled Trials:** The following table summarizes the incidence of adverse events from a study of schizophrenia comparing the fixed doses of SEROQUEL (150, 300, 450, 600, and 750 mg/day) to placebo. **Events for which the incidence was greater than placebo are listed below:** In placebo-controlled trials, the incidence of adverse events associated with the use of SEROQUEL (incidence of 5% or greater) and observed a rate on SEROQUEL at least twice that of placebo were somnolence (34%), dry mouth (19%), asthenia (10%), constipation (10%), abdominal pain (7%), postural hypotension (7%), pharyngitis (6%), and weight gain (6%). Explorations for interactions on the basis of gender, age, and race did not reveal any clinically meaningful differences in the adverse event occurrence on the basis of these demographic factors. **Dose Dependence of Adverse Events in Short-Term, Placebo-Controlled Trials:** The following table summarizes the incidence of adverse events from a study of schizophrenia comparing the fixed doses of SEROQUEL (150, 300, 450, 600, and 750 mg/day) to placebo. **Events for which the incidence was greater than placebo are listed below:** In placebo-controlled trials, the incidence of adverse events associated with the use of SEROQUEL (incidence of 5% or greater) and observed a rate on SEROQUEL at least twice that of placebo were somnolence (34%), dry mouth (19%), asthenia (10%), constipation (10%), abdominal pain (7%), postural hypotension (7%), pharyngitis (6%), and weight gain (6%). Explorations for interactions on the basis of gender, age, and race did not reveal any clinically meaningful differences in the adverse event occurrence on the basis of these demographic factors. **Dose Dependence of Adverse Events in Short-Term, Placebo-Controlled Trials:** The following table summarizes the incidence of adverse events from a study of schizophrenia comparing the fixed doses of SEROQUEL (150, 300, 450, 600, and 750 mg/day) to placebo. **Events for which the incidence was greater than placebo are listed below:** In placebo-controlled trials, the incidence of adverse events associated with the use of SEROQUEL (incidence of 5% or greater) and observed a rate on SEROQUEL at least twice that of placebo were somnolence (34%), dry mouth (19%), asthenia (10%), constipation (10%), abdominal pain (7%), postural hypotension (7%), pharyngitis (6%), and weight gain (6%). Explorations for interactions on the basis of gender, age, and race did not reveal any clinically meaningful differences in the adverse event occurrence on the basis of these demographic factors. **Dose Dependence of Adverse Events in Short-Term, Placebo-Controlled Trials:** The following table summarizes the incidence of adverse events from a study of schizophrenia comparing the fixed doses of SEROQUEL (150, 300, 450, 600, and 750 mg/day) to placebo. **Events for which the incidence was greater than placebo are listed below:** In placebo-controlled trials, the incidence of adverse events associated with the use of SEROQUEL (incidence of 5% or greater) and observed a rate on SEROQUEL at least twice that of placebo were somnolence (34%), dry mouth (19%), asthenia (10%), constipation (10%), abdominal pain (7%), postural hypotension (7%), pharyngitis (6%), and weight gain (6%). Explorations for interactions on the basis of gender, age, and race did not reveal any clinically meaningful differences in the adverse event occurrence on the basis of these demographic factors. **Dose Dependence of Adverse Events in Short-Term, Placebo-Controlled Trials:** The following table summarizes the incidence of adverse events from a study of schizophrenia comparing the fixed doses of SEROQUEL (150, 300, 450, 600, and 750 mg/day) to placebo. **Events for which the incidence was greater than placebo are listed below:** In placebo-controlled trials, the incidence of adverse events associated with the use of SEROQUEL (incidence of 5% or greater) and observed a rate on SEROQUEL at least twice that of placebo were somnolence (34%), dry mouth (19%), asthenia (10%), constipation (10%), abdominal pain (7%), postural hypotension (7%), pharyngitis (6%), and weight gain (6%). Explorations for interactions on the basis of gender, age, and race did not reveal any clinically meaningful differences in the adverse event occurrence on the basis of these demographic factors. **Dose Dependence of Adverse Events in Short-Term, Placebo-Controlled Trials:** The following table summarizes the incidence of adverse events from a study of schizophrenia comparing the fixed doses of SEROQUEL (150, 300, 450, 600, and 750 mg/day) to placebo. **Events for which the incidence was greater than placebo are listed below:** In placebo-controlled trials, the incidence of adverse events associated with the use of SEROQUEL (incidence of 5% or greater) and observed a rate on SEROQUEL at least twice that of placebo were somnolence (34%), dry mouth (19%), asthenia (10%), constipation (10%), abdominal pain (7%), postural hypotension (7%), pharyngitis (6%), and weight gain (6%). Explorations for interactions on the basis of gender, age, and race did not reveal any clinically meaningful differences in the adverse event occurrence on the basis of these demographic factors. **Dose Dependence of Adverse Events in Short-Term, Placebo-Controlled Trials:** The following table summarizes the incidence of adverse events from a study of schizophrenia comparing the fixed doses of SEROQUEL (150, 300, 450, 600, and 750 mg/day) to placebo. **Events for which the incidence was greater than placebo are listed below:** In placebo-controlled trials, the incidence of adverse events associated with the use of SEROQUEL (incidence of 5% or greater) and observed a rate on SEROQUEL at least twice that of placebo were somnolence (34%), dry mouth (19%), asthenia (10%), constipation (10%), abdominal pain (7%), postural hypotension (7%), pharyngitis (6%), and weight gain (6%). Explorations for interactions on the basis of gender, age, and race did not reveal any clinically meaningful differences in the adverse event occurrence on the basis of these demographic factors. **Dose Dependence of Adverse Events in Short-Term, Placebo-Controlled Trials:** The following table summarizes the incidence of adverse events from a study of schizophrenia comparing the fixed doses of SEROQUEL (150, 300, 450, 600, and 750 mg/day) to placebo. **Events for which the incidence was greater than placebo are listed below:** In placebo-controlled trials, the incidence of adverse events associated with the use of SEROQUEL (incidence of 5% or greater) and observed a rate on SEROQUEL at least twice that of placebo were somnolence (34%), dry mouth (19%), asthenia (10%), constipation (10%), abdominal pain (7%), postural hypotension (7%), pharyngitis (6%), and weight gain (6%). Explorations for interactions on the basis of gender, age, and race did not reveal any clinically meaningful differences in the adverse event occurrence on the basis of these demographic factors. **Dose Dependence of Adverse Events in Short-Term, Placebo-Controlled Trials:** The following table summarizes the incidence of adverse events from a study of schizophrenia comparing the fixed doses of SEROQUEL (150, 300, 450, 600, and 750 mg/day) to placebo. **Events for which the incidence was greater than placebo are listed below:** In placebo-controlled trials, the incidence of adverse events associated with the use of SEROQUEL (incidence of 5% or greater) and observed a rate on SEROQUEL at least twice that of placebo were somnolence (34%), dry mouth (19%), asthenia (10%), constipation (10%), abdominal pain (7%), postural hypotension (7%), pharyngitis (6%), and weight gain (6%). Explorations for interactions on the basis of gender, age, and race did not reveal any clinically meaningful differences in the adverse event occurrence on the basis of these demographic factors. **Dose Dependence of Adverse Events in Short-Term, Placebo-Controlled Trials:** The following table summarizes the incidence of adverse events from a study of schizophrenia comparing the fixed doses of SEROQUEL (150, 300, 450, 600, and 750 mg/day) to placebo. **Events for which the incidence was greater than placebo are listed below:** In placebo-controlled trials, the incidence of adverse events associated with the use of SEROQUEL (incidence of 5% or greater) and observed a rate on SEROQUEL at least twice that of placebo were somnolence (34%), dry mouth (19%), asthenia (10%), constipation (10%), abdominal pain (7%), postural hypotension (7%), pharyngitis (6%), and weight gain (6%). Explorations for interactions on the basis of gender, age, and race did not reveal any clinically meaningful differences in the adverse event occurrence on the basis of these demographic factors. **Dose Dependence of Adverse Events in Short-Term, Placebo-Controlled Trials:** The following table summarizes the incidence of adverse events from a study of schizophrenia comparing the fixed doses of SEROQUEL (150, 300, 450, 600, and 750 mg/day) to placebo. **Events for which the incidence was greater than placebo are listed below:** In placebo-controlled trials, the incidence of adverse events associated with the use of SEROQUEL (incidence of 5% or greater) and observed a rate on SEROQUEL at least twice that of placebo were somnolence (34%), dry mouth (19%), asthenia (10%), constipation (10%), abdominal pain (7%), postural hypotension (7%), pharyngitis (6%), and weight gain (6%). Explorations for interactions on the basis of gender, age, and race did not reveal any clinically meaningful differences in the adverse event occurrence on the basis of these demographic factors. **Dose Dependence of Adverse Events in Short-Term, Placebo-Controlled Trials:** The following table summarizes the incidence of adverse events from a study of schizophrenia comparing the fixed doses of SEROQUEL (150, 300, 450, 600, and 750 mg/day) to placebo. **Events for which the incidence was greater than placebo are listed below:** In placebo-controlled trials, the incidence of adverse events associated with the use of SEROQUEL (incidence of 5% or greater) and observed a rate on SEROQUEL at least twice that of placebo were somnolence (34%), dry mouth (19%), asthenia (10%), constipation (10%), abdominal pain (7%), postural hypotension (7%), pharyngitis (6%), and weight gain (6%). Explorations for interactions on the basis of gender, age, and race did not reveal any clinically meaningful differences in the adverse event occurrence on the basis of these demographic factors. **Dose Dependence of Adverse Events in Short-Term, Placebo-Controlled Trials:** The following table summarizes the incidence of adverse events from a study of schizophrenia comparing the fixed doses of SEROQUEL (150, 300, 450, 600, and 750 mg/day) to placebo. **Events for which the incidence was greater than placebo are listed below:** In placebo-controlled trials, the incidence of adverse events associated with the use of SEROQUEL (incidence of 5% or greater) and observed a rate on SEROQUEL at least twice that of placebo were somnolence (34%), dry mouth (19%), asthenia (10%), constipation (10%), abdominal pain (7%), postural hypotension (7%), pharyngitis (6%), and weight gain (6%). Explorations for interactions on the basis of gender, age, and race did not reveal any clinically meaningful differences in the adverse event occurrence on the basis of these demographic factors. **Dose Dependence of Adverse Events in Short-Term, Placebo-Controlled Trials:** The following table summarizes the incidence of adverse events from a study of schizophrenia comparing the fixed doses of SEROQUEL (150, 300, 450, 600, and 750 mg/day) to placebo. **Events for which the incidence was greater than placebo are listed below:** In placebo-controlled trials, the incidence of adverse events associated with the use of SEROQUEL (incidence of 5% or greater) and observed a rate on SEROQUEL at least twice that of placebo were somnolence (34%), dry mouth (19%), asthenia (10%), constipation (10%), abdominal pain (7%), postural hypotension (7%), pharyngitis (6%), and weight gain (6%). Explorations for interactions on the basis of gender, age, and race did not reveal any clinically meaningful differences in the adverse event occurrence on the basis of these demographic factors. **Dose Dependence of Adverse Events in Short-Term, Placebo-Controlled Trials:** The following table summarizes the incidence of adverse events from a study of schizophrenia comparing the fixed doses of SEROQUEL (150, 300, 450, 600, and 750 mg/day) to placebo. **Events for which the incidence was greater than placebo are listed below:** In placebo-controlled trials, the incidence of adverse events associated with the use of SEROQUEL (incidence of 5% or greater) and observed a rate on SEROQUEL at least twice that of placebo were somnolence (34%), dry mouth (19%), asthenia (10%), constipation (10%), abdominal pain (7%), postural hypotension (7%), pharyngitis (6%), and weight gain (6%). Explorations for interactions on the basis of gender, age, and race did not reveal any clinically meaningful differences in the adverse event occurrence on the basis of these demographic factors. **Dose Dependence of Adverse Events in Short-Term, Placebo-Controlled Trials:** The following table summarizes the incidence of adverse events from a study of schizophrenia comparing the fixed doses of SEROQUEL (150, 300, 450, 600, and 750 mg/day) to placebo. **Events for which the incidence was greater than placebo are listed below:** In placebo-controlled trials, the incidence of adverse events associated with the use of SEROQUEL (incidence of 5% or greater) and observed a rate on SEROQUEL at least twice that of placebo were somnolence (34%), dry mouth (19%), asthenia (10%), constipation (10%), abdominal pain (7%), postural hypotension (7%), pharyngitis (6%), and weight gain (6%). Explorations for interactions on the basis of gender, age, and race did not reveal any clinically meaningful differences in the adverse event occurrence on the basis of these demographic factors. **Dose Dependence of Adverse Events in Short-Term, Placebo-Controlled Trials:** The following table summarizes the incidence of adverse events from a study of schizophrenia comparing the fixed doses of SEROQUEL (150, 300, 450, 600, and 750 mg/day) to placebo. **Events for which the incidence was greater than placebo are listed below:** In placebo-controlled trials, the incidence of adverse events associated with the use of SEROQUEL (incidence of 5% or greater) and observed a rate on SEROQUEL at least twice that of placebo were somnolence (34%), dry mouth (19%), asthenia (10%), constipation (10%), abdominal pain (7%), postural hypotension (7%), pharyngitis (6%), and weight gain (6%). Explorations for interactions on the basis of gender, age, and race did not reveal any clinically meaningful differences in the adverse event occurrence on the basis of these demographic factors. **Dose Dependence of Adverse Events in Short-Term, Placebo-Controlled Trials:** The following table summarizes the incidence of adverse events from a study of schizophrenia comparing the fixed doses of SEROQUEL (150, 300, 450, 600, and 750 mg/day) to placebo. **Events for which the incidence was greater than placebo are listed below:** In placebo-controlled trials, the incidence of adverse events associated with the use of SEROQUEL (incidence of 5% or greater) and observed a rate on SEROQUEL at least twice that of placebo were somnolence (34%), dry mouth (19%), asthenia (10%), constipation (10%), abdominal pain (7%), postural hypotension (7%), pharyngitis (6%), and weight gain (6%). Explorations for interactions on the basis of gender, age, and race did not reveal any clinically meaningful differences in the adverse event occurrence on the basis of these demographic factors. **Dose Dependence of Adverse Events in Short-Term, Placebo-Controlled Trials:** The following table summarizes the incidence of adverse events from a study of schizophrenia comparing the fixed doses of SEROQUEL (150, 300, 450, 600, and 750 mg/day) to placebo. **Events for which the incidence was greater than placebo are listed below:** In placebo-controlled trials, the incidence of adverse events associated with the use of SEROQUEL (incidence of 5% or greater) and observed a rate on SEROQUEL at least twice that of placebo were somnolence (34%), dry mouth (19%), asthenia (10%), constipation (10%), abdominal pain (7%), postural hypotension (7%), pharyngitis (6%), and weight gain (6%). Explorations for interactions on the basis of gender, age, and race did not reveal any clinically meaningful differences in the adverse event occurrence on the basis of these demographic factors. **Dose Dependence of Adverse Events in Short-Term, Placebo-Controlled Trials:** The following table summarizes the incidence of adverse events from a study of schizophrenia comparing the fixed doses of SEROQUEL (150, 300, 450, 600, and 750 mg/day) to placebo. **Events for which the incidence was greater than placebo are listed below:** In placebo-controlled trials, the incidence of adverse events associated with the use of SEROQUEL (incidence of 5% or greater) and observed a rate on SEROQUEL at least twice that of placebo were somnolence (34%), dry mouth (19%), asthenia (10%), constipation (10%), abdominal pain (7%), postural hypotension (7%), pharyngitis (6%), and weight gain (6%). Explorations for interactions on the basis of gender, age, and race did not reveal any clinically meaningful differences in the adverse event occurrence on the basis of these demographic factors. **Dose Dependence of Adverse Events in Short-Term, Placebo-Controlled Trials:** The following table summarizes the incidence of adverse events from a study of schizophrenia comparing the fixed doses of SEROQUEL (150, 300, 450, 600, and 750 mg/day) to placebo. **Events for which the incidence was greater than placebo are listed below:** In placebo-controlled trials, the incidence of adverse events associated with the use of SEROQUEL (incidence of 5% or greater) and observed a rate on SEROQUEL at least twice that of placebo were somnolence (34%), dry mouth (19%), asthenia (10%), constipation (10%), abdominal pain (7%), postural hypotension (7%), pharyngitis (6%), and weight gain (6%). Explorations for interactions on the basis of gender, age, and race did not reveal any clinically meaningful differences in the adverse event occurrence on the basis of these demographic factors. **Dose Dependence of Adverse Events in Short-Term, Placebo-Controlled Trials:** The following table summarizes the incidence of adverse events from a study of schizophrenia comparing the fixed doses of SEROQUEL (150, 300, 450, 600, and 750 mg/day) to placebo. **Events for which the incidence was greater than placebo are listed below:** In placebo-controlled trials, the incidence of adverse events associated with the use of SEROQUEL (incidence of 5% or greater) and observed a rate on SEROQUEL at least twice that of placebo were somnolence (34%), dry mouth (19%), asthenia (10%), constipation (10%), abdominal pain (7%), postural hypotension (7%), pharyngitis (6%), and weight gain (6%). Explorations for interactions on the basis of gender, age, and race did not reveal any clinically meaningful differences in the adverse event occurrence on the basis of these demographic factors. **Dose Dependence of Adverse Events in Short-Term, Placebo-Controlled Trials:** The following table summarizes the incidence of adverse events from a study of schizophrenia comparing the fixed doses of SEROQUEL (150, 300, 450, 600, and 750 mg/day) to placebo. **Events for which the incidence was greater than placebo are listed below:** In placebo-controlled trials, the incidence of adverse events associated with the use of SEROQUEL (incidence of 5% or greater) and observed a rate on SEROQUEL at least twice that of placebo were somnolence (34%), dry mouth (19%), asthenia (10%), constipation (10%), abdominal pain (7%), postural hypotension (7%), pharyngitis (6%), and weight gain (6%). Explorations for interactions on the basis of gender, age, and race did not reveal any clinically meaningful differences in the adverse event occurrence on the basis of these demographic factors. **Dose Dependence of Adverse Events in Short-Term, Placebo-Controlled Trials:** The following table summarizes the incidence of adverse events from a study of schizophrenia comparing the fixed doses of SEROQUEL (150, 300, 450, 600, and 750 mg/day) to placebo. **Events for which the incidence was greater than placebo are listed below:** In placebo-controlled trials, the incidence of adverse events associated with the use of SEROQUEL (incidence of 5% or greater) and observed a rate on SEROQUEL at least twice that of placebo were somnolence (34%), dry mouth (19%), asthenia (10%), constipation (10%), abdominal pain (7%), postural hypotension (7%), pharyngitis (6%), and weight gain (6%). Explorations for interactions on the basis of gender, age, and race did not reveal any clinically meaningful differences in the adverse event occurrence on the basis of these demographic factors. **Dose Dependence of Adverse Events in Short-Term, Placebo-Controlled Trials:** The following table summarizes the incidence of adverse events from a study of schizophrenia comparing the fixed doses of SEROQUEL (150, 300, 450, 600, and 750 mg/day) to placebo. **Events for which the incidence was greater than placebo are listed below:** In placebo-controlled trials, the incidence of adverse events associated with the use of SEROQUEL (incidence of 5% or greater) and observed a rate on SEROQUEL at least twice that of placebo were somnolence (34%), dry mouth (19%), asthenia (10%), constipation (10%), abdominal pain (7%), postural hypotension (7%), pharyngitis (6%), and weight gain (6%). Explorations for interactions on the basis of gender, age, and race did not reveal any clinically meaningful differences in the adverse event occurrence on the basis of these demographic factors. **Dose Dependence of Adverse Events in Short-Term, Placebo-Controlled Trials:** The following table summarizes the incidence of adverse events from a study of schizophrenia comparing the fixed doses of SEROQUEL (150, 300, 450, 600, and 750 mg/day) to placebo. **Events for which the incidence was greater than placebo are listed below:** In placebo-controlled trials, the incidence of adverse events associated with the use of SEROQUEL (incidence of 5% or greater) and observed a rate on SEROQUEL at least twice that of placebo were somnolence (34%), dry mouth (19%), asthenia (10%), constipation (10%), abdominal pain (7%), postural hypotension (7%), pharyngitis (6%), and weight gain (6%). Explorations for interactions on the basis of gender, age, and race did not reveal any clinically meaningful differences in the adverse event occurrence on the basis of these demographic factors. **Dose Dependence of Adverse Events in Short-Term, Placebo-Controlled Trials:** The following table summarizes the incidence of adverse events from a study of schizophrenia comparing the fixed doses of SEROQUEL (150, 300, 450, 600, and 750 mg/day) to placebo. **Events for which the incidence was greater than placebo are listed below:** In placebo-controlled trials, the incidence of adverse events associated with the use of SEROQUEL (incidence of 5% or greater) and observed a rate on SEROQUEL at least twice that of placebo were somnolence (34%), dry mouth (19%), asthenia (10%),